



US00D792446S

(12) **United States Design Patent** (10) **Patent No.:** **US D792,446 S**
Sun (45) **Date of Patent:** **** Jul. 18, 2017**

(54) **DISPLAY SCREEN OR PORTION THEREOF WITH TRANSITIONAL GRAPHICAL USER INTERFACE**

(71) Applicant: **Sears Brands, L.L.C.**, Hoffman Estates, IL (US)

(72) Inventor: **Zhe Sun**, New York, NY (US)

(73) Assignee: **SEARS BRANDS, L.L.C.**, Hoffman Estates, IL (US)

(**) Term: **15 Years**

(21) Appl. No.: **29/554,500**

(22) Filed: **Feb. 11, 2016**

(51) **LOC (10) Cl.** **14-04**

(52) **U.S. Cl.**
USPC **D14/488**

(58) **Field of Classification Search**
USPC D14/485-495
CPC H04M 1/72561; G06Q 30/0601; G06Q 30/0641; G06F 3/0481
See application file for complete search history.

(56) **References Cited**

U.S. PATENT DOCUMENTS

D701,526 S *	3/2014	Poston	D14/486
D726,736 S *	4/2015	Smirin	G06F 3/04817
				D14/485
D728,601 S *	5/2015	Angelides	D14/486
D735,737 S *	8/2015	Lee	D14/486
D743,414 S *	11/2015	Shunock	D14/485
D744,000 S *	11/2015	Villamor	D14/488
D746,319 S *	12/2015	Zhang	D14/487
D747,729 S *	1/2016	Smirin	G06F 3/04817
				D14/485
D759,067 S *	6/2016	Kim	D14/486
D760,236 S *	6/2016	Li	D14/485
D768,669 S *	10/2016	Pranger	D14/486

D773,516 S *	12/2016	Sun	D14/486
D777,745 S *	1/2017	Ta	D14/486
2010/0299212 A1 *	11/2010	Graylin	G06Q 20/32
				705/14.66
2011/0004533 A1 *	1/2011	Soto	G06Q 30/00
				705/27.1
2012/0040644 A1 *	2/2012	Naik	H04M 1/72522
				455/412.1
2012/0123865 A1 *	5/2012	Salzano	G06Q 30/0257
				705/14.55
2013/0181045 A1 *	7/2013	Dessert	G06Q 20/322
				235/383
2014/0052615 A1 *	2/2014	Andersen	G06Q 20/32
				705/39
2014/0123018 A1 *	5/2014	Park	G06F 3/0484
				715/738

(Continued)

Primary Examiner — Robin V Webster

Assistant Examiner — Rachel Voorhies

(74) Attorney, Agent, or Firm — McAndrews, Held & Malloy, Ltd.

(57) **CLAIM**

The ornamental design for a display screen or portion thereof with transitional graphical user interface, as shown and described.

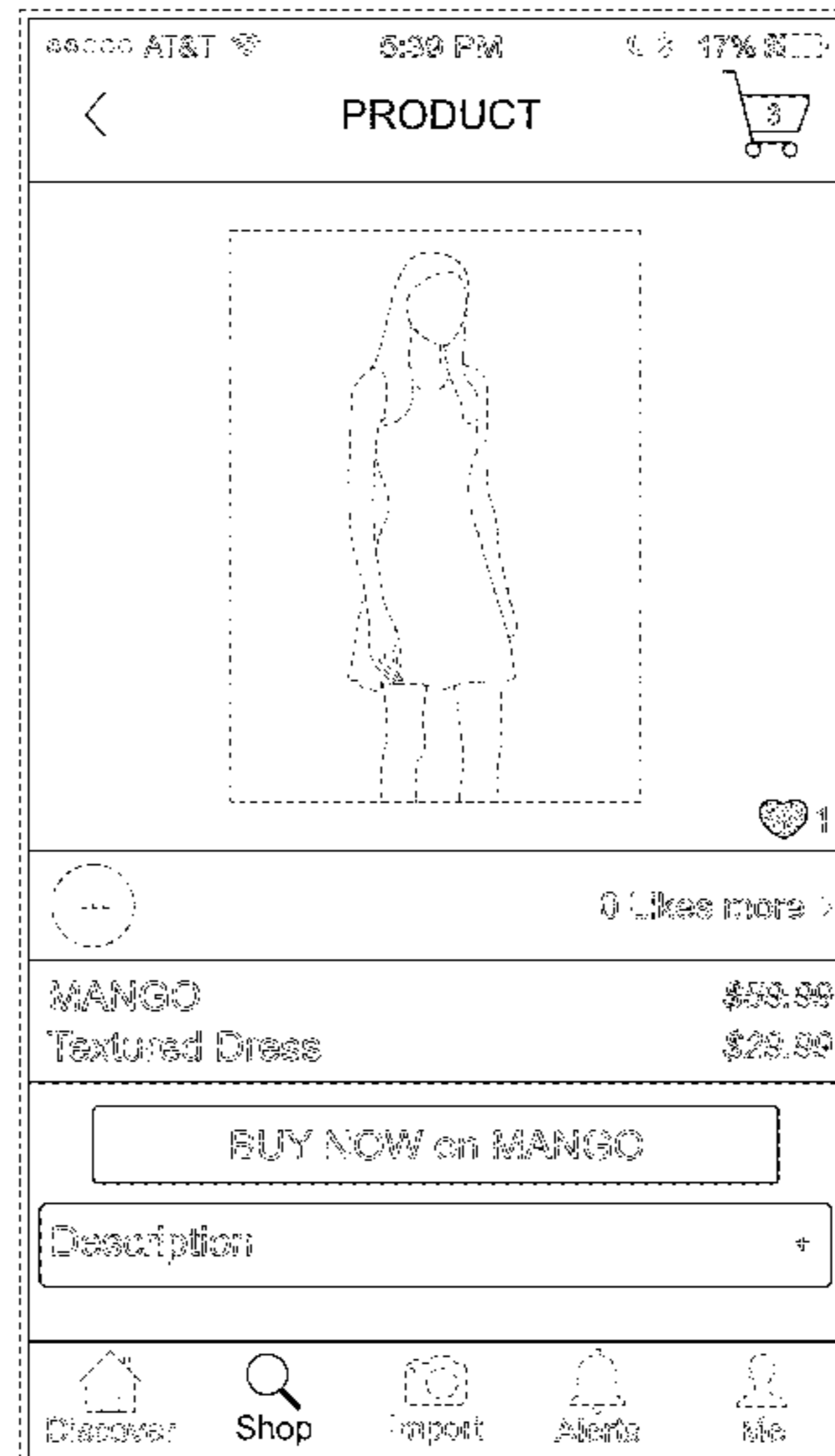
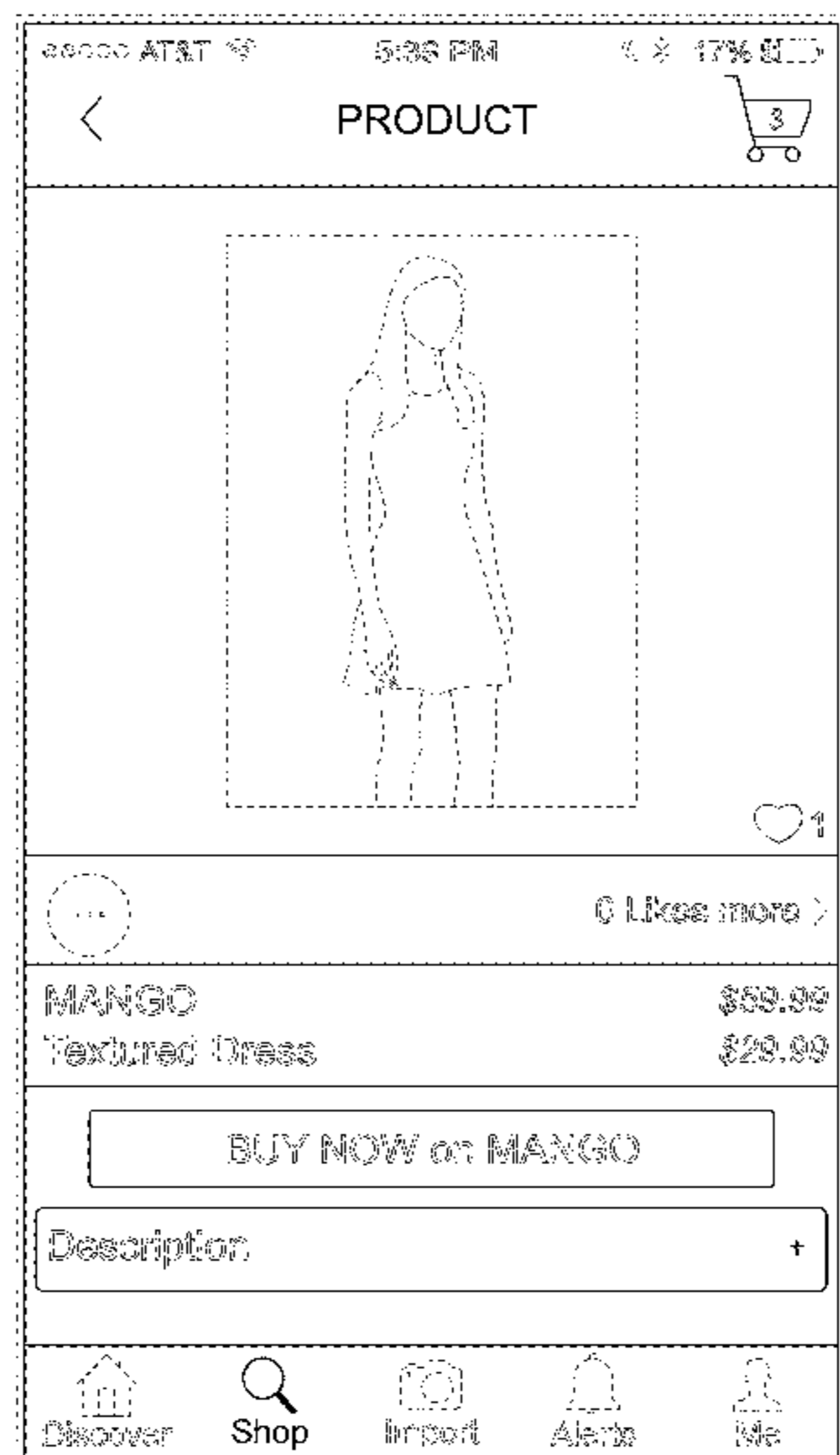
DESCRIPTION

FIG. 1 is the first image in a sequence for a display screen or portion thereof with transitional graphical user interface showing my new design; and,

FIG. 2 is the second image thereof.

The dash-dash broken lines around the figures show a display screen or portion thereof that forms no part of the claimed design; the dash-dash broken lines within the figures show unclaimed portions of the graphical user interface. The dot-dash broken lines within the figures represent an unclaimed boundary line that forms no part of the claimed design.

1 Claim, 2 Drawing Sheets



(56)

References Cited

U.S. PATENT DOCUMENTS

2014/0222685 A1* 8/2014 Middleton G06Q 30/0261
705/50
2014/0379532 A1* 12/2014 Agasti G06Q 30/0641
705/27.1
2015/0046297 A1* 2/2015 Bahrami G06F 3/0485
705/27.2
2015/0088757 A1* 3/2015 Zhou G06Q 30/02
705/71
2015/0213431 A1* 7/2015 Goldstein G06Q 20/12
705/39
2015/0242942 A1* 8/2015 Viswanath G06F 3/0484
705/27.2
2015/0248193 A1* 9/2015 Fujioka G06F 3/0481
705/14.53
2016/0117744 A1* 4/2016 Oayda G06Q 20/18
705/26.43

* cited by examiner



FIG. 1

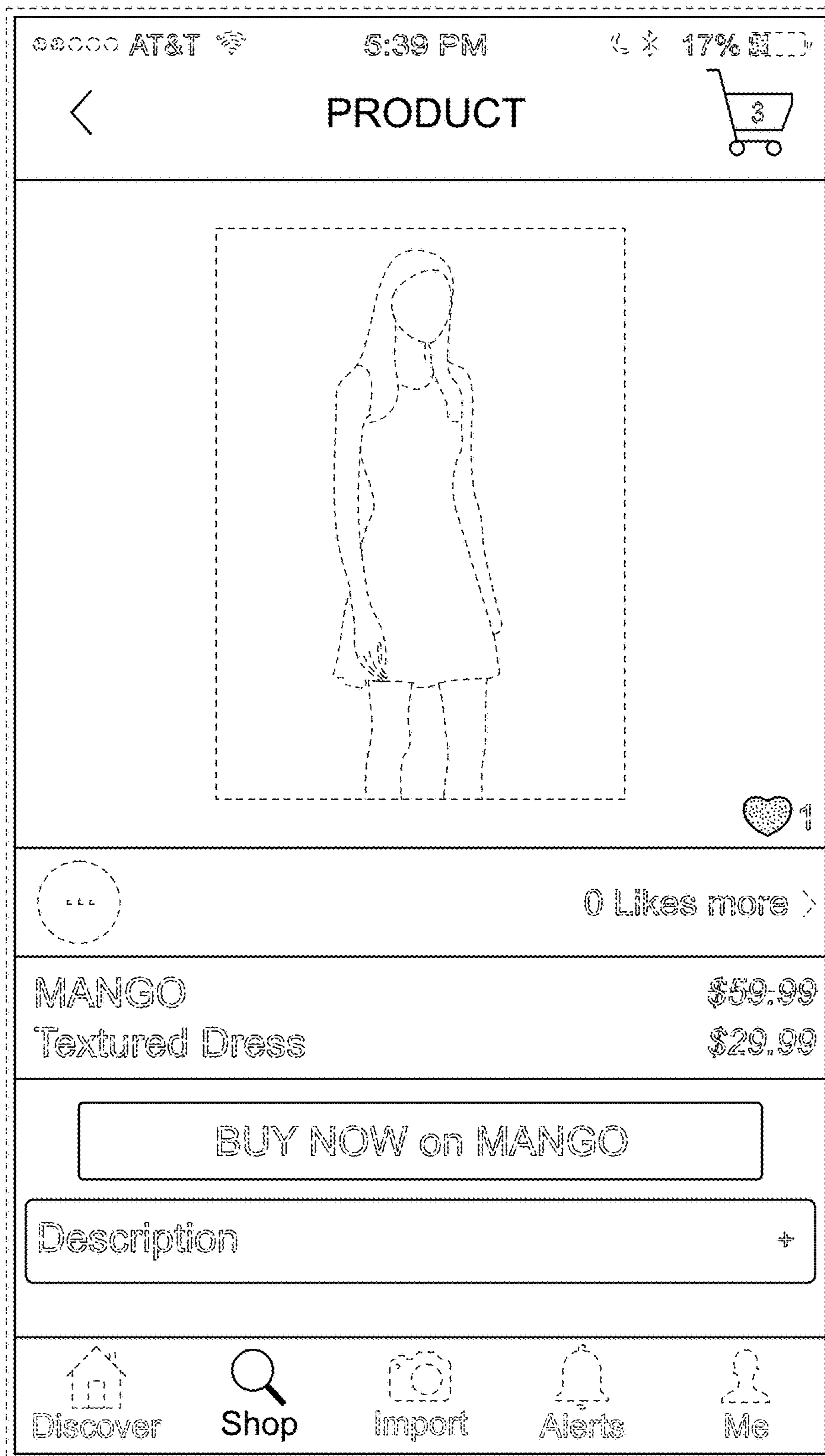


FIG. 2