



US00D792382S

(12) **United States Design Patent** (10) **Patent No.:** **US D792,382 S**
Gosalia et al. (45) **Date of Patent:** **** Jul. 18, 2017**

- (54) **ANTENNA**
- (71) Applicant: **Airgain Incorporated**, San Diego, CA (US)
- (72) Inventors: **Keyoor Gosalia**, Carlsbad, CA (US); **Yulong Chen**, Zhang Jia Gang (CN)
- (73) Assignee: **Airgain Incorporated**, San Diego, CA (US)

- D607,442 S 1/2010 Su et al.
D608,769 S 1/2010 Bufe
D612,368 S 3/2010 Yang et al.
7,705,783 B2 4/2010 Rao et al.
7,729,662 B2 6/2010 Abramov et al.
D621,819 S 8/2010 Tsai et al.
7,843,390 B2 11/2010 Liu
D633,483 S 3/2011 Su et al.
D635,127 S 3/2011 Tsai et al.
7,907,971 B2 3/2011 Salo et al.

(Continued)

(**) Term: **15 Years**

OTHER PUBLICATIONS

(21) Appl. No.: **29/556,736**

<http://airgain.com/our-services/embedded-antennas/>—Retrieved Jan. 4, 2017.*

(22) Filed: **Mar. 2, 2016**

(Continued)

(51) **LOC (10) Cl.** **14-03**

(52) **U.S. Cl.**
USPC **D14/230**

(58) **Field of Classification Search**
USPC D14/138, 230–238.1, 299, 358; D13/182
CPC H01L 33/48; H01L 33/486; H01L 23/02;
H05K 5/00; H01Q 13/10
See application file for complete search history.

Primary Examiner — Manpreet Matharu
Assistant Examiner — Mojtaba Tehrani
(74) *Attorney, Agent, or Firm* — Clause Eight IPS;
Michael Catania

(57) **CLAIM**

The ornamental design for an antenna, as shown and described.

(56) **References Cited**

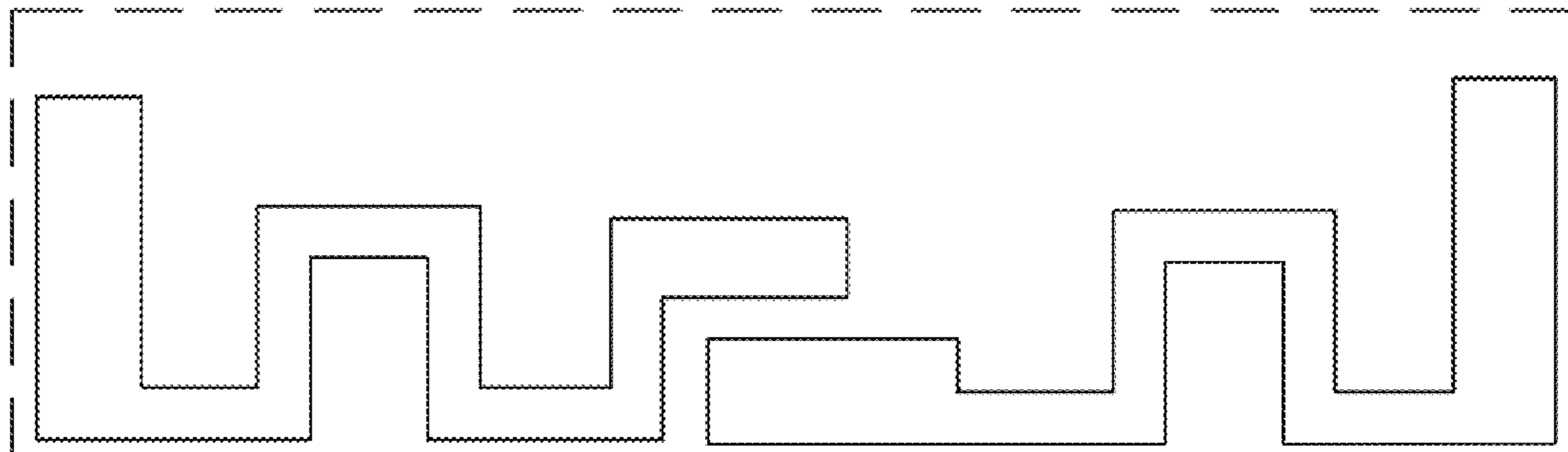
DESCRIPTION

U.S. PATENT DOCUMENTS

- 7,061,437 B2 6/2006 Lin et al.
7,148,849 B2 12/2006 Lin
7,215,296 B2 5/2007 Abramov et al.
D546,821 S 7/2007 Oliver
D549,696 S 8/2007 Oshima et al.
7,333,067 B2 2/2008 Hung et al.
7,336,959 B2 2/2008 Khitrik et al.
D570,800 S * 6/2008 Chen D13/182
D573,589 S 7/2008 Montgomery et al.
7,405,704 B1 7/2008 Lin et al.
7,477,195 B2 1/2009 Vance
D592,195 S 5/2009 Wu et al.
7,570,215 B2 8/2009 Abramov et al.
D599,334 S 9/2009 Chiang
D606,053 S 12/2009 Wu et al.

FIG. 1 is a top plan view of an antenna, showing my new design;
FIG. 2 is a front elevation view thereof;
FIG. 3 is a bottom plan view thereof;
FIG. 4 is a top perspective view thereof;
FIG. 5 is a top plan view thereof with unclaimed environment not shown; and,
FIG. 6 is a front elevation view thereof with unclaimed environment not shown.
The broken line in the figure drawings represents unclaimed environment only and forms no part of the claimed design.

1 Claim, 1 Drawing Sheet



(56)

References Cited

U.S. PATENT DOCUMENTS

D635,560 S 4/2011 Tsai et al.
 D635,963 S 4/2011 Podduturi
 D635,964 S * 4/2011 Podduturi D14/230
 D635,965 S 4/2011 Mi et al.
 D636,382 S 4/2011 Podduturi
 7,965,242 B2 6/2011 Abramov et al.
 D649,962 S 12/2011 Tseng et al.
 D651,198 S 12/2011 Mi et al.
 D654,059 S 2/2012 Mi et al.
 D654,060 S 2/2012 Ko et al.
 D658,639 S 5/2012 Huang et al.
 D659,129 S 5/2012 Mi et al.
 D659,685 S 5/2012 Huang et al.
 D659,688 S 5/2012 Huang et al.
 8,175,036 B2 5/2012 Visuri et al.
 8,184,601 B2 5/2012 Abramov et al.
 D662,916 S 7/2012 Huang et al.
 8,248,970 B2 8/2012 Abramov et al.
 D671,097 S 11/2012 Mi et al.
 8,310,402 B2 11/2012 Yang
 D676,429 S 2/2013 Gosalia et al.
 D678,255 S 3/2013 Ko et al.
 8,423,084 B2 4/2013 Abramov et al.
 D684,565 S 6/2013 Wei
 D685,352 S 7/2013 Wei
 D685,772 S 7/2013 Zheng et al.
 D686,600 S * 7/2013 Yang D14/230
 D689,474 S * 9/2013 Yang D14/230
 D692,870 S 11/2013 He
 D694,738 S 12/2013 Yang
 D695,279 S 12/2013 Yang et al.
 D695,280 S 12/2013 Yang et al.
 D703,195 S 4/2014 Zheng
 D703,196 S 4/2014 Zheng
 D706,247 S 6/2014 Zheng et al.

D706,750 S 6/2014 Bringuir
 D706,751 S 6/2014 Chang et al.
 D708,602 S 7/2014 Gosalia et al.
 D709,053 S 7/2014 Chang et al.
 D710,832 S 8/2014 Yang
 D710,833 S 8/2014 Zheng et al.
 8,854,265 B1 10/2014 Yang et al.
 D716,775 S 11/2014 Bidermann
 D753,096 S * 4/2016 Li D14/230
 D756,336 S * 5/2016 Podduturi D14/230
 D764,447 S * 8/2016 Yang D14/230
 D766,883 S * 9/2016 Yang D14/230
 D767,544 S * 9/2016 Yang D14/230
 D773,442 S * 12/2016 Man D14/230
 2002/0003499 A1 1/2002 Kouam et al.
 2004/0222936 A1 11/2004 Hung et al.
 2005/0073462 A1 4/2005 Lin et al.
 2005/0190108 A1 9/2005 Lin et al.
 2006/0208900 A1 9/2006 Tavassoli Hozouri
 2007/0030203 A1 2/2007 Tsai et al.
 2008/0150829 A1 6/2008 Lin et al.
 2009/0002244 A1 1/2009 Woo
 2009/0058739 A1 3/2009 Konishi
 2009/0135072 A1 5/2009 Ke et al.
 2009/0262028 A1 10/2009 Mumburu et al.
 2010/0188297 A1 7/2010 Chen et al.
 2010/0309067 A1 12/2010 Tsou et al.
 2011/0006950 A1 1/2011 Park et al.
 2012/0038514 A1 2/2012 Bang
 2012/0229348 A1 9/2012 Chiang
 2012/0242546 A1 9/2012 Hu et al.

OTHER PUBLICATIONS

<http://gerbole.en.made-in-china.com/product/HSDQCUNxChcV/China-868MHz-Antenna-GSM-PCB-Antenna-Built-in-Antenna.html>—Retrieved Apr. 12, 2017.*

* cited by examiner

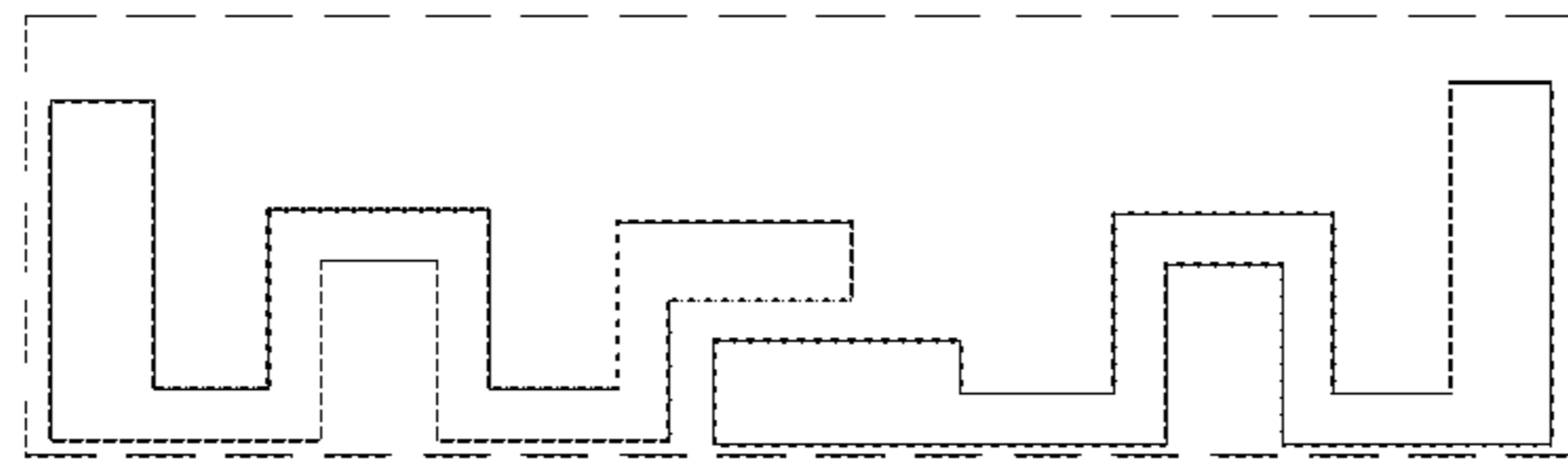


FIG. 1




FIG. 2



FIG. 3

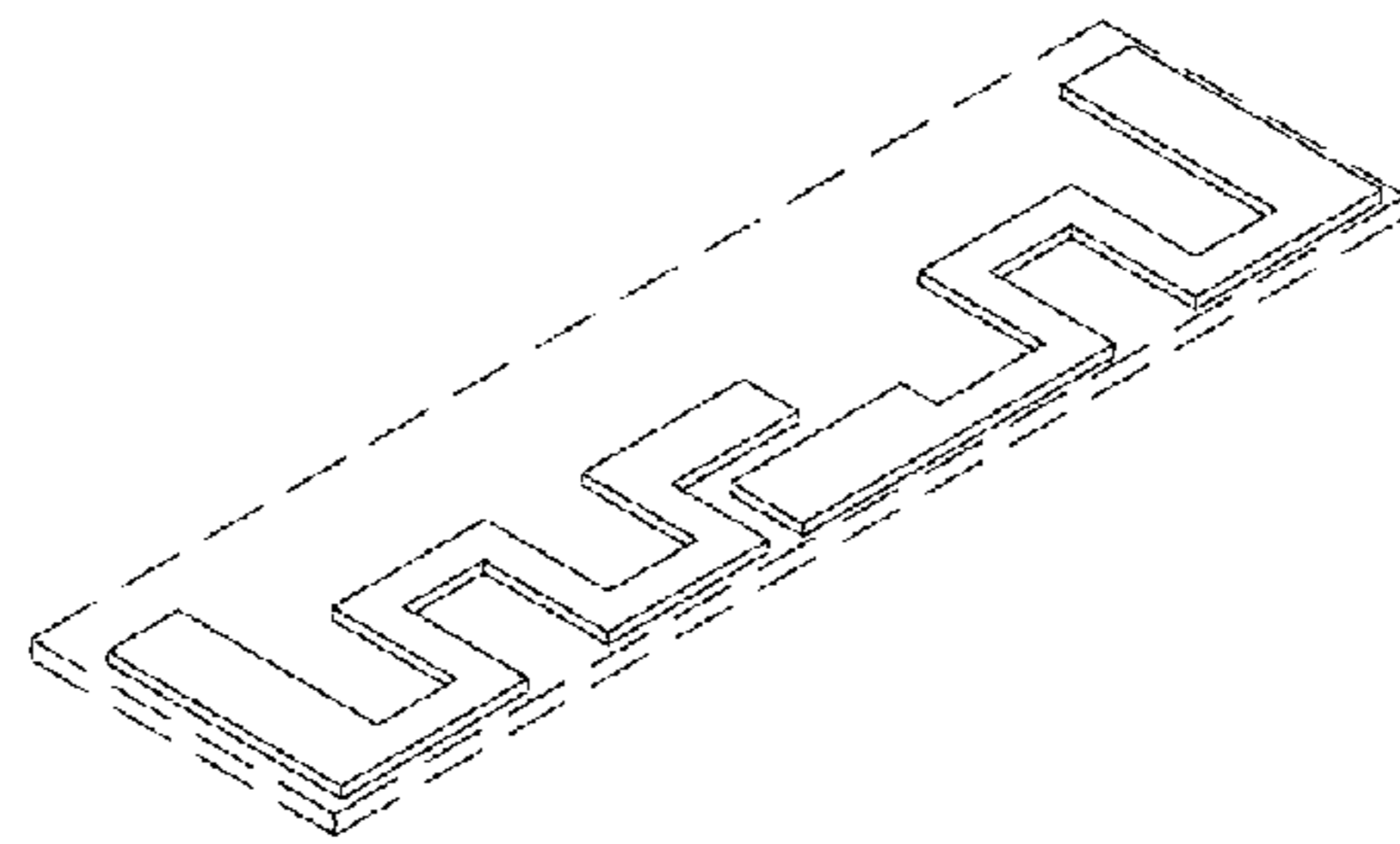


FIG. 4

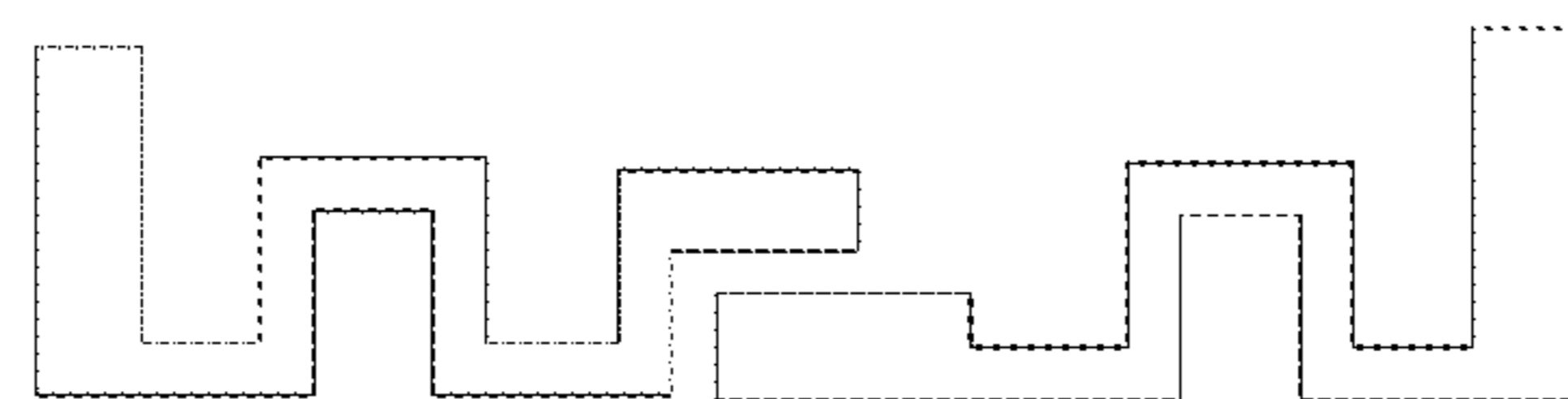


FIG. 5




FIG. 6