



US00D792377S

(12) **United States Design Patent**
Humphreys

(10) **Patent No.:** **US D792,377 S**
(45) **Date of Patent:** **** Jul. 18, 2017**

- (54) **HEADSET**
- (71) Applicant: **Maryanne Humphreys**, Marrero, LA (US)
- (72) Inventor: **Maryanne Humphreys**, Marrero, LA (US)
- (73) Assignee: **Maryanne Humphreys**, Marrero, LA (US)
- (**) Term: **15 Years**
- (21) Appl. No.: **29/560,470**
- (22) Filed: **Apr. 7, 2016**
- (51) **LOC (10) Cl.** **14-01**
- (52) **U.S. Cl.**
USPC **D14/206**
- (58) **Field of Classification Search**
USPC D14/206, 205, 225, 226, 228; 379/430, 379/431, 451; 181/129, 130, 135, 242; 381/380, 381, 361, 358; D9/707, 711, D9/722
CPC H04R 1/1016; H04R 1/1066; H04R 1/10; H04R 25/00
See application file for complete search history.

- D185,229 S * 5/1959 O'Connor 206/461
- 3,286,835 A * 11/1966 Crane, Jr. B65D 73/005
206/489
- D233,444 S * 10/1974 Christian D14/206
- 5,033,094 A * 7/1991 Hung H04M 1/05
381/379
- D333,137 S * 2/1993 Burke D14/206
- D337,116 S * 7/1993 Hattori D14/206
- 5,369,857 A * 12/1994 Sacherman H04R 5/0335
29/594
- 5,469,505 A * 11/1995 Gathey H04M 1/05
379/430
- D365,559 S * 12/1995 Fathi D14/142
- D366,045 S * 1/1996 Hirschhorn D14/209
- D377,020 S * 12/1996 Bungardt D14/205
- D410,921 S * 6/1999 Luchs D14/142
- 6,154,539 A * 11/2000 Pitel H04M 1/05
379/430
- D436,348 S * 1/2001 McGugan D14/142
- D458,247 S * 6/2002 Davies D14/206
- D468,722 S * 1/2003 Schmidt D14/205
- 6,622,029 B1 * 9/2003 Skulley H04M 1/05
379/430
- D482,019 S * 11/2003 Petersen D14/206
- D488,146 S * 4/2004 Minto D14/206
- D498,470 S * 11/2004 Skulley D14/206
- D505,413 S * 5/2005 Skulley D14/223

(Continued)

Primary Examiner — Paula Greene

(56) **References Cited**
U.S. PATENT DOCUMENTS

- 564,048 A * 7/1896 Nighiguchi E04G 1/32
182/183.1
- 2,401,615 A * 6/1946 Chittum B65D 73/0021
206/446
- 2,485,405 A * 10/1949 Olney H04R 1/342
181/22
- 2,520,706 A * 8/1950 Anderson H04R 1/086
181/242
- 2,586,644 A * 2/1952 Gilbert H04R 5/0335
381/370

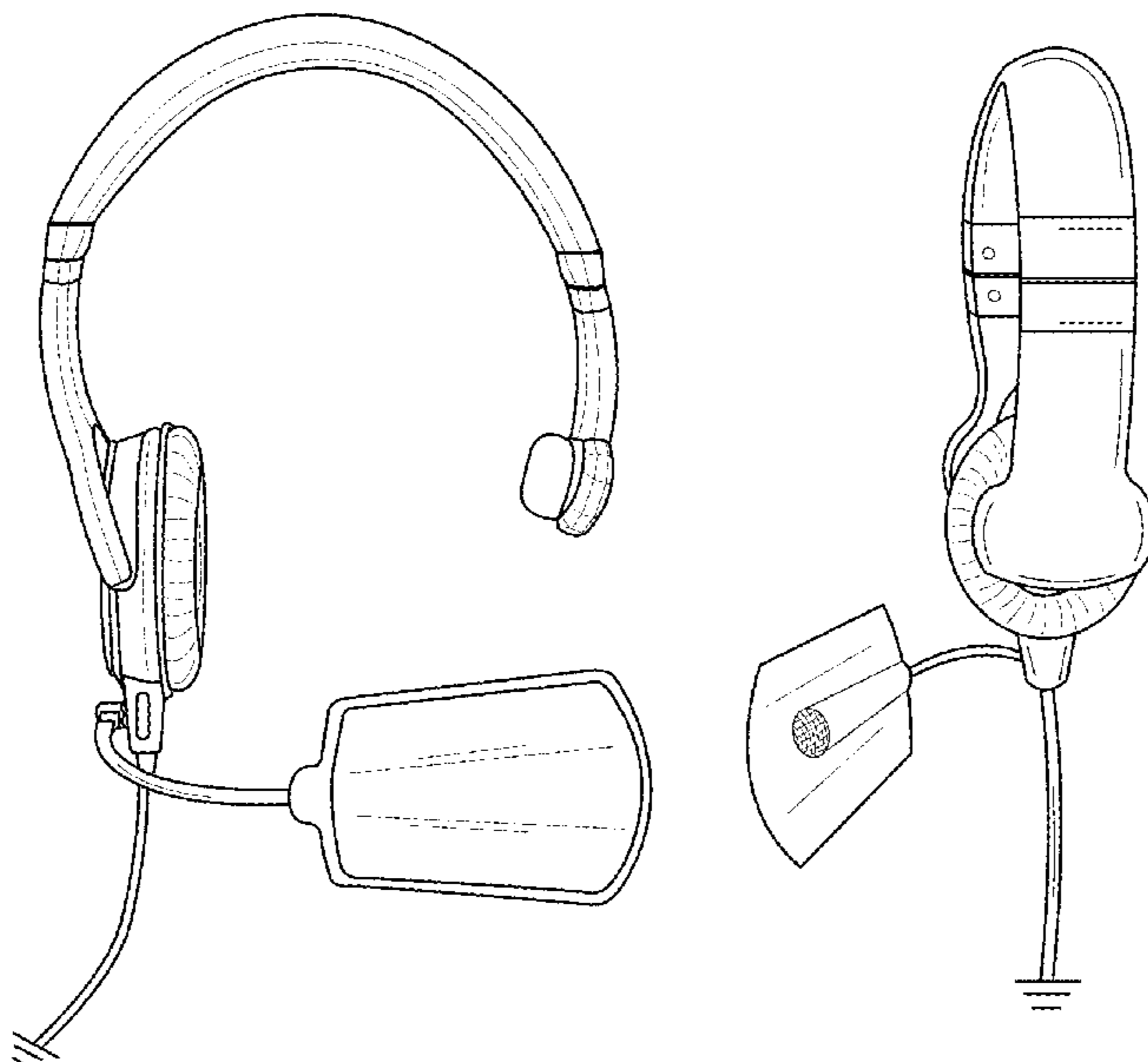
(57) **CLAIM**

The ornamental design for headset, as shown and described.

DESCRIPTION

FIG. 1 is a perspective view of a headset.
FIG. 2 is a front view of a headset.
FIG. 3 is a back view of a headset.
FIG. 4 is a right side view of a headset; and,
FIG. 5 is a left side view of a headset.

1 Claim, 5 Drawing Sheets



(56)

References Cited

U.S. PATENT DOCUMENTS

6,980,165	B2 *	12/2005	Yuasa	H01Q 1/273 343/718
D517,528	S *	3/2006	Skulley	D14/206
D533,166	S *	12/2006	Marquez	D14/225
D538,785	S *	3/2007	Skulley	D14/206
D539,789	S *	4/2007	Rausch	D14/225
D587,684	S *	3/2009	Ham	D14/205
7,519,196	B2 *	4/2009	Bech	H04R 1/105 381/370
D638,000	S *	5/2011	Hoggarth	D14/206
D641,727	S *	7/2011	Krauss	D14/206
D654,471	S *	2/2012	Fischer	D14/206
D668,240	S *	10/2012	Brandis	D14/206
D678,860	S *	3/2013	Hagelin	D14/205
D716,258	S *	10/2014	Awiszus	D14/206
D716,762	S *	11/2014	Greve	D14/206
D760,689	S *	7/2016	Gecawicz	D14/206
D782,999	S *	4/2017	Spio	D14/206
2006/0269089	A1 *	11/2006	Gieson	H04R 1/083 381/361
2007/0025576	A1 *	2/2007	Wen	H04R 1/083 381/361

* cited by examiner

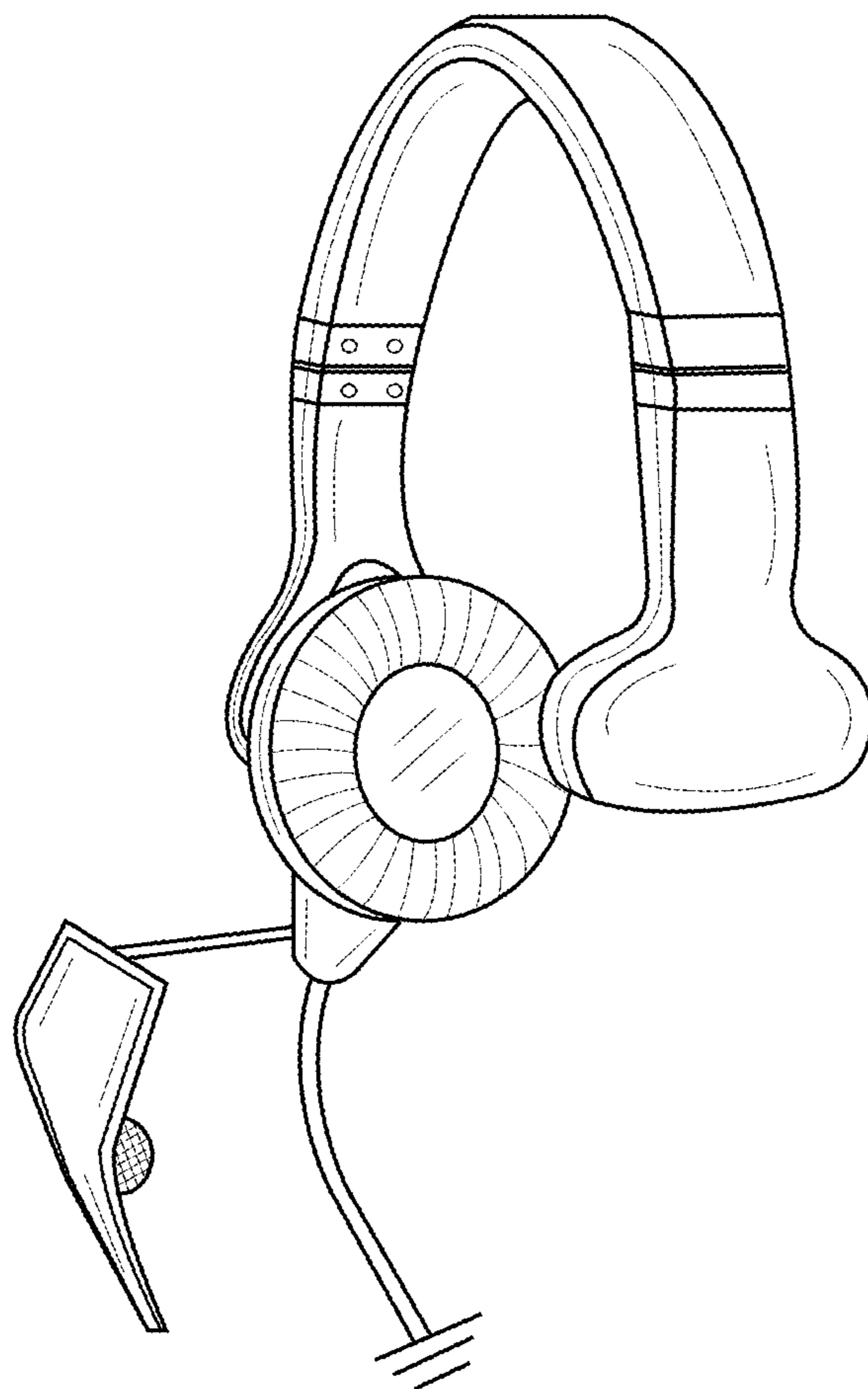


FIG.1

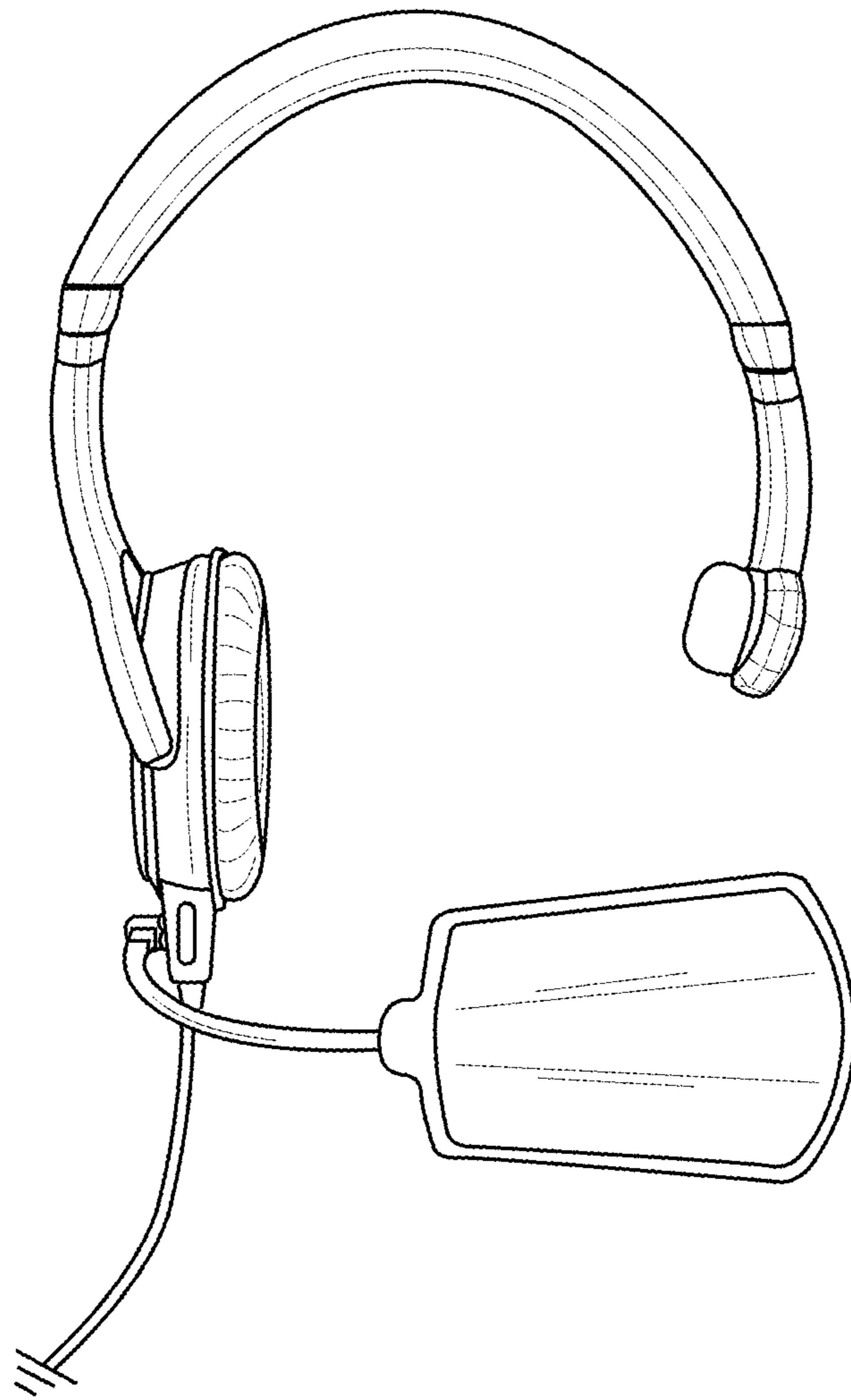


FIG.2

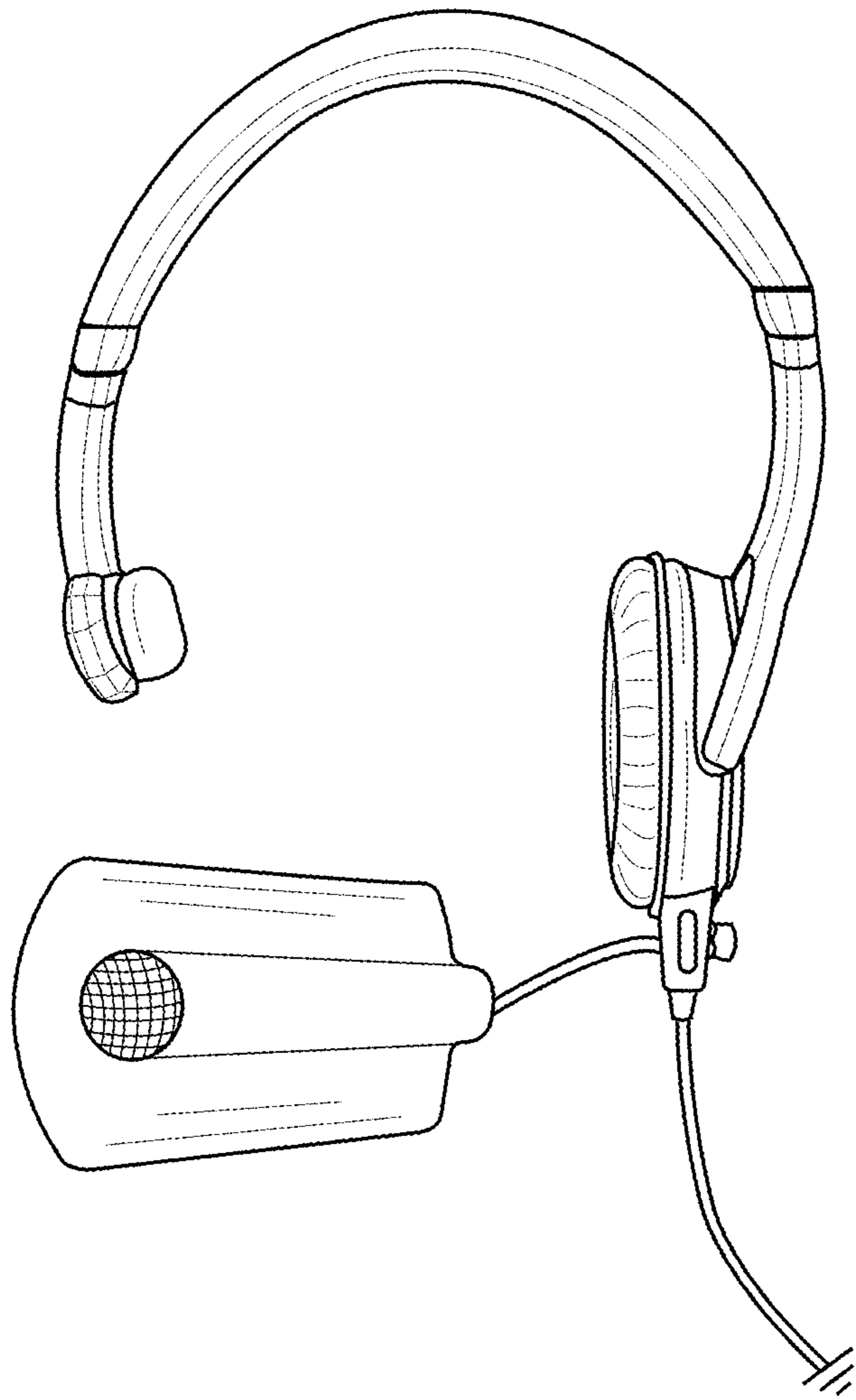


FIG.3

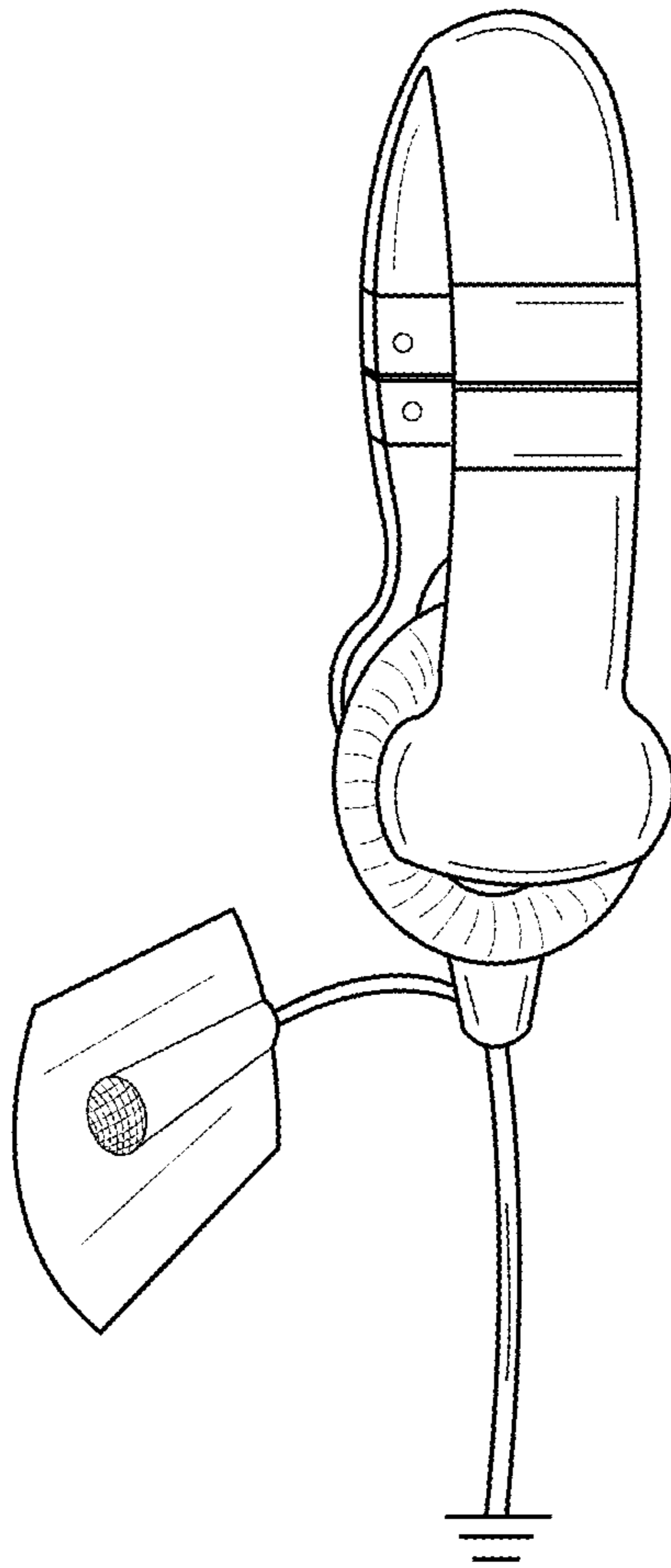


FIG.4

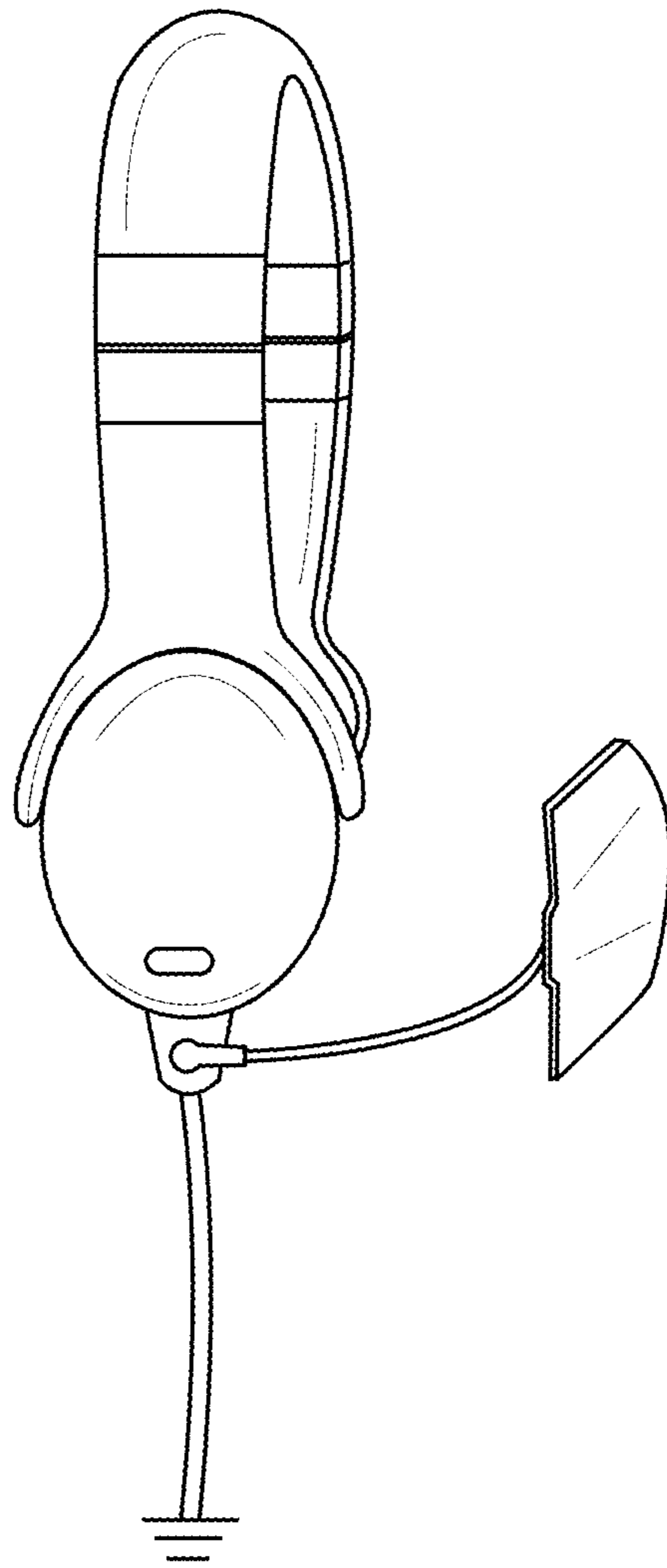


FIG.5