



US00D792364S

(12) **United States Design Patent** (10) **Patent No.:** **US D792,364 S**
Kim et al. (45) **Date of Patent:** **** Jul. 18, 2017**

(54) **MOBILE PHONE**

(71) Applicant: **Samsung Electronics Co., Ltd.**,
Suwon-si (KR)

(72) Inventors: **Jun Kim**, Seongnam-si (KR); **Wansup Kim**, Seoul (KR); **Christine Oh**, Yongin-si (KR); **Wonseok Oh**, Seoul (KR); **Chongyoon Chung**, Seoul (KR)

(73) Assignee: **Samsung Electronics Co., Ltd.**,
Suwon-si (KR)

(**) Term: **15 Years**

(21) Appl. No.: **29/532,450**

(22) Filed: **Jul. 7, 2015**

(30) **Foreign Application Priority Data**

Mar. 4, 2015 (KR) 30-2015-0011008

(51) **LOC (10) Cl.** **14-03**

(52) **U.S. Cl.**
USPC **D14/138 G; D14/138 C**

(58) **Field of Classification Search**
USPC ... D14/138 G, 138 AD, 138 R, 203.1, 203.3,
D14/203.5, 203.7, 218, 248, 341, 439,
D14/496, 250; D21/329, 517; D13/168
CPC G06F 1/1626; G06F 1/1652; G09F 9/301;
H04M 2250/22; H01L 2251/5338
See application file for complete search history.

(56) **References Cited**

U.S. PATENT DOCUMENTS

D371,387 S * 7/1996 Woock D14/341
D474,792 S * 5/2003 Hyun D14/130
D576,141 S * 9/2008 Moon D14/138 C
D597,054 S * 7/2009 Park D14/138 G
D601,988 S * 10/2009 Bang D14/138 G

D763,838 S * 8/2016 Lee D14/138 C
D769,838 S * 10/2016 Park D14/138 G
2016/0345628 A1* 12/2016 Sabet A24F 15/18

OTHER PUBLICATIONS

Kodak launches Kodak Ektra camera phone: All you need to know, posted at mobilechoiceuk.com, posted on Oct. 20, 2016, [online], [site visited Dec. 20, 2016]. Available from Internet, <URL: http://www.mobilechoiceuk.com/News/43404/kodaks-launches-kodak-electra-camera-phone-all-you-need-to-know.aspx>.*

* cited by examiner

Primary Examiner — Cathron Brooks

(74) *Attorney, Agent, or Firm* — NSIP Law

(57) **CLAIM**

The ornamental design for a mobile phone, as shown and described.

DESCRIPTION

FIG. 1 is a front perspective view of a mobile phone showing our new design;

FIG. 2 is a front view thereof;

FIG. 3 is a rear view thereof;

FIG. 4 is a left-side view thereof;

FIG. 5 is a right-side view thereof;

FIG. 6 is a top view thereof;

FIG. 7 is a bottom view thereof; and,

FIG. 8 is a rear perspective view thereof.

The broken lines shown in the figures that are immediately adjacent to the shaded areas, and define unshaded regions, represent the bounds of the claim. All other broken lines, including the features within broken line boundaries are directed to environment. The broken lines form no part of the claimed design.

1 Claim, 8 Drawing Sheets

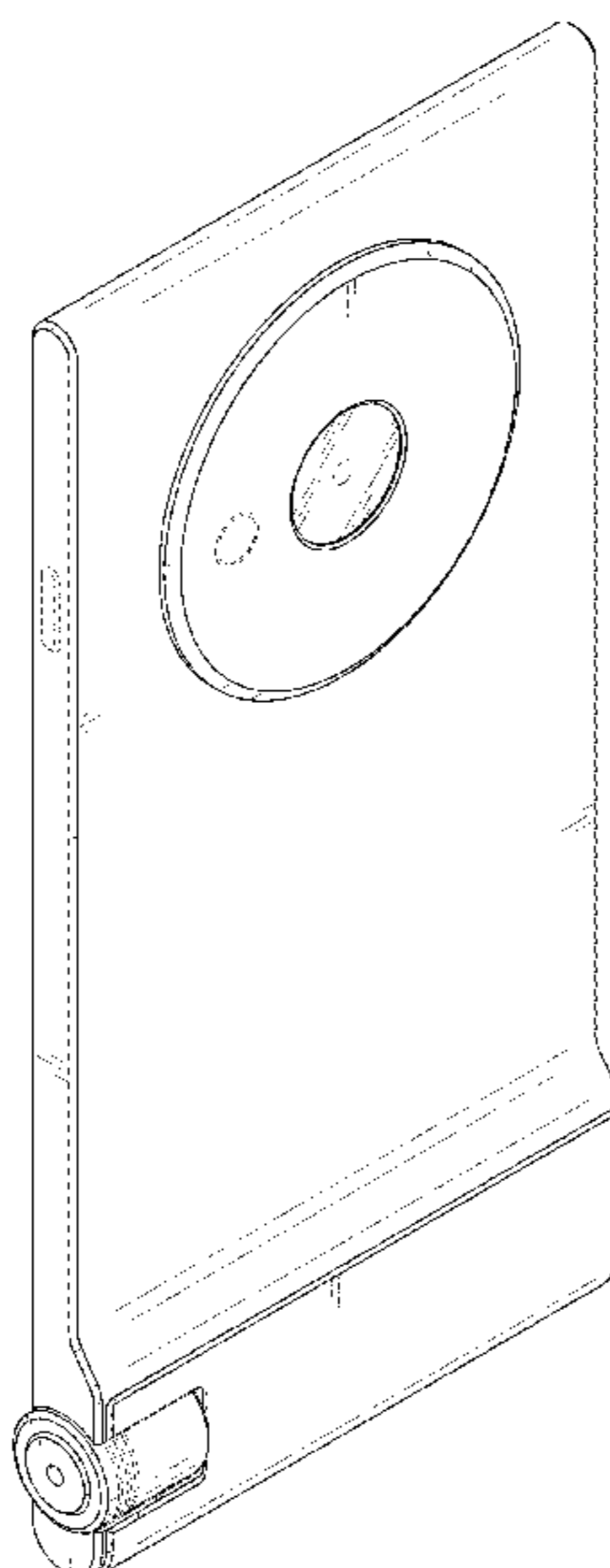


FIG. 1

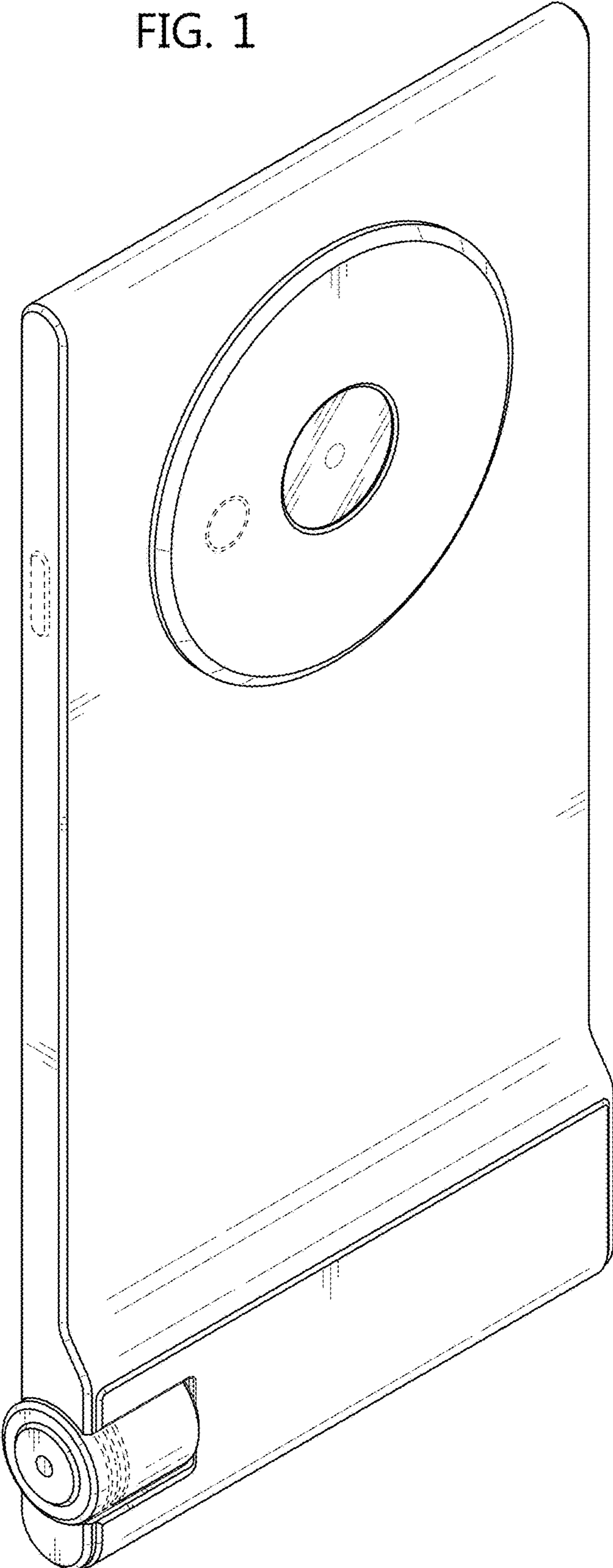


FIG. 2

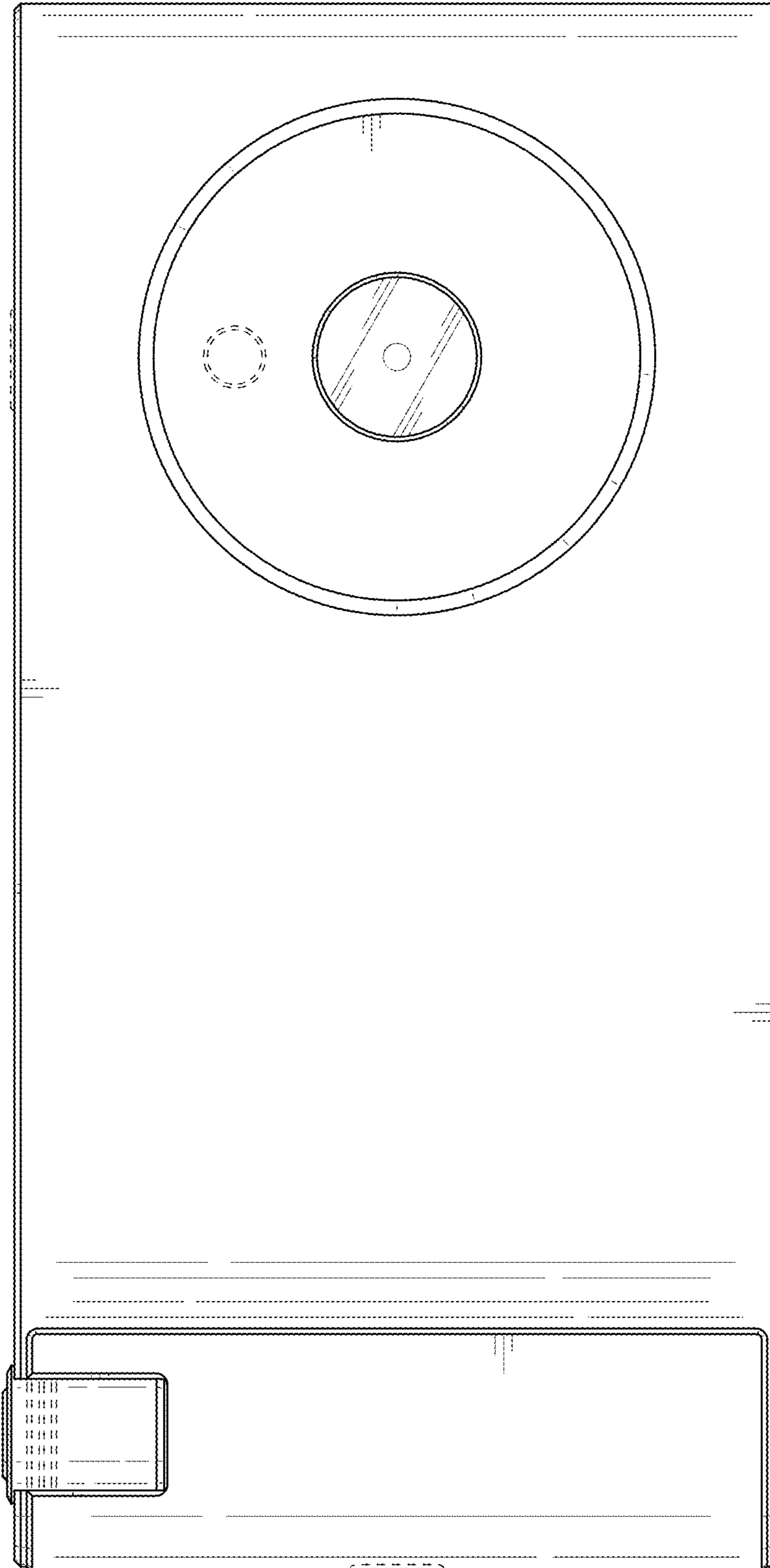


FIG. 3




FIG. 4

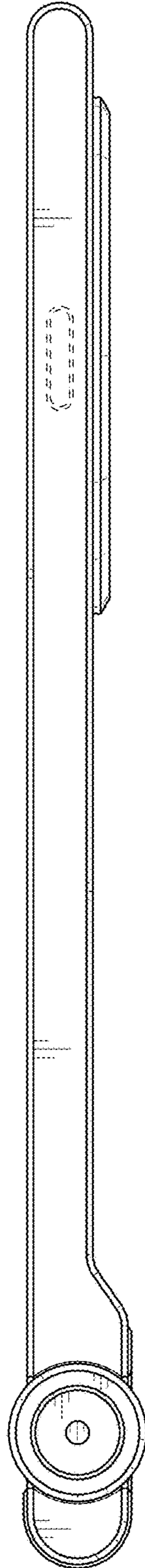


FIG. 5




FIG. 6

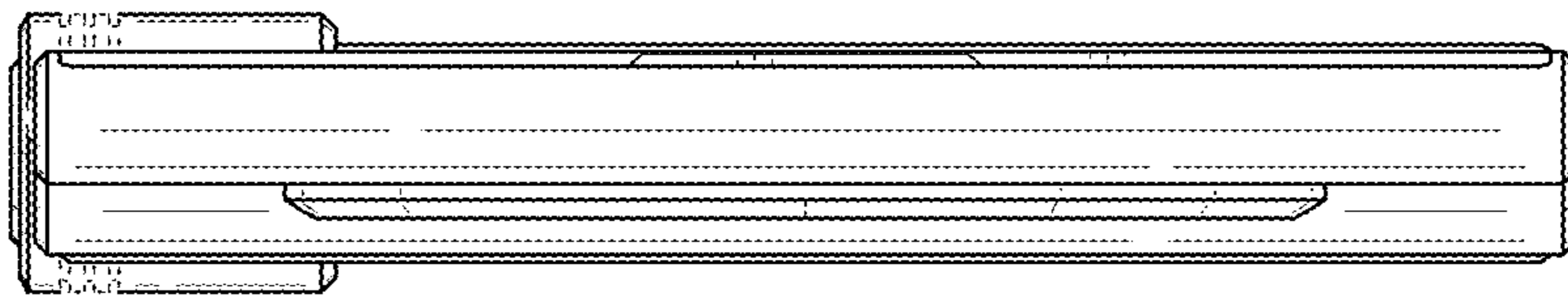


FIG. 7

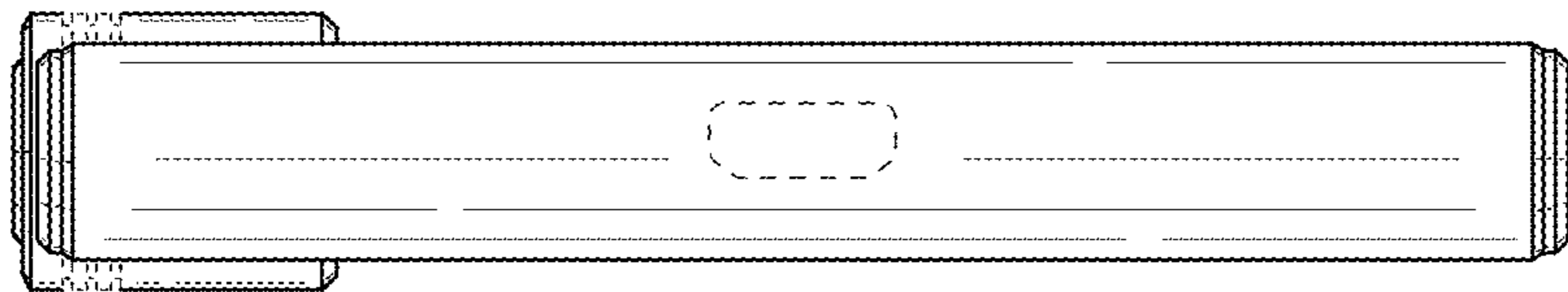


FIG. 8

