

US00D792353S

(12) **United States Design Patent** (10) **Patent No.:** **US D792,353 S**  
**Yoshida et al.** (45) **Date of Patent:** **\*\* Jul. 18, 2017**

(54) **CENTRALIZED CONTROLLER FOR BUILDING FACILITIES**  
(71) Applicant: **Mitsubishi Electric Corporation**, Tokyo (JP)  
(72) Inventors: **Shohei Yoshida**, Tokyo (JP); **Mitsuru Kitazaki**, Tokyo (JP); **Toshihiro Ishikawa**, Tokyo (JP); **Kenichiro Okura**, Tokyo (JP); **Haruhiko Matoba**, Tokyo (JP)  
(73) Assignee: **Mitsubishi Electric Corporation**, Tokyo (JP)

D559,710 S \* 1/2008 Jacoby ..... D10/103  
7,904,830 B2 \* 3/2011 Hoglund ..... F24F 11/0012  
236/1 B  
7,913,180 B2 \* 3/2011 Hoglund ..... F24F 11/0012  
236/1 B  
8,340,787 B2 \* 12/2012 Yoshikawa ..... G06F 1/1601  
700/17  
8,364,319 B2 \* 1/2013 Roosli ..... H05K 5/0017  
318/280  
D678,219 S \* 3/2013 Higashijima ..... D13/168  
9,310,786 B2 \* 4/2016 Imhof ..... G05B 15/02  
D756,939 S \* 5/2016 Leeland ..... D10/50  
2013/0184874 A1 \* 7/2013 Frader-Thompson F24F 11/0001  
700/276  
2016/0146495 A1 \* 5/2016 Malve ..... F24F 11/006  
700/276

(\*\*) Term: **14 Years**  
(21) Appl. No.: **29/523,454**  
(22) Filed: **Apr. 9, 2015**

\* cited by examiner

*Primary Examiner* — Selina Sikder  
(74) *Attorney, Agent, or Firm* — Studebaker & Brackett PC

(30) **Foreign Application Priority Data**

Dec. 15, 2014 (JP) ..... 2014-027960  
(51) **LOC (10) Cl.** ..... **13-03**  
(52) **U.S. Cl.**  
USPC ..... **D13/162; D13/162.1**  
(58) **Field of Classification Search**  
USPC ..... D13/162, 162.1, 168; D10/49, 50, 60, D10/104.1, 106.1  
CPC ..... F24F 11/0012; G05B 15/02; G05B 19/02; G05B 19/04; G05B 19/10; G05B 2219/23039; G05B 2219/23043; G05B 2219/2642  
See application file for complete search history.

(57) **CLAIM**

The ornamental design for a centralized controller for building facilities, as shown and described.

**DESCRIPTION**

FIG. 1 is a perspective view of the centralized controller for building facilities, showing our new design;  
FIG. 2 is a front view thereof;  
FIG. 3 is a rear view thereof;  
FIG. 4 is a left side view thereof;  
FIG. 5 is a right side view thereof;  
FIG. 6 is a top view thereof; and,  
FIG. 7 is a bottom view thereof.

(56) **References Cited**

**U.S. PATENT DOCUMENTS**

D489,276 S \* 5/2004 Kido ..... D10/125  
6,967,565 B2 \* 11/2005 Lingemann ..... G05B 15/02  
340/12.23

**1 Claim, 7 Drawing Sheets**

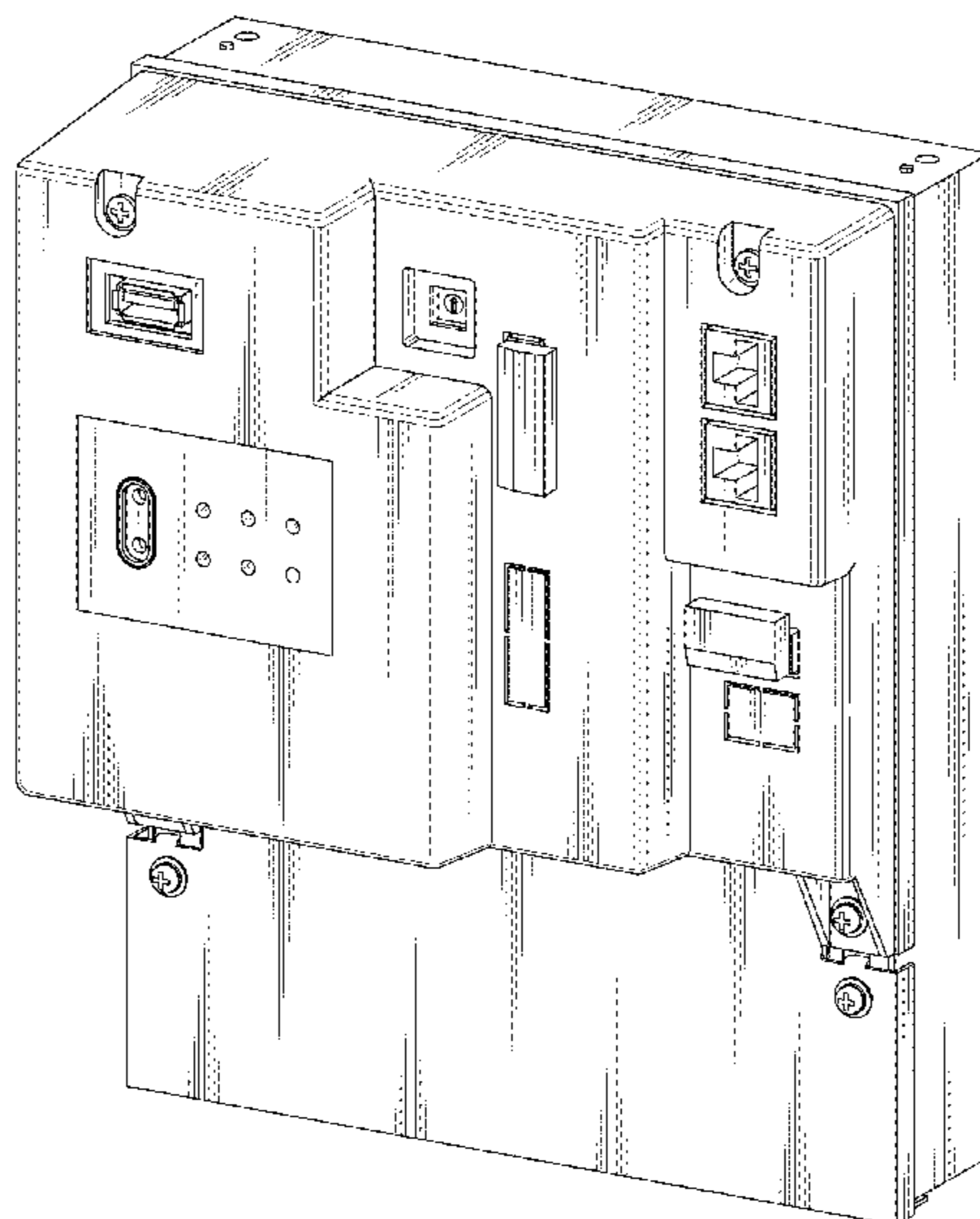


Fig. 1

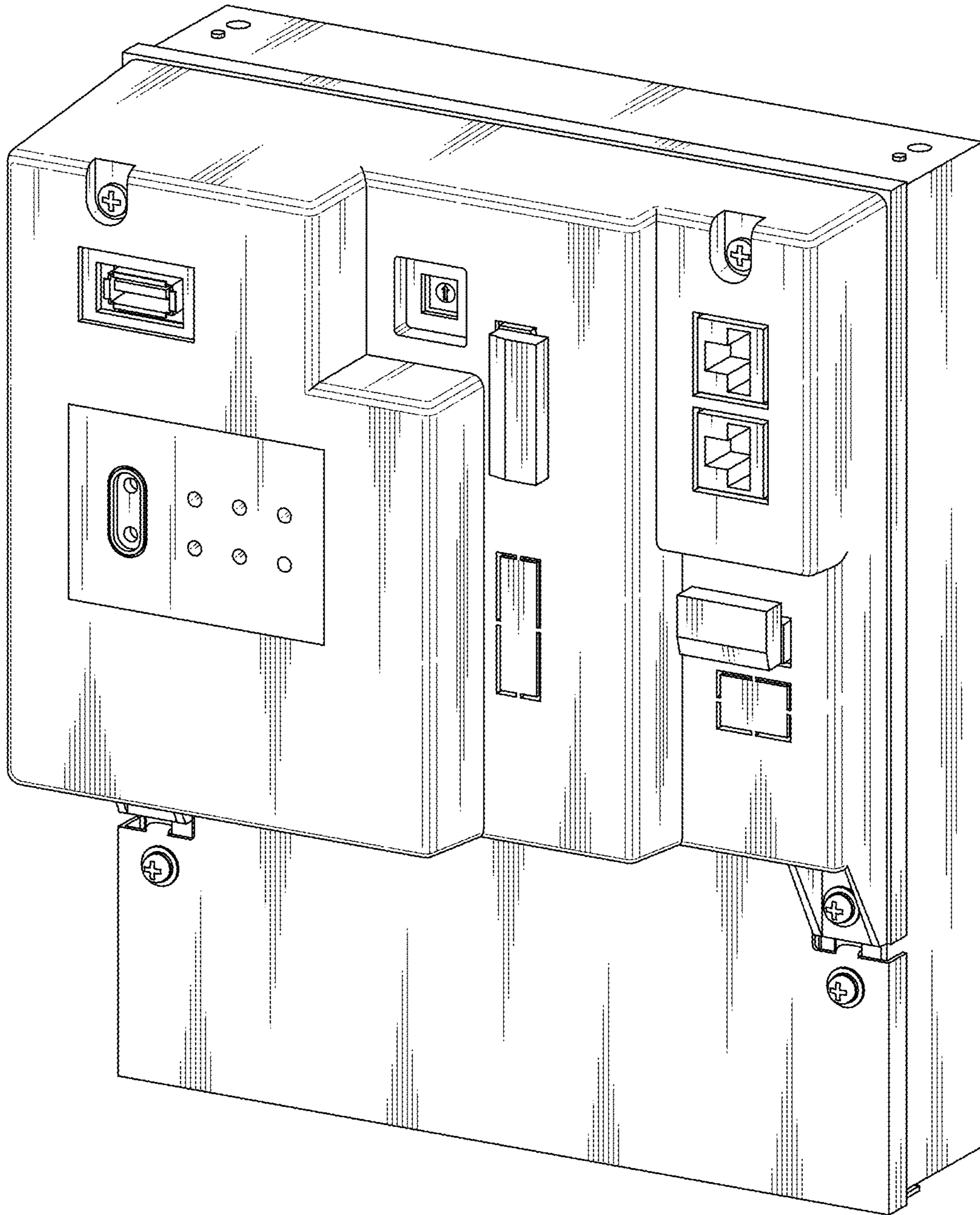


Fig. 2

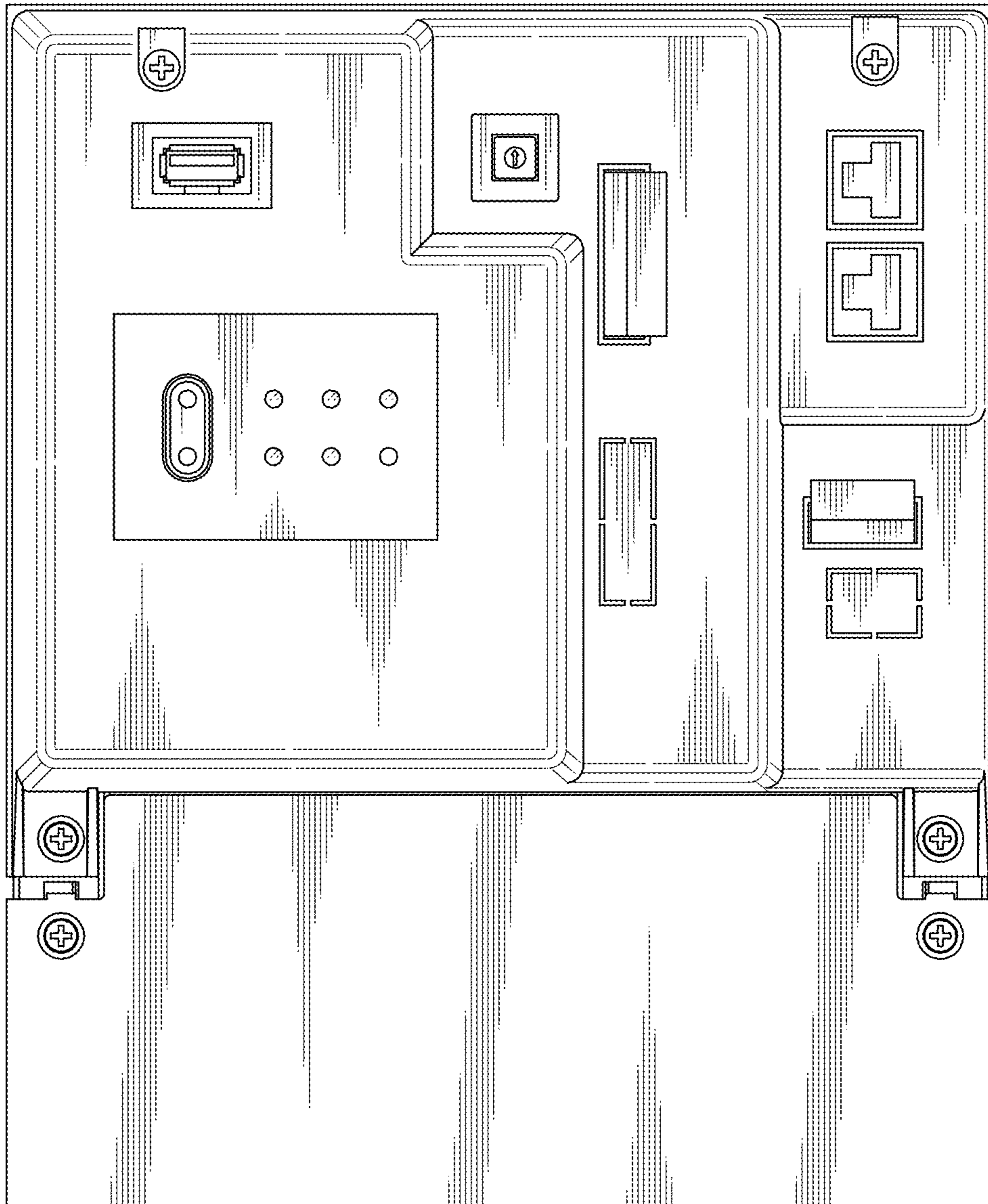


Fig. 3



Fig. 4

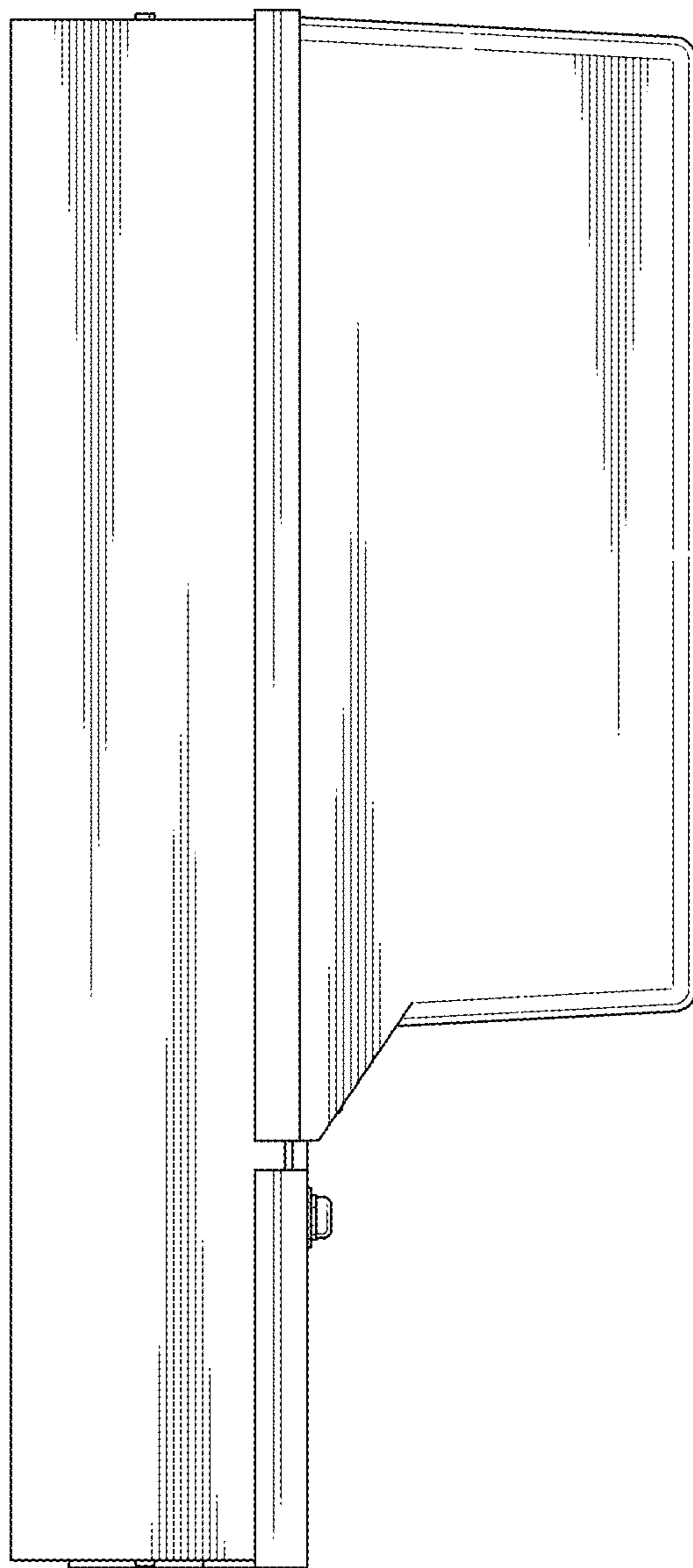


Fig. 5

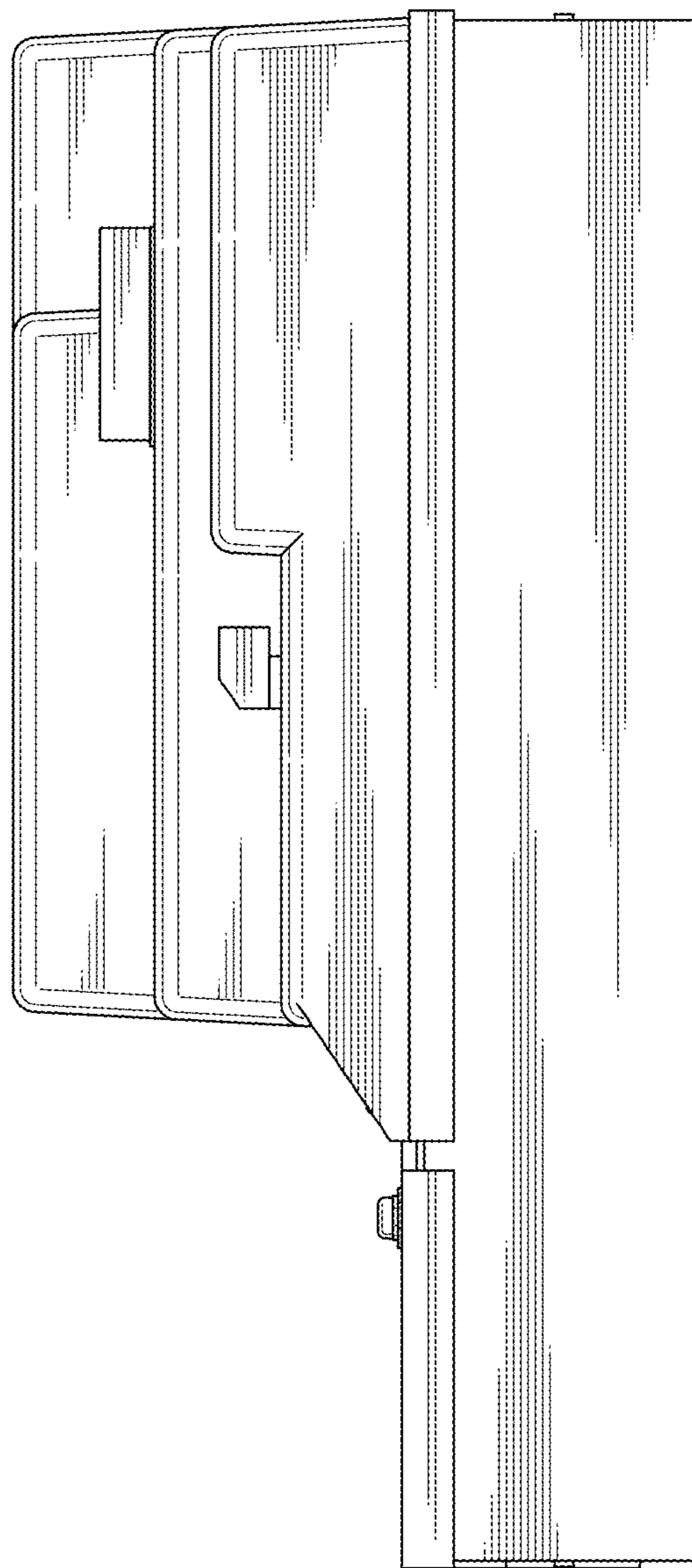


Fig. 6

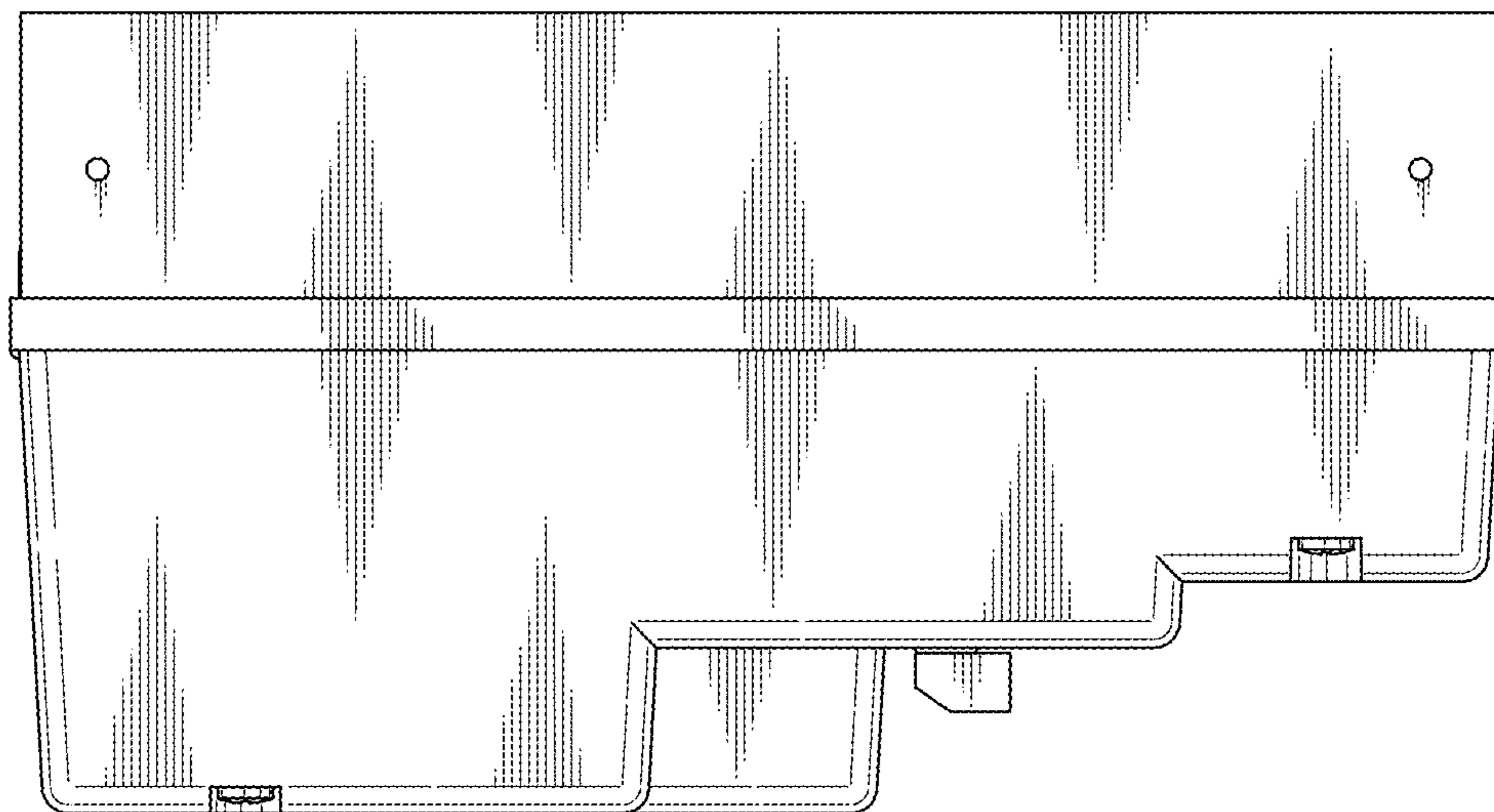


Fig. 7

