

US00D792332S

(12) **United States Design Patent**
Schaedler et al.

(10) **Patent No.:** **US D792,332 S**
(45) **Date of Patent:** **** *Jul. 18, 2017**

- (54) **NON-PNEUMATIC TIRE**
- (71) Applicant: **MTD Products Inc**, Valley City, OH (US)
- (72) Inventors: **Axel Schaedler**, Olmsted Township, OH (US); **Peter J. Buchanan**, Elyria, OH (US)
- (73) Assignee: **MTD Products Inc**, Valley City, OH (US)

1,495,083 A 5/1924 Krusemark
 D68,536 S * 10/1925 Lenhoff 152/326
 1,584,785 A 5/1926 McCullough
 1,678,014 A * 7/1928 Manly B60C 7/12
 152/326
 1,702,081 A 2/1929 Hatfield
 (Continued)

(*) Notice: This patent is subject to a terminal disclaimer.

(**) Term: **15 Years**

(21) Appl. No.: **29/539,200**

(22) Filed: **Sep. 11, 2015**

Related U.S. Application Data

- (63) Continuation-in-part of application No. 14/729,495, filed on Jun. 3, 2015.
- (51) **LOC (10) Cl.** **12-15**
- (52) **U.S. Cl.**
USPC **D12/568**; D12/501; D12/592
- (58) **Field of Classification Search**
USPC D12/574, 579, 592, 605; D21/779
CPC B60C 11/0306; B60C 7/10; B60C 7/24
See application file for complete search history.

(56) **References Cited**

U.S. PATENT DOCUMENTS

1,165,512 A * 12/1915 Jordan B60C 7/12
 152/319
 1,343,154 A 6/1920 Ostmann
 1,365,539 A 1/1921 Pepple
 D57,363 S * 3/1921 Lambert 152/326
 1,430,100 A * 9/1922 Mitchell B60C 7/12
 152/209.13
 D63,848 S * 1/1924 Granville 152/166

FOREIGN PATENT DOCUMENTS

EP 0 159 888 B1 3/1991
 EP 0708713 A1 5/1996
 (Continued)

OTHER PUBLICATIONS

Bothe, A.M., "Designed by Nature", Diesel Progress, North American Edition, pp. 44-45, Dec. 2008.
 (Continued)

Primary Examiner — Robert M Spear
 (74) *Attorney, Agent, or Firm* — Wegman, Hessler & Vanderburg

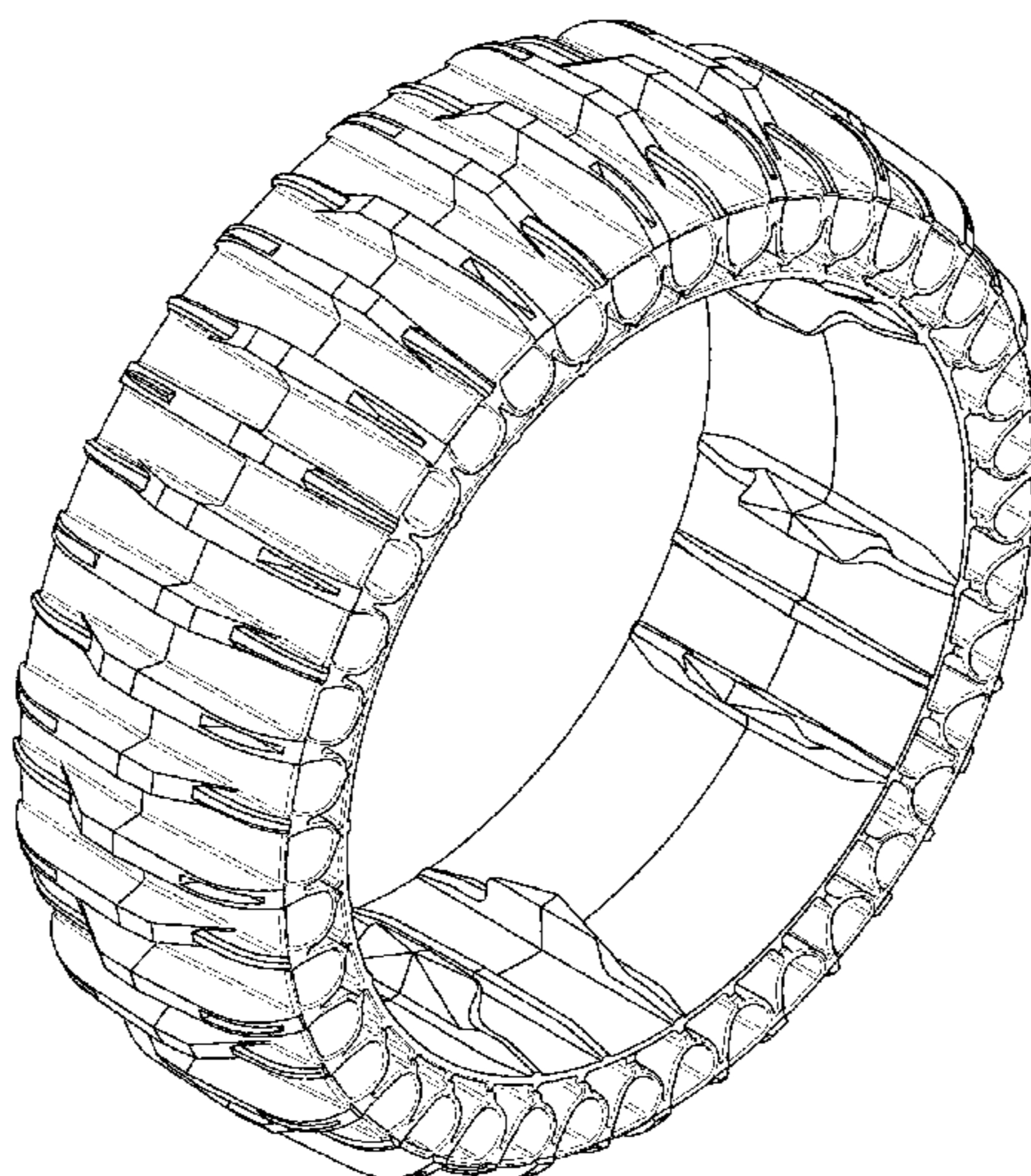
(57) **CLAIM**

The ornamental design for a non-pneumatic tire, as shown and described.

DESCRIPTION

FIG. 1 is a perspective view of a non-pneumatic tire of the present invention;
 FIG. 2 is a front elevational view thereof, it being understood that the triangular and U-shaped elements arrayed along the sidewall are apertures extending the entire width of the non-pneumatic tire;
 FIG. 3 is a rear elevation view thereof
 FIG. 4 is a right side elevation thereof;
 FIG. 5 is a left side elevation view thereof;
 FIG. 6 is a top view thereof; and,
 FIG. 7 is a bottom view thereof.

1 Claim, 5 Drawing Sheets



(56)

References Cited

U.S. PATENT DOCUMENTS

2,620,844 A 12/1952 Lord
 2,742,941 A 4/1956 Johnson
 3,030,998 A * 4/1962 Jensen B60C 11/0311
 152/209.12
 4,226,273 A 10/1980 Long et al.
 D291,428 S * 8/1987 Shinomiya D12/594
 4,784,201 A 11/1988 Palinkas et al.
 4,818,034 A 4/1989 Djerf
 4,832,098 A 5/1989 Palinkas et al.
 4,867,217 A 9/1989 Laurent
 4,917,162 A 4/1990 De Longcamp
 4,921,029 A 5/1990 Palinkas et al.
 4,934,425 A 6/1990 Gajewski et al.
 4,944,563 A 7/1990 Pinchbeck et al.
 4,945,962 A 8/1990 Pajtas
 5,023,040 A 6/1991 Gajewski et al.
 5,042,544 A 8/1991 Dehasse
 D329,413 S * 9/1992 Chandler D12/563
 5,174,634 A 12/1992 Blanck et al.
 5,223,599 A 6/1993 Gajewski
 5,265,659 A 11/1993 Pajtas et al.
 5,343,916 A 9/1994 Duddey et al.
 5,375,640 A 12/1994 Harms
 5,390,985 A * 2/1995 Chandler B60C 7/10
 152/308
 D364,841 S 12/1995 Brannan et al.
 5,782,540 A 7/1998 Camfield et al.
 D401,896 S * 12/1998 Chandler D12/501
 D410,603 S * 6/1999 Chandler D12/605
 6,079,582 A 6/2000 Nickel et al.
 D434,463 S * 11/2000 Lin D21/779
 D434,464 S * 11/2000 Lin D21/779
 6,340,210 B1 1/2002 Handa et al.
 D466,962 S * 12/2002 Chen D21/779
 6,533,007 B1 3/2003 McMannis
 D477,273 S * 7/2003 Christenbury D12/213
 D480,436 S * 10/2003 Hong D21/423
 6,681,822 B2 1/2004 Adams et al.
 7,013,939 B2 3/2006 Rhyne et al.
 D530,726 S * 10/2006 Martin D12/592
 7,143,797 B2 12/2006 Vannan
 D536,298 S * 2/2007 Becker D12/605
 7,174,936 B2 2/2007 Becker et al.
 7,201,194 B2 4/2007 Rhyne et al.
 7,270,230 B2 9/2007 Smith
 7,418,988 B2 9/2008 Cron et al.
 7,523,773 B2 4/2009 Gabrys et al.
 D602,422 S * 10/2009 Laskowitz D12/570
 D602,852 S * 10/2009 Laskowitz D12/570
 7,650,919 B2 1/2010 Rhyne et al.
 D610,072 S * 2/2010 Wallet D12/579
 D612,799 S * 3/2010 Wallet D12/579
 7,743,806 B2 6/2010 Abe
 7,762,296 B2 7/2010 Ganz et al.
 D627,715 S * 11/2010 Umstot D12/605
 D636,721 S * 4/2011 Wallet D12/579
 7,950,428 B2 5/2011 Hanada et al.
 8,056,593 B2 11/2011 Palinkas et al.
 8,061,398 B2 * 11/2011 Palinkas B29D 30/02
 152/323
 8,104,524 B2 1/2012 Manesh et al.
 8,109,308 B2 2/2012 Manesh et al.
 8,113,253 B2 2/2012 Arakawa et al.
 8,176,957 B2 5/2012 Manesh et al.
 8,276,628 B2 10/2012 Hanada et al.
 8,308,014 B2 11/2012 Chen
 8,567,461 B2 10/2013 Williams et al.
 8,651,156 B2 2/2014 Fadel et al.
 D711,815 S 8/2014 Abe et al.
 8,826,953 B2 9/2014 Pringiers
 8,915,234 B2 12/2014 Gulke et al.
 D727,247 S 4/2015 Martin et al.
 8,999,480 B2 4/2015 Summers et al.
 D748,568 S * 2/2016 Helin D12/570
 2005/0133133 A1 6/2005 Becker et al.

2007/0029020 A1 2/2007 Wietharn et al.
 2007/0119531 A1 5/2007 Steinke et al.
 2007/0215259 A1 9/2007 Burns
 2007/0240800 A1 10/2007 Sauerwald et al.
 2008/0314486 A1 12/2008 Manesh et al.
 2010/0132865 A1 6/2010 Iwase et al.
 2010/0141019 A1 6/2010 Honiball et al.
 2010/0200131 A1 8/2010 Iwase et al.
 2010/0307653 A1 12/2010 Delfino et al.
 2011/0024008 A1 2/2011 Manesh et al.
 2011/0079335 A1 4/2011 Manesh et al.
 2011/0126948 A1 6/2011 Boyer et al.
 2011/0168313 A1 7/2011 Ma et al.
 2011/0240189 A1 10/2011 Dutton
 2011/0240193 A1 10/2011 Matsuda et al.
 2012/0060991 A1 3/2012 Mun et al.
 2012/0205017 A1 8/2012 Endicott
 2012/0234444 A1 9/2012 Palinkas et al.
 2013/0233458 A1 9/2013 Meraldi et al.
 2013/0278044 A1 10/2013 Dotson et al.
 2013/0319591 A1 12/2013 Van De Wiele
 2014/0000777 A1 1/2014 Choi et al.
 2014/0034219 A1 2/2014 Chadwick et al.
 2014/0062171 A1 3/2014 Martin et al.
 2014/0083581 A1 3/2014 Schaedler et al.
 2014/0238561 A1 8/2014 Choi et al.
 2014/0326374 A1 11/2014 Cron et al.
 2014/0367007 A1 12/2014 Thompson
 2015/0034222 A1 2/2015 Martin et al.
 2015/0202926 A1 * 7/2015 Fredenburg B60C 11/0311
 152/209.12
 2016/0214435 A1 * 7/2016 Schaedler B60C 7/24

FOREIGN PATENT DOCUMENTS

EP 0 530 240 B1 8/1996
 EP 0 802 865 B1 12/2001
 JP H 01311902 A 12/1989
 JP H 01314602 A 12/1989
 JP 2007137207 A 6/2007
 JP 2008037262 A 2/2008
 JP 2009-269413 A 11/2009
 JP 2013079037 A 5/2013
 KR 20110031693 A 3/2011
 KR 20120065690 A 6/2012
 KR 20120070469 A 6/2012
 KR 101430368 B1 8/2014
 WO WO 97/18959 A1 5/1997
 WO WO 2007/137858 A2 12/2007
 WO WO 2008/050503 A1 5/2008
 WO WO 2014/148824 A1 9/2014

OTHER PUBLICATIONS

Michelin, "How the Michelin X Tweel Airless Radial Tire Works", <http://www.michelintweel.com/aboutTweel.html>, 3 pages, Michelin 2012-2014.
 Reilly, M.B. et al., "Student's Tire Design is on a Roll, Ranks in Top 100 of More than 11,000 International Contest Entries", University of Cincinnati, 3 pages, Jun. 26, 2013.
 Polaris Defense, Terrainarmor Non-Pneumatic Tires, Polaris Industries, Inc., 2 pages, 2013.
 "Yokohama's Airless Concept Tire—A Non-Pneumatic Secret?", <http://www.airless-tire.com/yokohama-airless-concept-tire/> 2 pages, Oct. 28, 2012.
 Vijayenthiran, V "Hankook is the Latest to Roll out Airless Tire Concept", MotorAuthority.com, 3 pages, Sep. 9, 2013.
 "Airless Tires", <http://www.bridgestonetire.com/tread-and-tread/tire-talk-airless-concept-tires>, 2 pages, Sep. 5, 2014.
 Shankland, S., "Out with the Air: Bridgestone Shows off Tires You Never have to Inflate", CNET Magazine, <http://www.cnet.com/news/out-with-the-air-bridgestone-shows-off-non-pneumatic-tires/>, 2 pages, Oct. 3, 2014.
 "BriTek's Brilliant Airless Bicycle Tire Reinvents the Wheel", <http://inhabitat.com/britek-reinvents-the-wheel-creates-airless-bicycle-tires/>, 2 pages, May 5, 2015.

(56)

References Cited

OTHER PUBLICATIONS

Office Action issued by the USPTO in U.S. Appl. No. 14/729,495 on Sep. 28, 2016.

Office Action issued by the USPTO in Design U.S. Appl. No. 29/546,275 on Oct. 13, 2016.

Ex parte Quayle Office Action issued by the USPTO in Design U.S. Appl. No. 29/546,279 on Oct. 13, 2016.

Office Action issued by the USPTO in Design U.S. Appl. No. 29/546,281 on Oct. 13, 2016.

Notice of Allowance issued by the USPTO in Design U.S. Appl. No. 29/546,285 on Oct. 18, 2016.

* cited by examiner

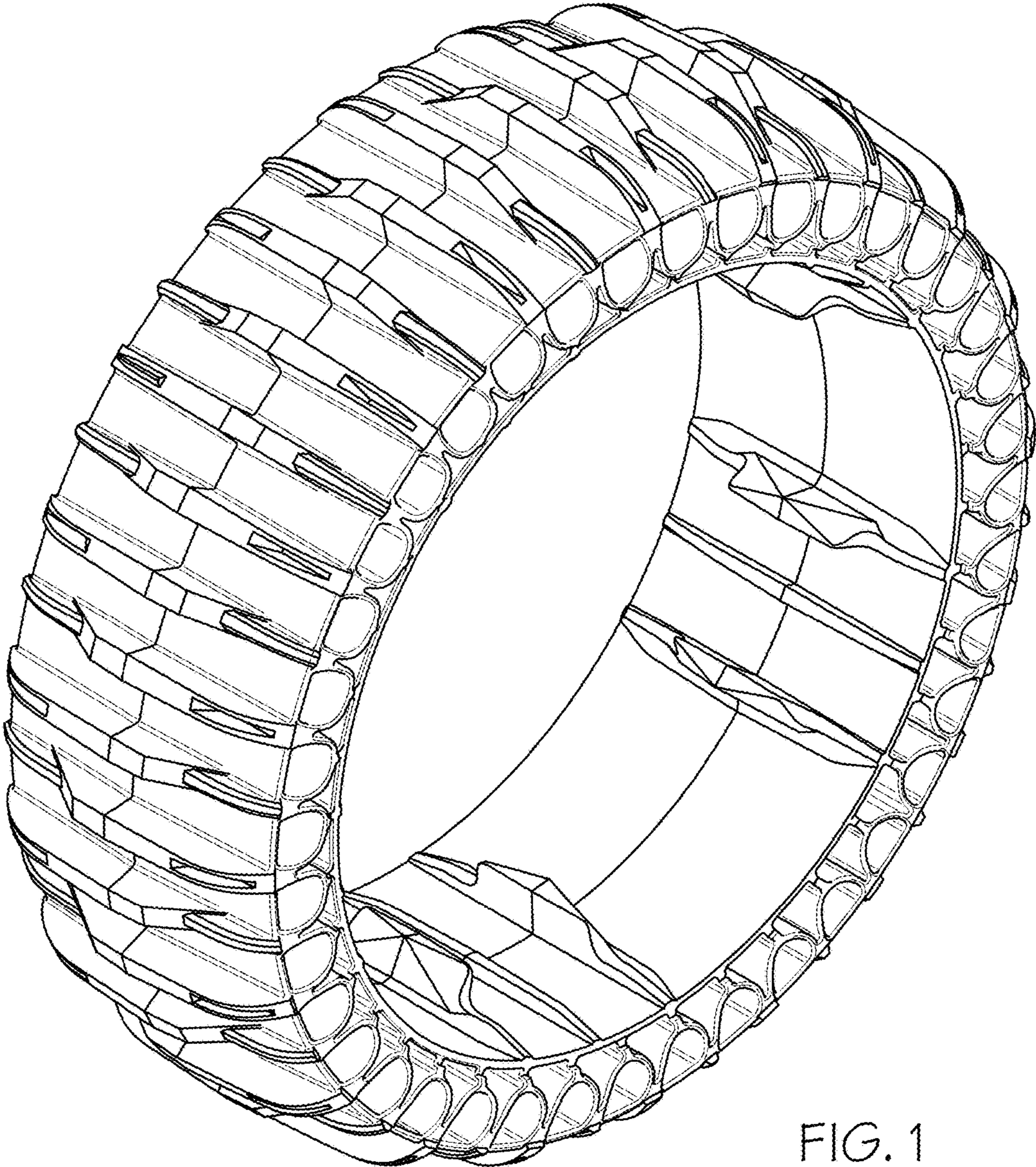


FIG. 1

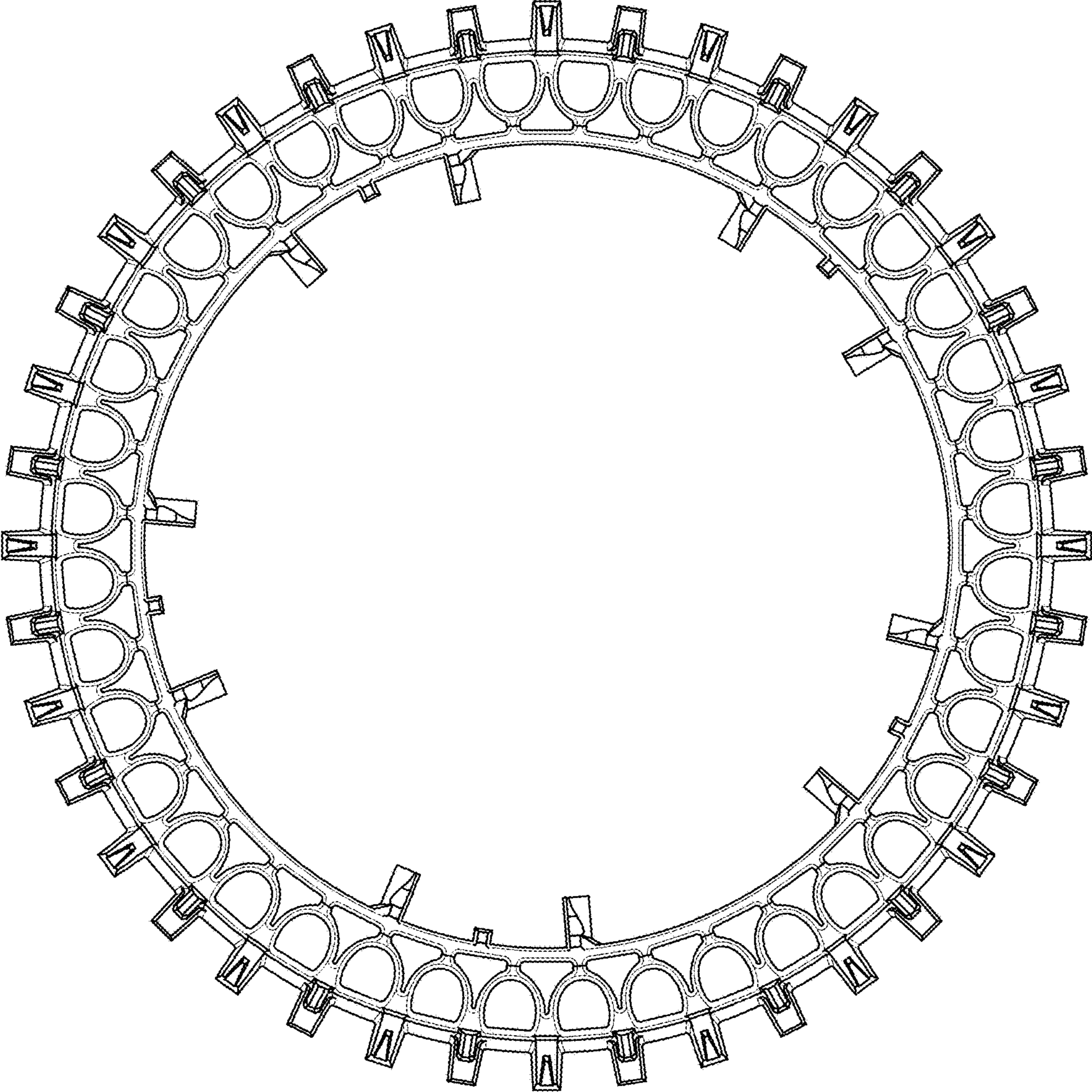


FIG. 2

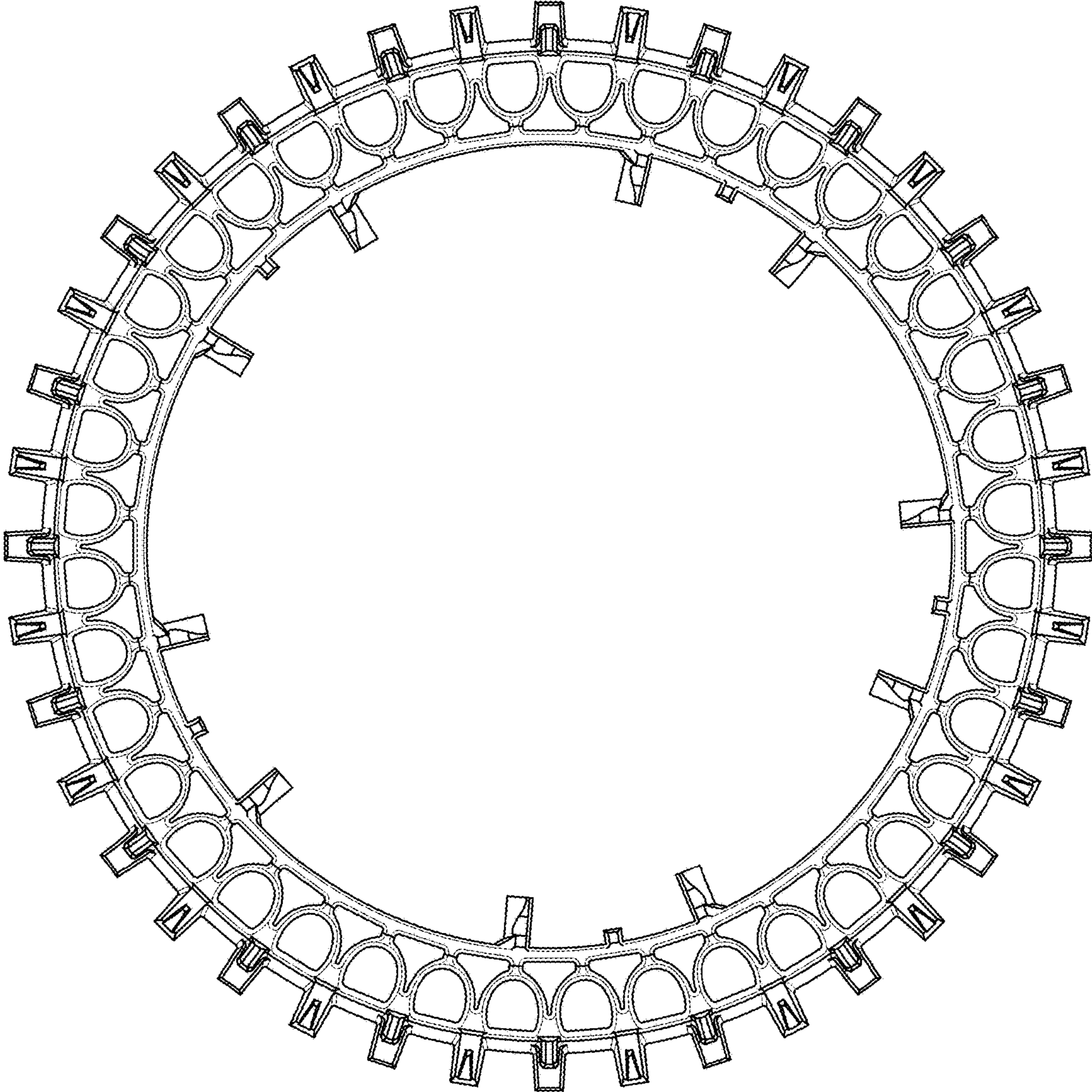


FIG. 3

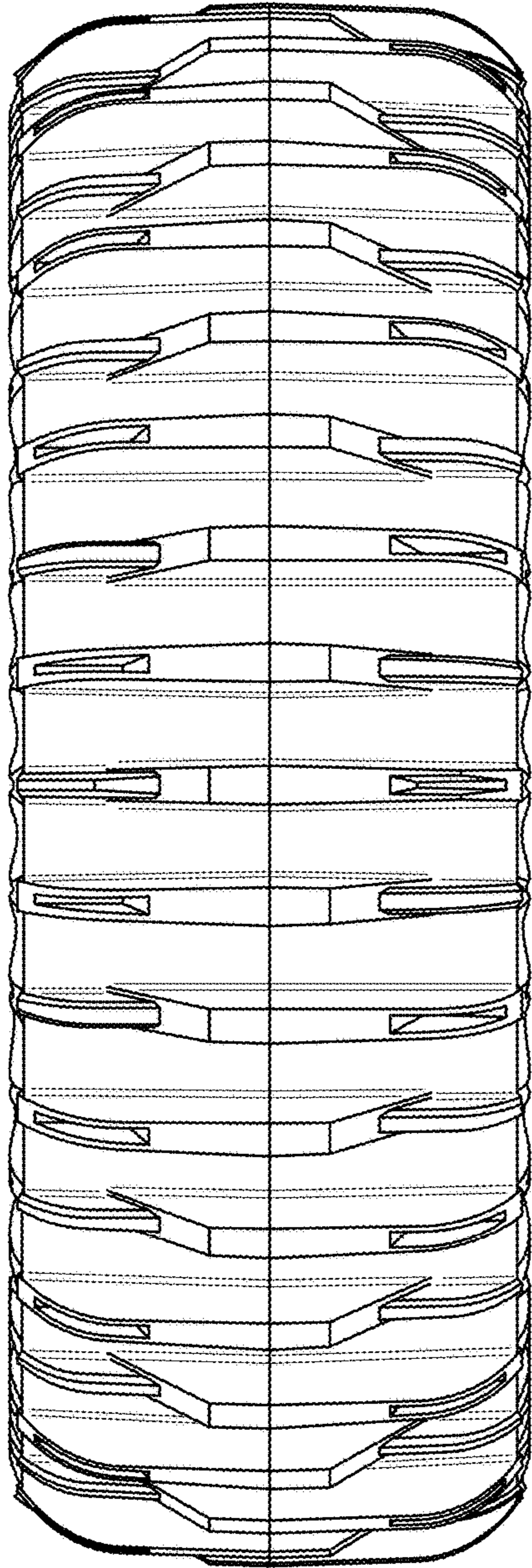


FIG. 4

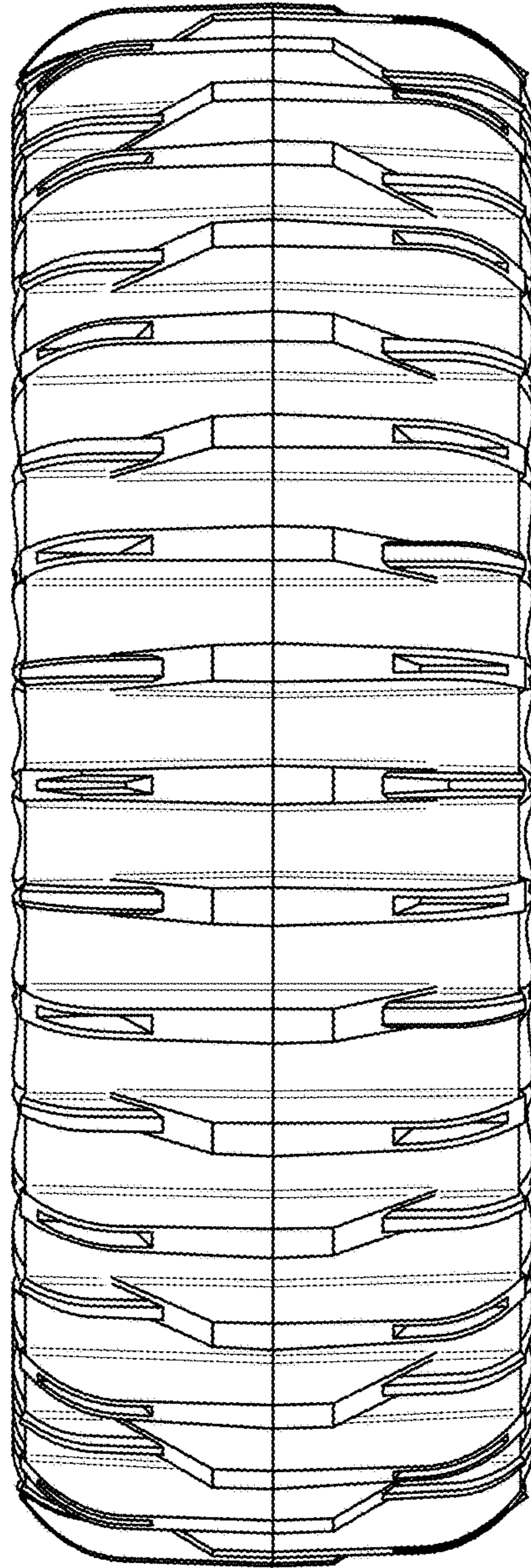


FIG. 5

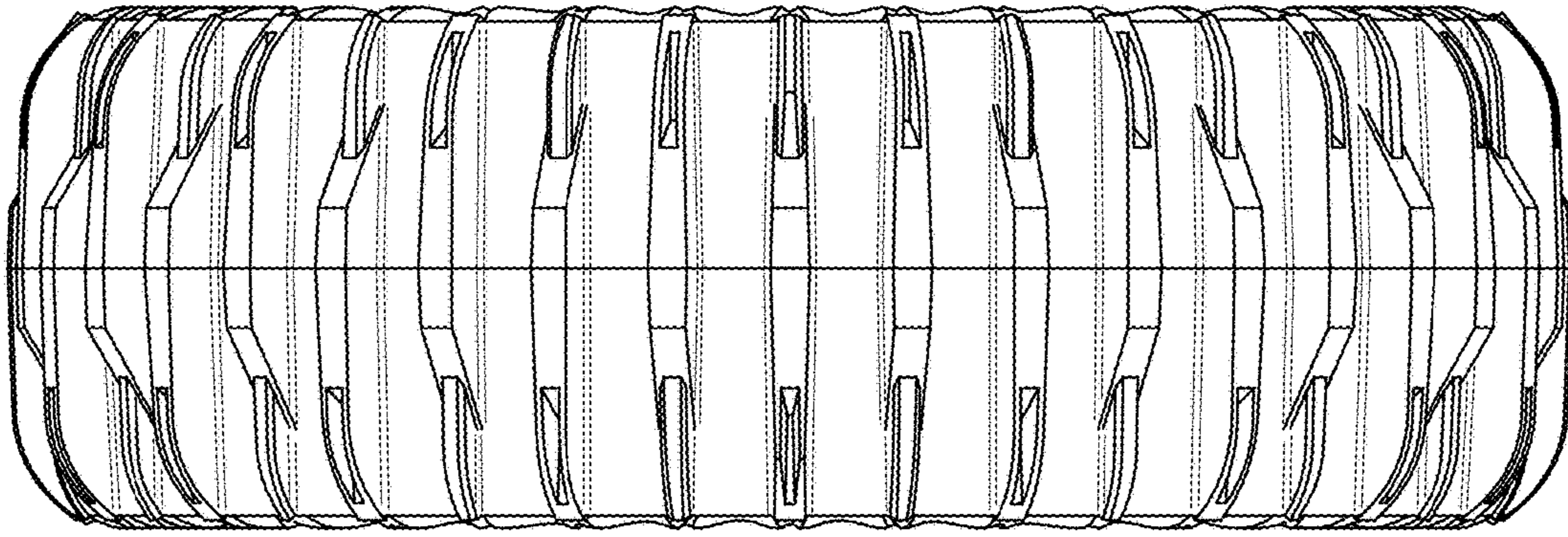


FIG. 6

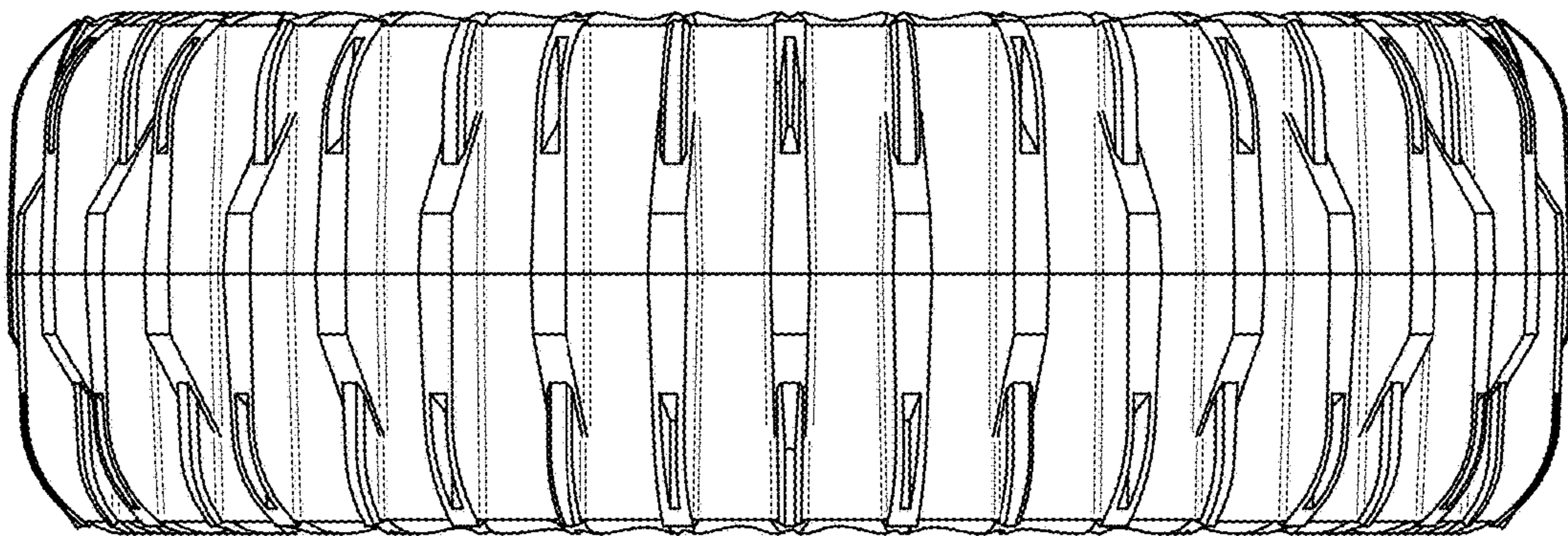


FIG. 7