



US00D792318S

(12) **United States Design Patent**
Du et al.

(10) **Patent No.:** **US D792,318 S**
(45) **Date of Patent:** **** Jul. 18, 2017**

(54) **SCREW PROPELLER**
(71) Applicant: **GUANGZHOU EHANG INTELLIGENT TECHNOLOGY CO., LTD.**, Guangzhou (CN)
(72) Inventors: **Hao Du**, Guangzhou (CN); **Zhiyi Li**, Guangzhou (CN); **Chunming Ma**, Guangzhou (CN)
(73) Assignee: **Guangzhou Ehang Intelligent Technology Co., Ltd.**, Guangzhou, Guangdong (CN)
(**) Term: **15 Years**
(21) Appl. No.: **29/556,292**
(22) Filed: **Feb. 29, 2016**

1,786,644 A * 12/1930 Davis B64C 11/346
416/135
1,831,373 A * 11/1931 Squires B64C 11/24
148/220
1,905,891 A * 4/1933 Blanchard B64C 11/22
416/234
2,116,055 A * 5/1938 Weichwald B64C 11/16
416/223 R
D121,201 S * 6/1940 Fischer 416/234
D132,376 S * 5/1942 Munk D12/214
2,482,375 A * 9/1949 Sensenich B27M 3/10
156/256
3,461,966 A * 8/1969 Biermann B64C 11/08
416/234
D252,390 S * 7/1979 Voisard 416/214 R
D761,184 S * 7/2016 Xiao D12/214
2009/0220347 A1 * 9/2009 Ball B64C 11/26
416/229 R
2012/0189457 A1 * 7/2012 Occhipinti B64C 11/16
416/235

* cited by examiner

(30) **Foreign Application Priority Data**

Dec. 25, 2015 (CN) 2015 3 0558373

(51) **LOC (10) Cl.** **12-16**

(52) **U.S. Cl.**
USPC **D12/214**

(58) **Field of Classification Search**
USPC D12/214, 300, 317, 305, 319, 344, 16.1,
D12/328, 330, 345; D15/4, 5; D21/441;
D23/379, 411, 413
CPC B64C 11/00; B64C 11/16; B64C 27/08;
B64C 39/024; B64C 2201/108; B63H
5/07

See application file for complete search history.

(56) **References Cited**

U.S. PATENT DOCUMENTS

D41,244 S * 3/1911 Heath D12/214
1,623,420 A * 4/1927 Leinweber B64C 11/18
416/243

Primary Examiner — George D. Kirschbaum

Assistant Examiner — Clese Moore, Jr.

(74) *Attorney, Agent, or Firm* — Hamre, Schumann,
Mueller & Larson, P.C.

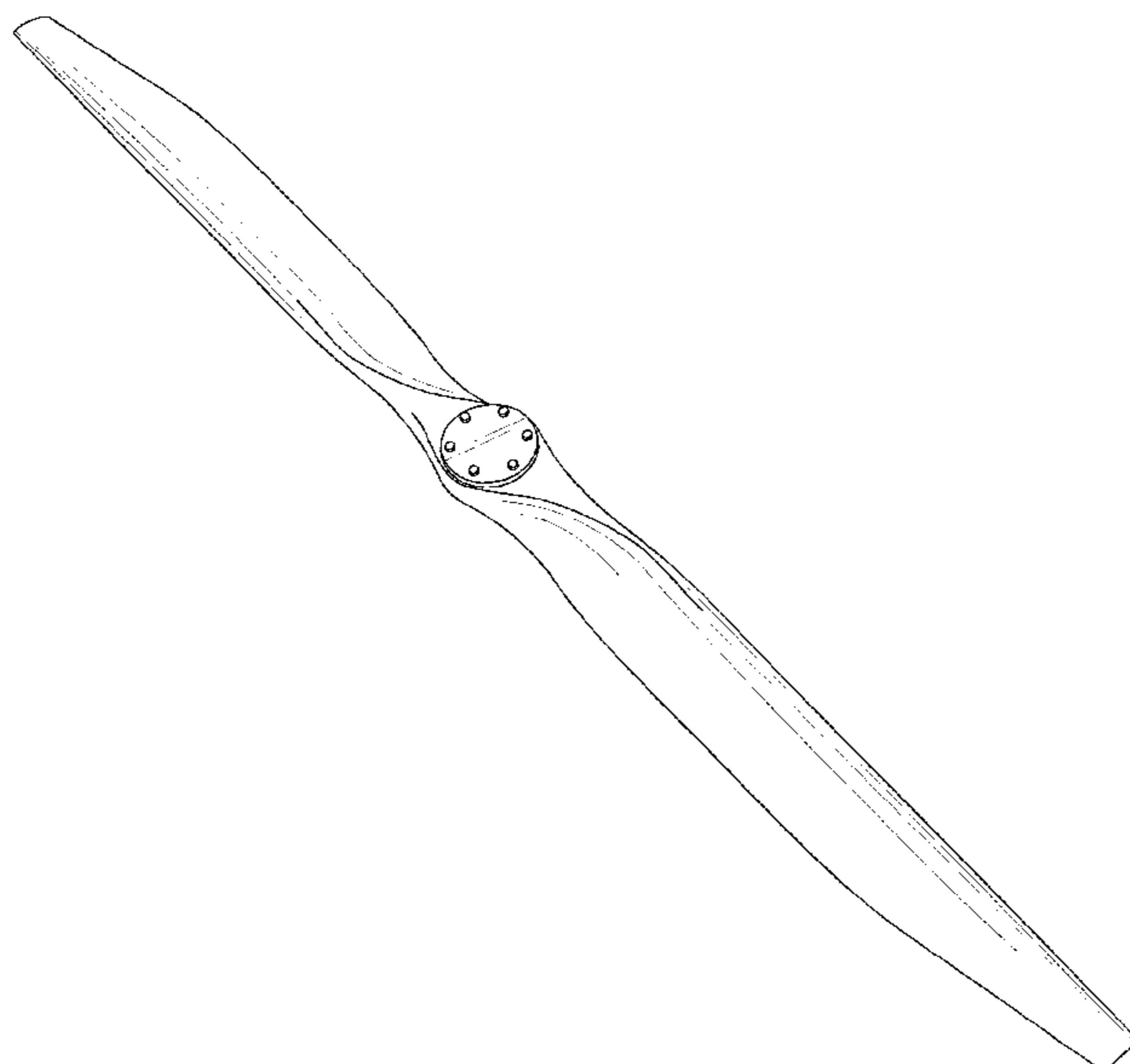
(57) **CLAIM**

The ornamental design for a screw propeller, as shown and described.

DESCRIPTION

FIG. 1 is a perspective view of the screw propeller;
FIG. 2 is a front view thereof;
FIG. 3 is a rear view thereof;
FIG. 4 is a right side view, the left side being a mirror image thereof; and,
FIG. 5 is a top view thereof, the bottom side being a mirror image thereof.

1 Claim, 2 Drawing Sheets



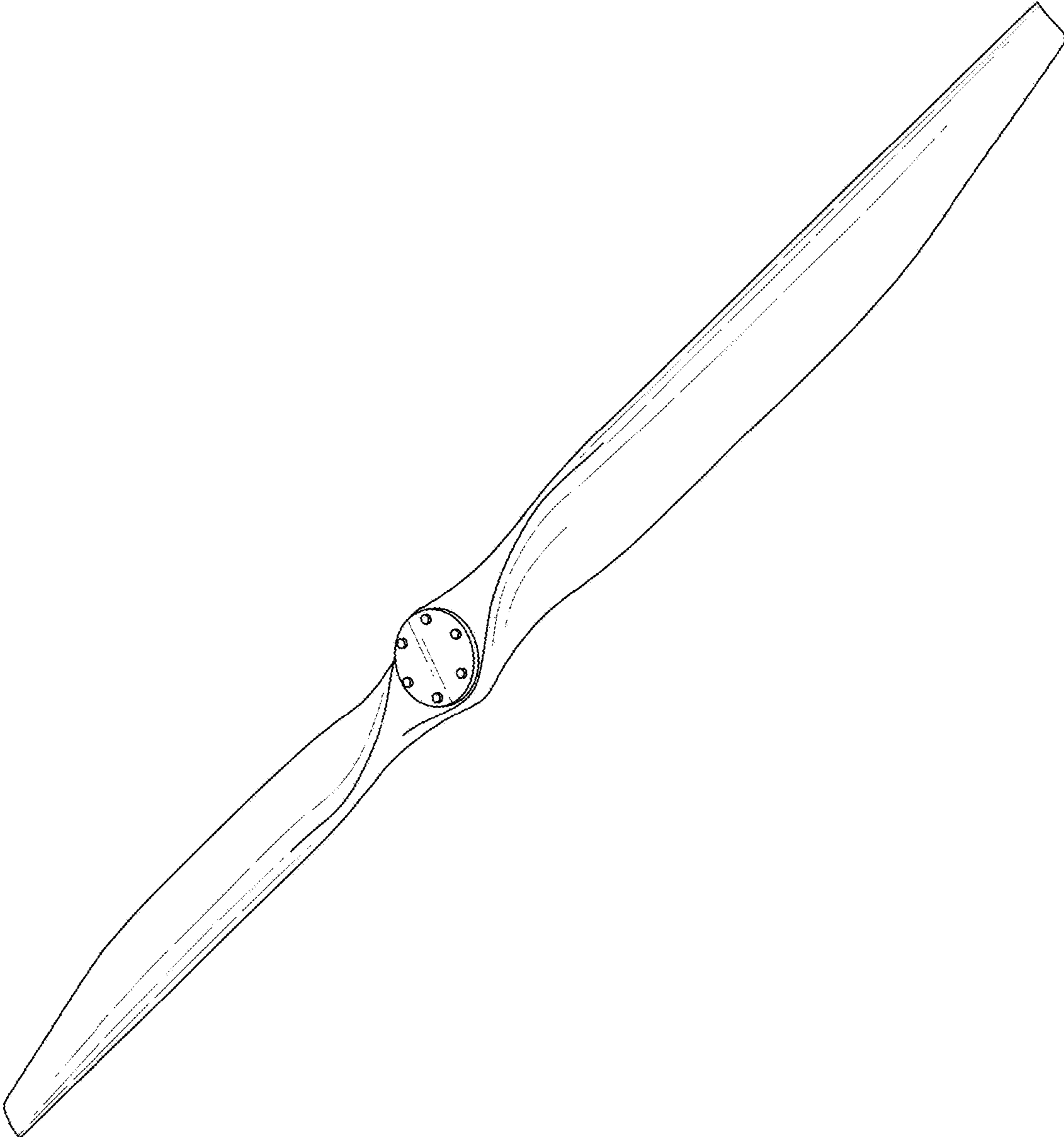


Fig. 1

Fig. 2

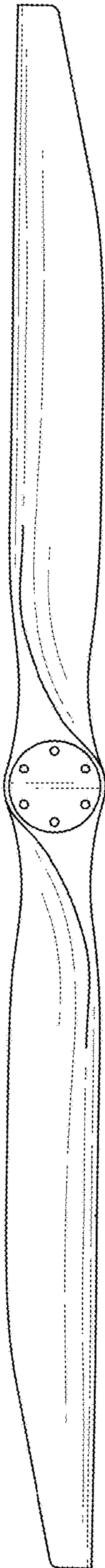


Fig. 3

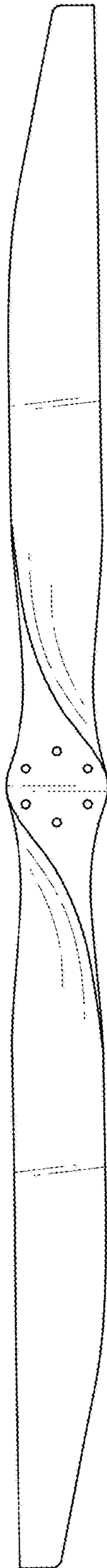


Fig. 4



Fig. 5

