



US00D792315S

(12) **United States Design Patent**
Mielke

(10) **Patent No.:** **US D792,315 S**

(45) **Date of Patent:** **** Jul. 18, 2017**

(54) **VEHICLE WHEEL**

(71) Applicant: **Bayerische Motoren Werke
Aktiengesellschaft, Munich (DE)**

(72) Inventor: **Gerrit Roland Udo Mielke, Munich
(DE)**

(73) Assignee: **Bayerische Motoren Werke
Aktiengesellschaft, Munich (DE)**

(**) Term: **15 Years**

(21) Appl. No.: **29/565,855**

(22) Filed: **May 25, 2016**

(30) **Foreign Application Priority Data**

Nov. 26, 2015 (DE) 40 2015 101 265

(51) **LOC (10) Cl.** **12-16**

(52) **U.S. Cl.**
USPC **D12/211**

(58) **Field of Classification Search**
USPC D12/204–213
CPC B60B 7/00; B60B 7/02; B60B 7/04; B60B
7/01; B60B 7/06; B60B 3/02; B60B 3/04;
B60B 3/06; B60B 3/10; B60B 1/00;
B60B 1/08; B60B 1/10; B60B 1/12
See application file for complete search history.

(56) **References Cited**

U.S. PATENT DOCUMENTS

D535,605 S	*	1/2007	Guevara	D12/211
D593,022 S		5/2009	Forster et al.		
D608,710 S	*	1/2010	Nissl	D12/209
D621,771 S		8/2010	Truebsbach		
D641,678 S	*	7/2011	Elmitt	D12/209
D643,794 S	*	8/2011	Elmitt	D12/211
D644,976 S	*	9/2011	Nissl	D12/209

D647,449 S	*	10/2011	Gotschke	D12/209
D654,007 S	*	2/2012	Nissl	D12/211
D667,768 S		9/2012	Elmitt		
D686,135 S	*	7/2013	Borkert	D12/211
D686,966 S		7/2013	Pollmann		
D696,178 S		12/2013	Amezqueta		
D706,197 S	*	6/2014	Chung	D12/211
D717,709 S	*	11/2014	Valencia Pollex	D12/209
D724,516 S	*	3/2015	Di Buduo	D12/211
D727,828 S	*	4/2015	Amezqueta	D12/211
D744,398 S		12/2015	Nissl		
D758,943 S		6/2016	Elmitt		
D765,005 S	*	8/2016	Garbas	D12/211

FOREIGN PATENT DOCUMENTS

EM	000976881-0001	10/2008
EM	001655861-0003	11/2010
EM	001846346-0004	8/2012
EM	002156554-0011	12/2014

* cited by examiner

Primary Examiner — Stacia Cadmus

(74) *Attorney, Agent, or Firm* — Crowell & Moring LLP

(57) **CLAIM**

The ornamental design for a vehicle wheel, as shown and described.

DESCRIPTION

FIG. 1 is a perspective view of a vehicle wheel according to the design;
FIG. 2 is an additional perspective view thereof;
FIG. 3 is an additional perspective view thereof;
FIG. 4 is a front view thereof;
FIG. 5 is a rear view thereof in a lighter gray scale, representing environmental features that form no part of the claimed design; and,
FIG. 6 is a side view thereof.

1 Claim, 6 Drawing Sheets






Fig. 1



Fig. 2



Fig. 3



Fig. 4




Fig. 5




Fig. 6