



US00D792311S

(12) **United States Design Patent** (10) **Patent No.:** **US D792,311 S**
Gallert (45) **Date of Patent:** **** Jul. 18, 2017**

(54) **WHEEL FOR MOTOR VEHICLE**
(71) Applicant: **Dr. Ing. h.c. F. Porsche**
Aktiengesellschaft, Stuttgart (DE)
(72) Inventor: **Michael Gallert, Stuttgart (DE)**
(73) Assignee: **Dr. Ing. h.c. F. Porsche**
Aktiengesellschaft, Stuttgart (DE)
(**) Term: **15 Years**

D658,107 S 4/2012 Pollmann
D666,953 S 9/2012 Pollmann
D667,769 S 9/2012 Pollmann
D684,914 S 6/2013 Gotschke
D710,287 S 8/2014 Ishii
D710,780 S 8/2014 Borkert
D715,723 S 10/2014 Gotschke
D724,513 S 3/2015 Wolff
D727,234 S 4/2015 Caswell
D778,801 S * 2/2017 Bucher D12/211
D780,655 S * 3/2017 Trim D12/209
D781,767 S * 3/2017 Peat D12/211

(21) Appl. No.: **29/554,196**

(22) Filed: **Feb. 9, 2016**

Related U.S. Application Data

(63) Continuation of application No. 29/502,234, filed on Sep. 12, 2014, now abandoned.

(30) **Foreign Application Priority Data**

Mar. 14, 2014 (DE) 40 2014 100 45

(51) **LOC (10) Cl.** **12-16**

(52) **U.S. Cl.**
USPC **D12/211**

(58) **Field of Classification Search**
USPC D12/204-213; 301/37.101, 64.101, 65
CPC B60B 7/00; B60B 7/01; B60B 7/02; B60B
7/04; B60B 7/0006; B60B 3/02; B60B
3/04; B60B 3/06; B60B 3/10; B60B 1/00;
B60B 1/08; B60B 1/10; B60B 1/12;
B60B 2900/311; B29L 2031/32; B21K
1/28; B21K 1/34

See application file for complete search history.

(56) **References Cited**

U.S. PATENT DOCUMENTS

D567,738 S 4/2008 Habib
D635,499 S 4/2011 Nissl

OTHER PUBLICATIONS

Notice of Allowance dated Nov. 10, 2015 for U.S. Appl. No. 29/502,234.

Entire patent prosecution history of U.S. Appl. No. 29/502,234, filed, Sep. 12, 2014, entitled, "Wheel for Motor Vehicle."

* cited by examiner

Primary Examiner — Thomas Johannes

Assistant Examiner — Samantha Q Lawrence

(74) *Attorney, Agent, or Firm* — RatnerPrestia

(57) **CLAIM**


The ornamental design for a wheel for motor vehicle, as shown and described.

DESCRIPTION

FIG. 1 is a perspective view of a wheel for motor vehicle; FIG. 2 is a side elevation view of the wheel; and, FIG. 3 is a front elevation view of the wheel.

The broken line areas show portions of the wheel for motor vehicle that form no part of the claimed design.

1 Claim, 3 Drawing Sheets






FIG. 1




FIG. 2

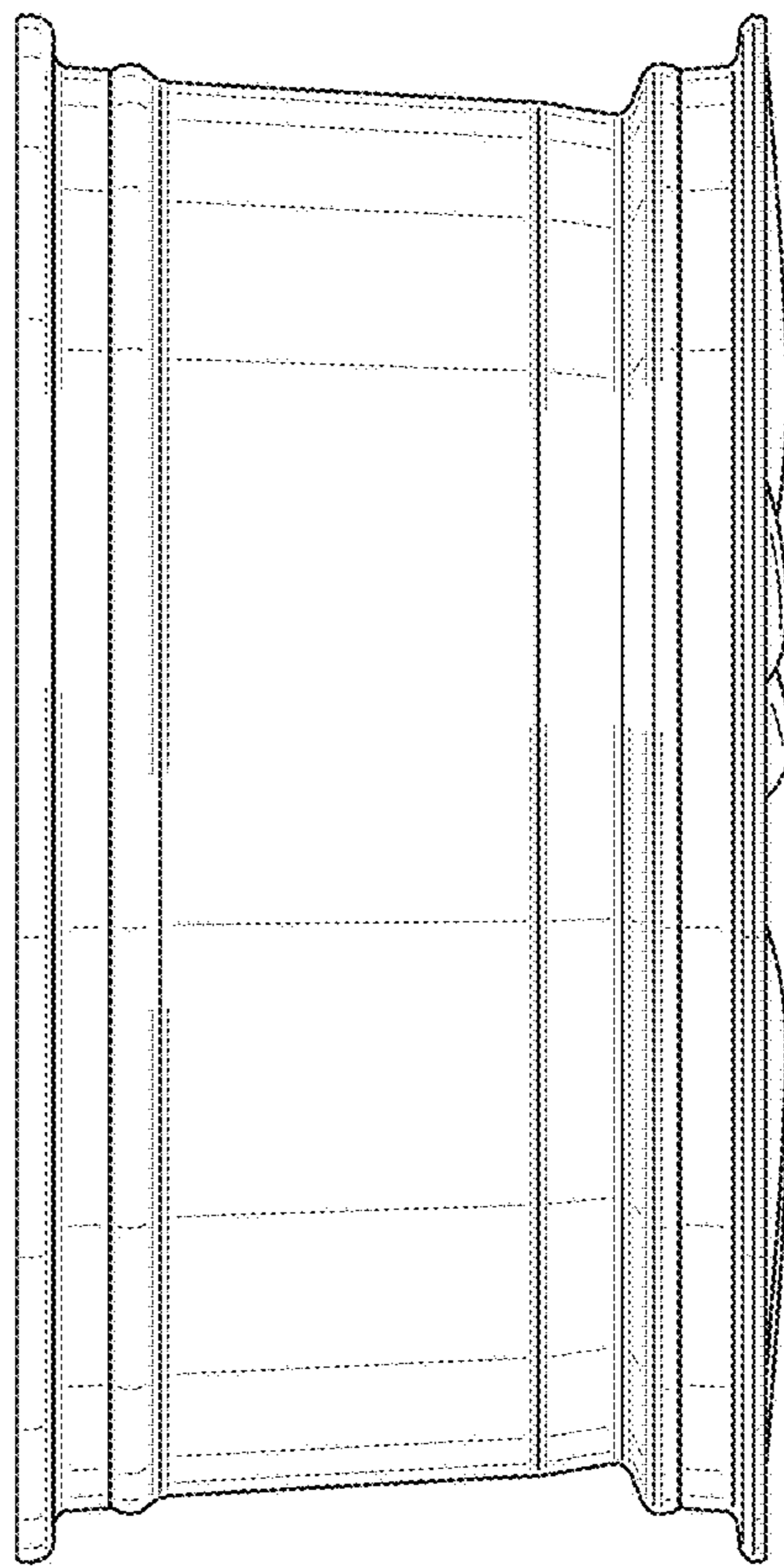


FIG. 3