



US00D792309S

(12) **United States Design Patent**
Wolff et al.

(10) **Patent No.:** **US D792,309 S**
(45) **Date of Patent:** **** Jul. 18, 2017**

(54) **VEHICLE WHEEL**

(71) Applicant: **Ford Global Technologies, LLC**,
Dearborn, MI (US)
(72) Inventors: **Max Wolff**, Birmingham, MI (US);
Solomon Song, Farmington Hills, MI
(US); **Christopher Nichols**, Detroit, MI
(US)

(73) Assignee: **Ford Global Technologies, LLC**,
Dearborn, MI (US)

(**) Term: **15 Years**

(21) Appl. No.: **29/544,866**

(22) Filed: **Nov. 6, 2015**

(51) **LOC (10) Cl.** **12-16**

(52) **U.S. Cl.**
USPC **D12/211**

(58) **Field of Classification Search**
USPC D12/204, 205, 206, 207, 208, 209, 210,
D12/211, 212, 213
CPC B60B 7/00; B60B 7/01; B60B 7/02; B60B
7/04; B60B 7/06; B60B 3/02; B60B 3/04;
B60B 3/06; B60B 3/10; B60B 1/00;
B60B 1/08; B60B 1/10; B60B 1/12
See application file for complete search history.

(56) **References Cited**

U.S. PATENT DOCUMENTS

320,932 A * 6/1885 Hammond B60B 1/08
301/65
D239,863 S * 5/1976 Kitson D12/205
D256,688 S * 9/1980 Zielinski D12/205
D386,740 S * 11/1997 Cullen D12/209
D440,933 S * 4/2001 Vian D12/209
D450,288 S * 11/2001 Lee D12/209

D507,220 S * 7/2005 Lucaora D12/209
D519,900 S * 5/2006 Francis D12/209
D535,935 S * 1/2007 Scheu D12/211
D655,662 S * 3/2012 Stucki D12/211
D673,103 S 12/2012 Song et al.
D673,494 S * 1/2013 Lemke D12/209
D701,813 S * 4/2014 Kern D12/211
D713,316 S 9/2014 Song et al.
D718,206 S 11/2014 Song et al.

OTHER PUBLICATIONS

<http://www.2017hybridcarsuv.com/2017-lincoln-mkz-hybrid/>—
Published Apr. 29, 2016.*
<http://www.edmunds.com/lincoln/mkz/2017/hybrid/>—Downloaded
Aug. 29, 2016.*
<http://www.fordinsidenews.com> 2017 Lincoln MKZ on the streets,
dated Apr. 15, 2015.
<http://www.caranddriver.com/news/2017-lincoln-mkz-spy-photos->
news by: Alexander Stoklosa dated May 2015.

* cited by examiner

Primary Examiner — Manpreet Matharu
Assistant Examiner — Mojtaba Tehrani
(74) *Attorney, Agent, or Firm* — LeClairRyan


(57) **CLAIM**

The ornamental design for vehicle wheel, as shown and described.

DESCRIPTION

FIG. 1 is a top perspective view of a vehicle wheel showing our new design; and, FIG. 2 is a front elevational view thereof. The broken lines and the area enclosed by them in the figure drawings represent unclaimed environment only and form no part of the claimed design.

1 Claim, 2 Drawing Sheets






Figure 1




Figure 2