



US00D792305S

(12) **United States Design Patent**
Terui

(10) **Patent No.:** **US D792,305 S**
(45) **Date of Patent:** **** Jul. 18, 2017**

- (54) **WHEEL FOR AN AUTOMOBILE**
- (71) Applicant: **HONDA MOTOR CO., LTD.**, Tokyo (JP)
- (72) Inventor: **Yuji Terui**, Wako (JP)
- (73) Assignee: **HONDA MOTOR CO., LTD.**, Tokyo (JP)
- (**) Term: **15 Years**
- (21) Appl. No.: **29/561,938**
- (22) Filed: **Apr. 21, 2016**
- (30) **Foreign Application Priority Data**

Oct. 23, 2015 (JP) 2015023585

- (51) **LOC (10) Cl.** **12-16**
- (52) **U.S. Cl.**
USPC **D12/209**
- (58) **Field of Classification Search**
USPC D12/204–213
CPC B60B 7/00; B60B 7/02; B60B 7/04; B60B 7/01; B60B 7/06; B60B 3/02; B60B 3/04; B60B 3/06; B60B 3/10; B60B 1/00; B60B 1/08; B60B 1/10; B60B 1/12
See application file for complete search history.

(56) **References Cited**

U.S. PATENT DOCUMENTS

D472,509 S *	4/2003	Laengerer	D12/209
D504,096 S *	4/2005	Nakagawa	D12/209
D514,494 S *	2/2006	Scheu	D12/209
D573,079 S *	7/2008	Huet	D12/209
D581,850 S *	12/2008	Leclercq	D12/209
D619,524 S *	7/2010	Gabath	D12/209
D626,905 S *	11/2010	Camacho	D12/209

D631,812 S *	2/2011	Juergens	D12/209
D654,842 S *	2/2012	Blasi	D12/209
D671,478 S *	11/2012	Baum	D12/209
D671,877 S *	12/2012	Roura	D12/209
D673,097 S *	12/2012	Lemke	D12/209
D685,710 S *	7/2013	Hanaoka	D12/204
D693,283 S *	11/2013	Chinavare	D12/209
D695,184 S *	12/2013	Pollmann	D12/209
D695,190 S *	12/2013	Goto	D12/209
D695,191 S *	12/2013	Kogawa	D12/209
D705,714 S *	5/2014	Hanaoka	D12/209
D706,194 S *	6/2014	Hanaoka	D12/209
D719,888 S *	12/2014	Stolz	D12/209
D725,567 S *	3/2015	George	D12/209
D734,235 S *	7/2015	Juergens	D12/209
D740,191 S *	10/2015	Webber	D12/209
D740,197 S *	10/2015	Valencia Pollex	D12/209
D744,927 S *	12/2015	Morgenstern	D12/209
D761,180 S *	7/2016	Bucher	D12/209
D762,546 S *	8/2016	Giolito	D12/209
D770,352 S *	11/2016	Sze	D12/209

* cited by examiner

Primary Examiner — Stacia Cadmus
(74) *Attorney, Agent, or Firm* — Westerman, Hattori, Daniels & Adrian, LLP

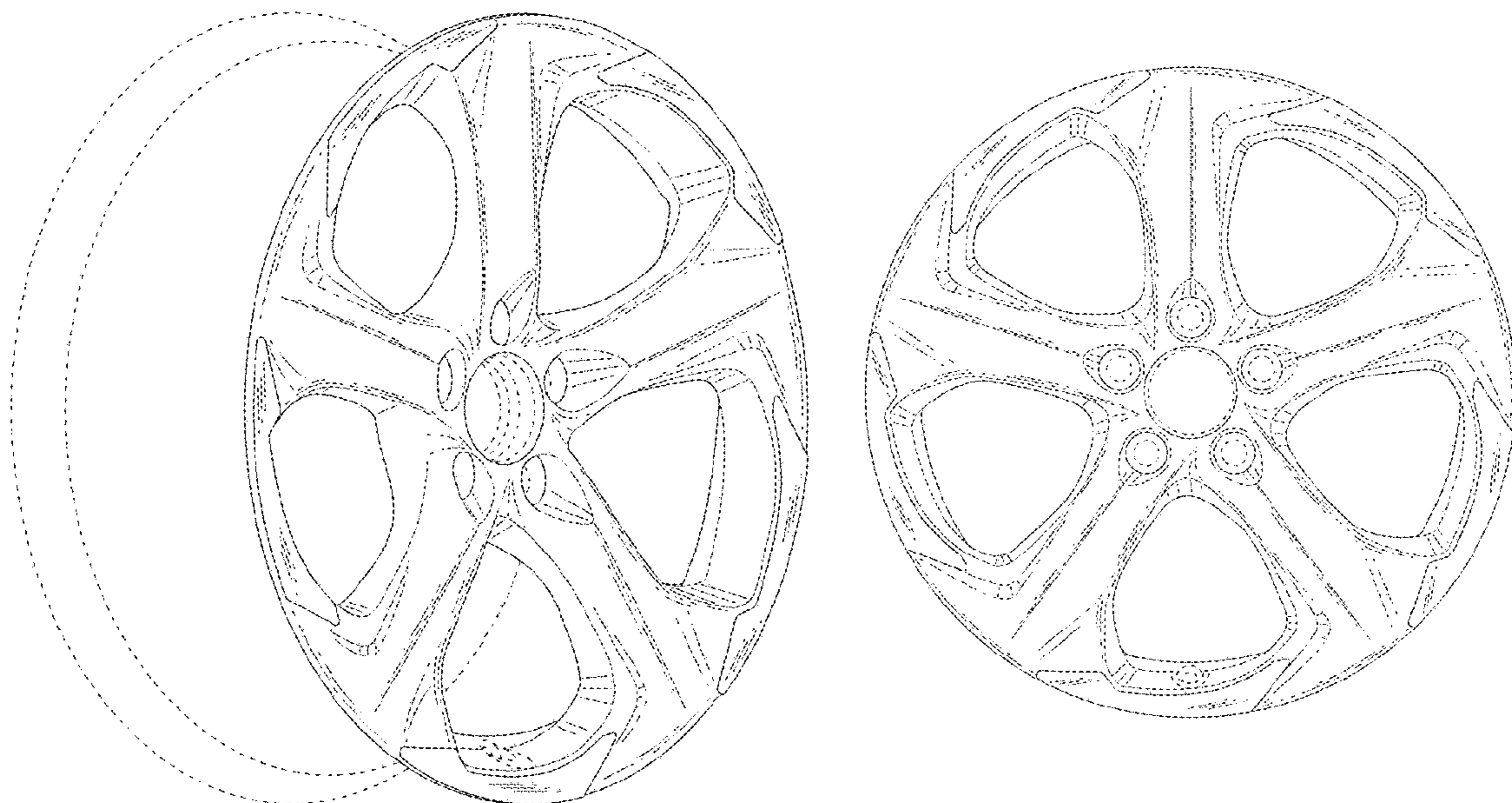
(57) **CLAIM**

The ornamental design for a wheel for an automobile, as shown and described.

DESCRIPTION

FIG. 1 is a front perspective view of a wheel for an automobile;
FIG. 2 is an enlarged partial front perspective view thereof; and,
FIG. 3 is a front view thereof.
In the drawings, the broken lines depict environmental subject matter only and form no part of the claimed design.

1 Claim, 3 Drawing Sheets



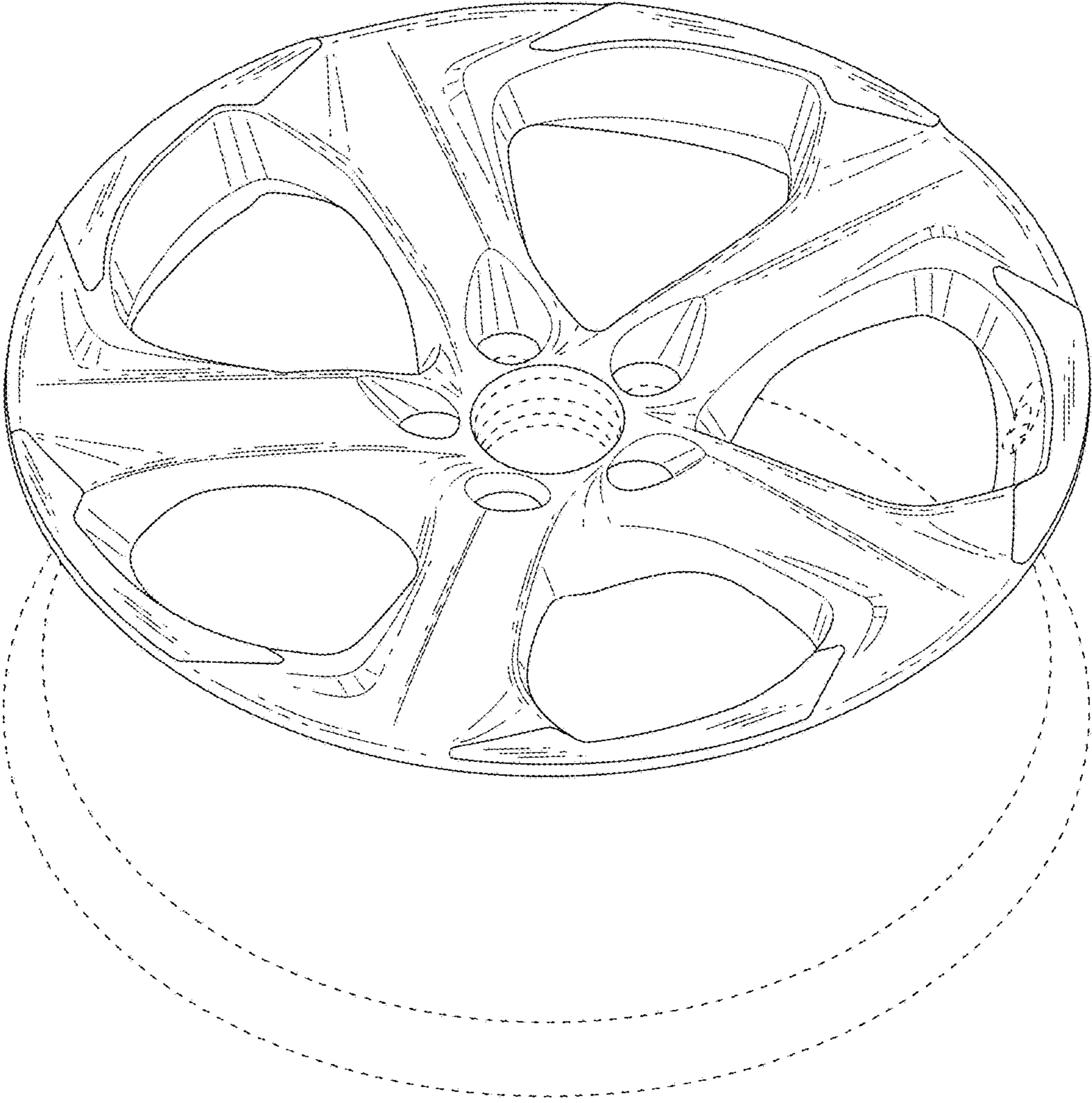


FIG. 1

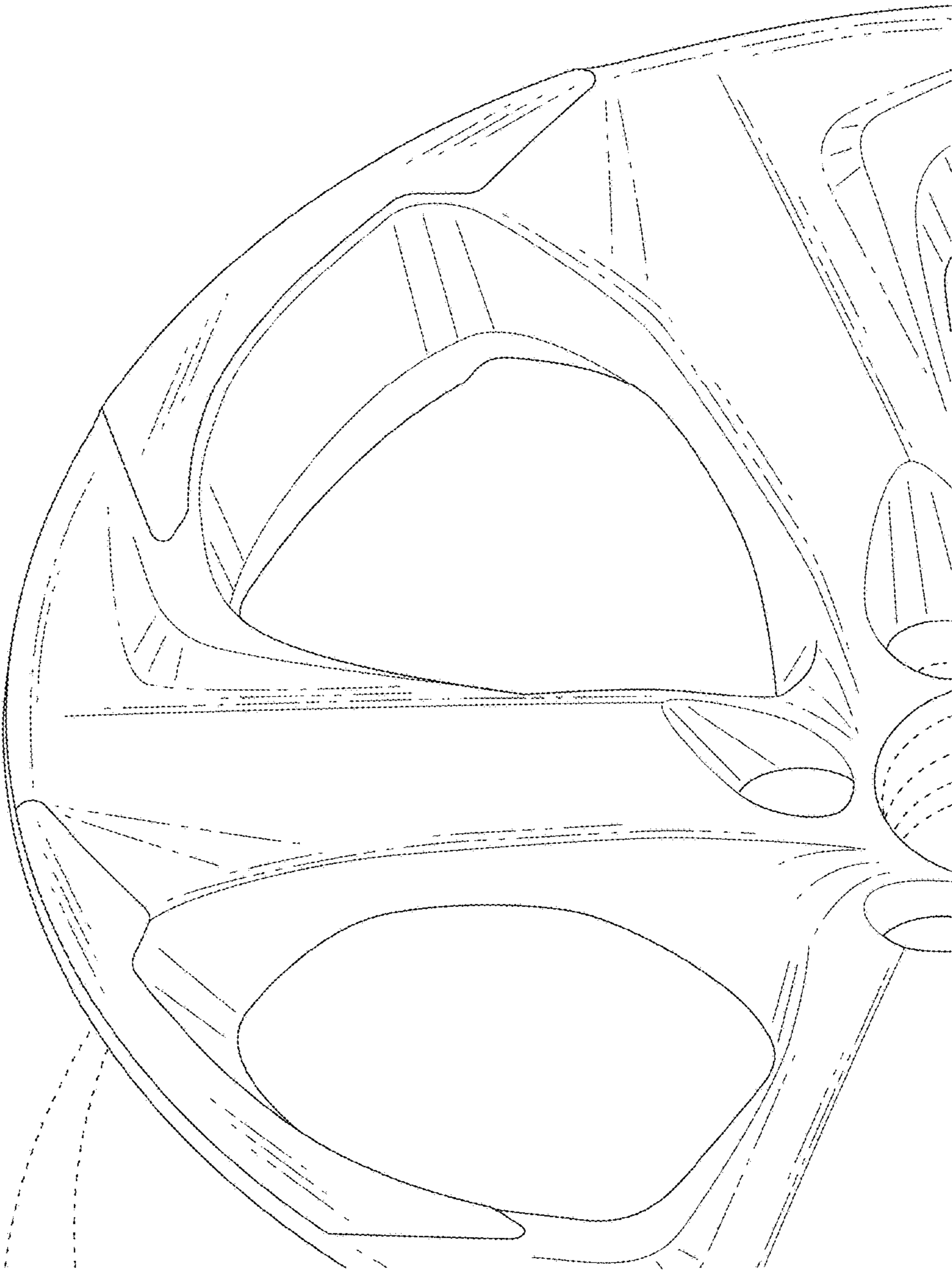


FIG. 2

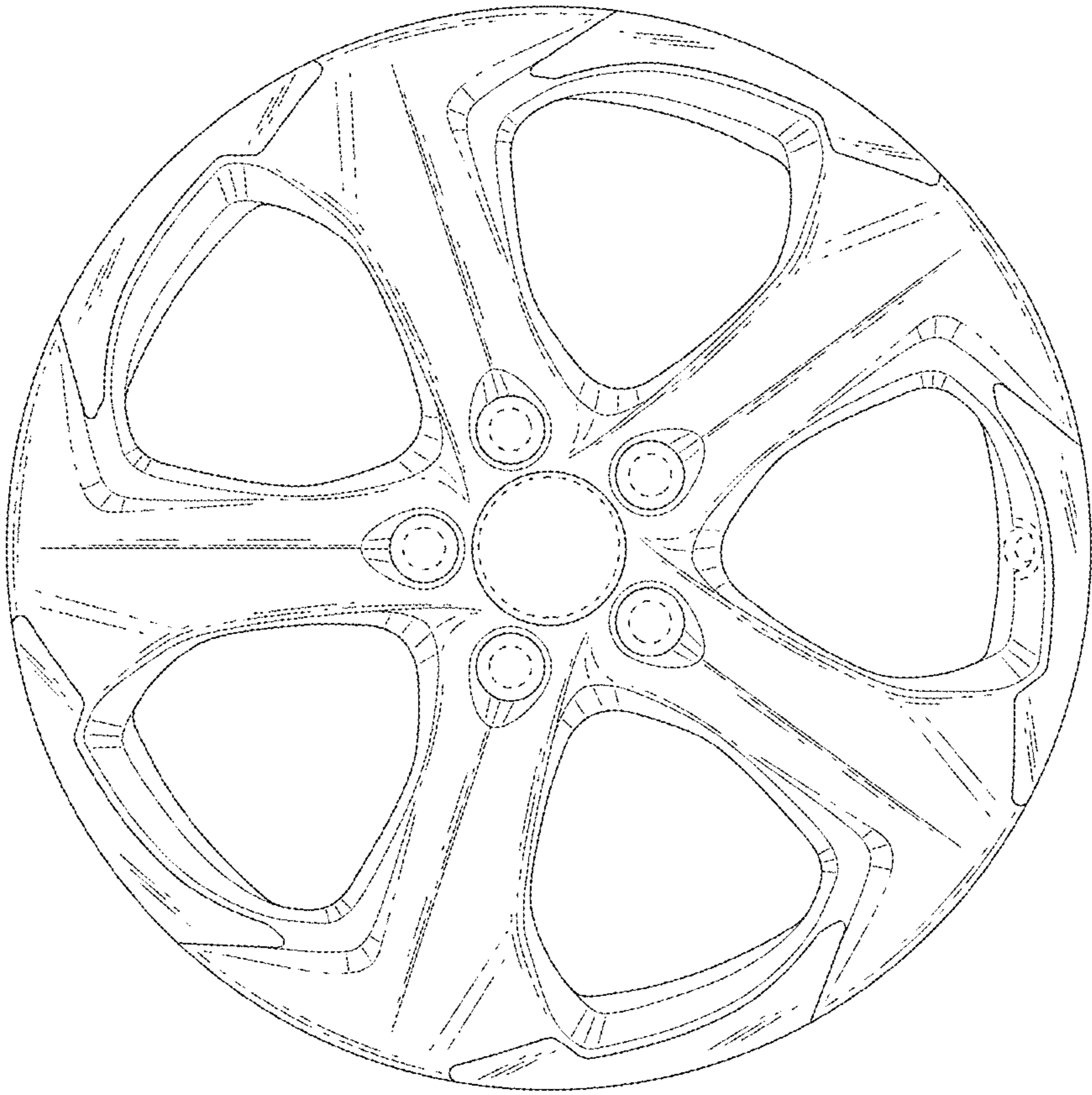


FIG. 3