



US00D792302S

(12) **United States Design Patent** (10) **Patent No.:** **US D792,302 S**  
**Gross** (45) **Date of Patent:** **\*\* Jul. 18, 2017**

- (54) **FLOOR MAT**
- (71) Applicant: **Kraco Enterprises, LLC.**, Compton, CA (US)
- (72) Inventor: **Kenneth A. Gross**, Northridge, CA (US)
- (73) Assignee: **Kraco Enterprises, LLC**, Compton, CA (US)
- (\*\*) Term: **15 Years**
- (21) Appl. No.: **29/587,258**
- (22) Filed: **Dec. 12, 2016**

- D608,709 S \* 1/2010 Masanek, Jr. .... D12/203
- D648,252 S \* 11/2011 Yang ..... D12/203
- D650,730 S \* 12/2011 Jeackjuntra ..... D12/203

(Continued)

*Primary Examiner* — George D. Kirschbaum  
*Assistant Examiner* — Clese Moore, Jr.  
 (74) *Attorney, Agent, or Firm* — Wood Herron & Evans LLP

(57) **CLAIM**

The ornamental design for the floor mat, as shown and described.

**DESCRIPTION**

FIG. 1 is a front right isometric view of a first embodiment of my new floor mat design;  
 FIG. 2 is a top plan view thereof;  
 FIG. 3 is a bottom plan view thereof;  
 FIG. 4 is front side view thereof;  
 FIG. 5 is right side view thereof;  
 FIG. 6 is a rear side view thereof;  
 FIG. 7 is a left side view thereof;  
 FIG. 8 is cross sectional view taken along line 8-8 of FIG. 2; and  
 FIG. 9 is cross sectional view taken along line 9-9 of FIG. 2.  
 FIG. 10 is a top plan view of a second embodiment of my new floor mat design; and,  
 FIG. 11 is a bottom plan view thereof; the front side, right side, rear side, and left side views being identical to FIGS. 4-7, respectively, and the cross-sectional views being mirror images of FIGS. 8-9.  
 The broken dash line hatching shown in the cross sectional views of FIGS. 8 and 9 represent non-claimed subject matter and does not form any part of the claimed invention. The broken dash lines shown in the drawing views represent non-claimed subject matter and form no part of the claimed invention.

**Related U.S. Application Data**

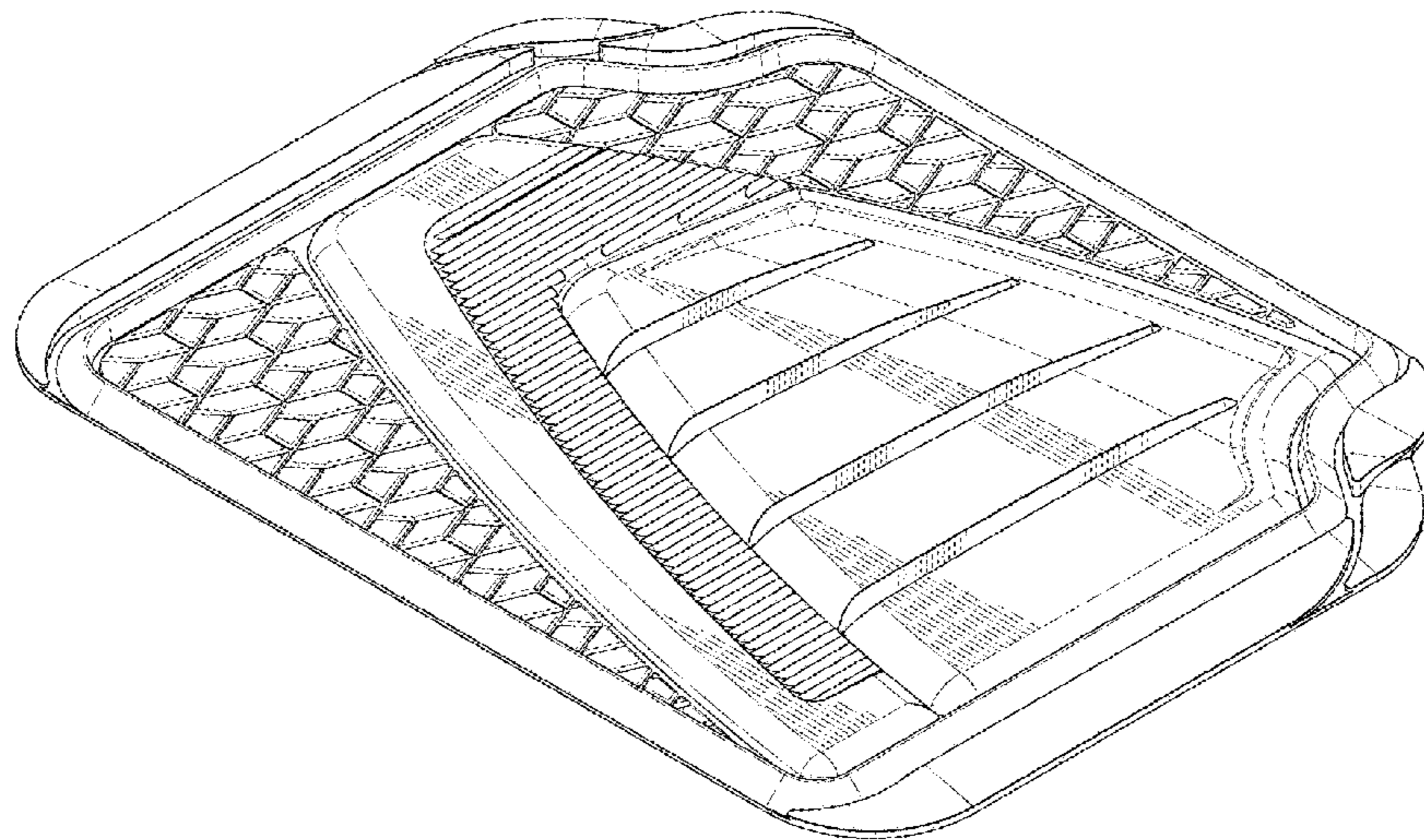
- (62) Division of application No. 29/544,169, filed on Oct. 30, 2015, now Pat. No. Des. 777,072.
- (51) **LOC (10) Cl.** ..... **12-16**
- (52) **U.S. Cl.**  
USPC ..... **D12/203**
- (58) **Field of Classification Search**  
USPC ..... D12/203; D6/582-586, 592-594  
CPC ..... B60R 13/01; B60N 3/044; B60N 3/04  
See application file for complete search history.

**References Cited**

**U.S. PATENT DOCUMENTS**

- D358,572 S \* 5/1995 Thundercloud ..... D12/203
- D394,036 S \* 5/1998 Mauffette ..... D12/203
- D418,800 S \* 1/2000 Atkin ..... D12/221
- D433,367 S \* 11/2000 Iacovelli ..... D12/203
- D436,566 S \* 1/2001 Iacovelli ..... D12/203
- D445,748 S \* 7/2001 Iacovelli ..... D12/203
- D472,511 S \* 4/2003 Lu ..... D12/203
- D510,553 S \* 10/2005 Hussaini ..... D12/203
- D512,358 S \* 12/2005 Hussaini ..... D12/203
- D537,025 S \* 2/2007 Kraines ..... D12/203
- D538,725 S \* 3/2007 Eskandry ..... D12/203
- D550,137 S \* 9/2007 Kraines ..... D12/203

**1 Claim, 6 Drawing Sheets**



(56)

**References Cited**

U.S. PATENT DOCUMENTS

D673,490 S *	1/2013	Koblenzer .....	D12/203
D692,362 S *	10/2013	Bobo .....	D12/203
D697,856 S *	1/2014	Kingsbury .....	D12/203
D697,857 S *	1/2014	Kingsbury .....	D12/203
D698,718 S *	2/2014	Kingsbury .....	D12/203
D777,072 S *	1/2017	Gross .....	D12/203

\* cited by examiner

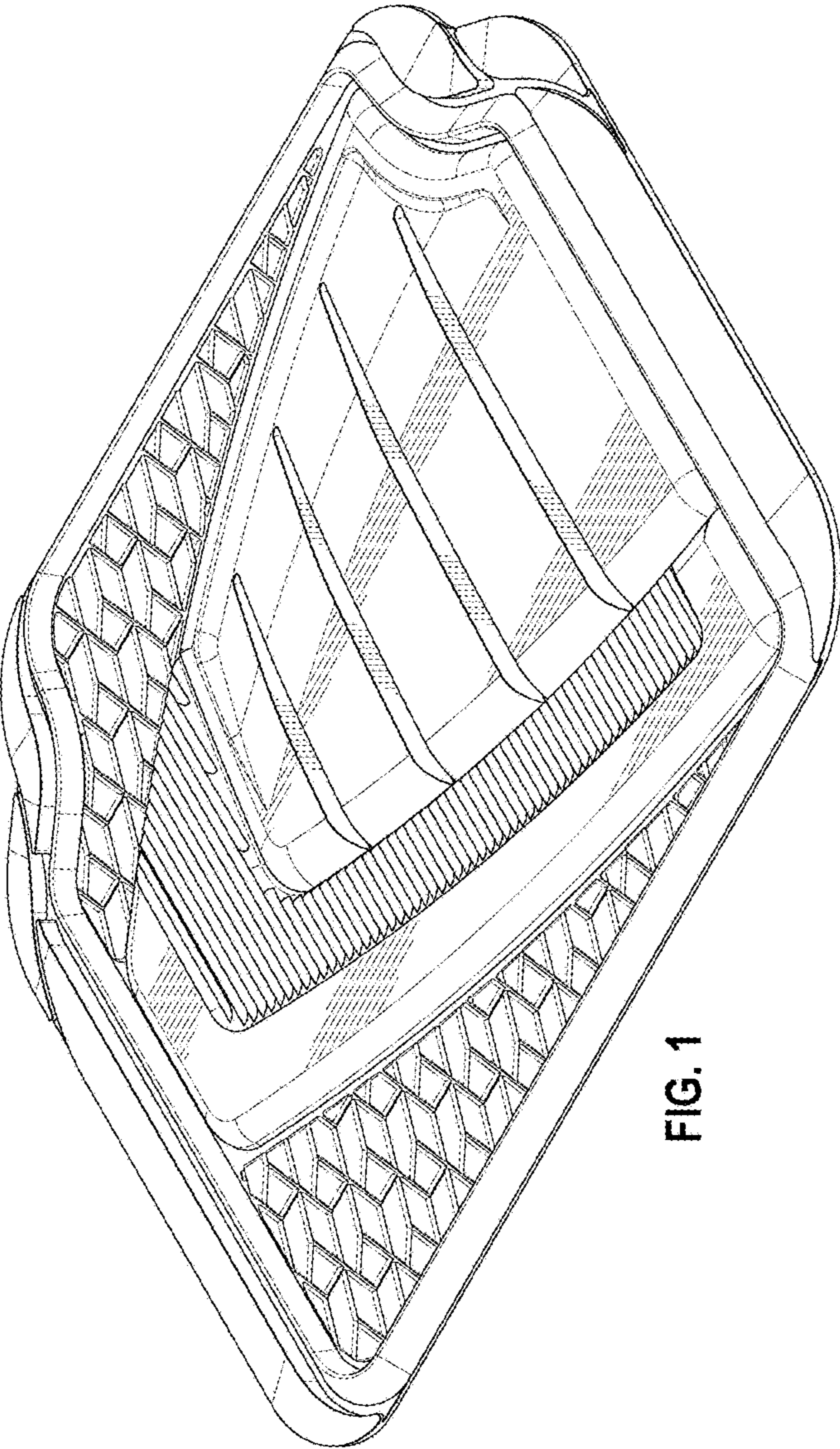


FIG. 1

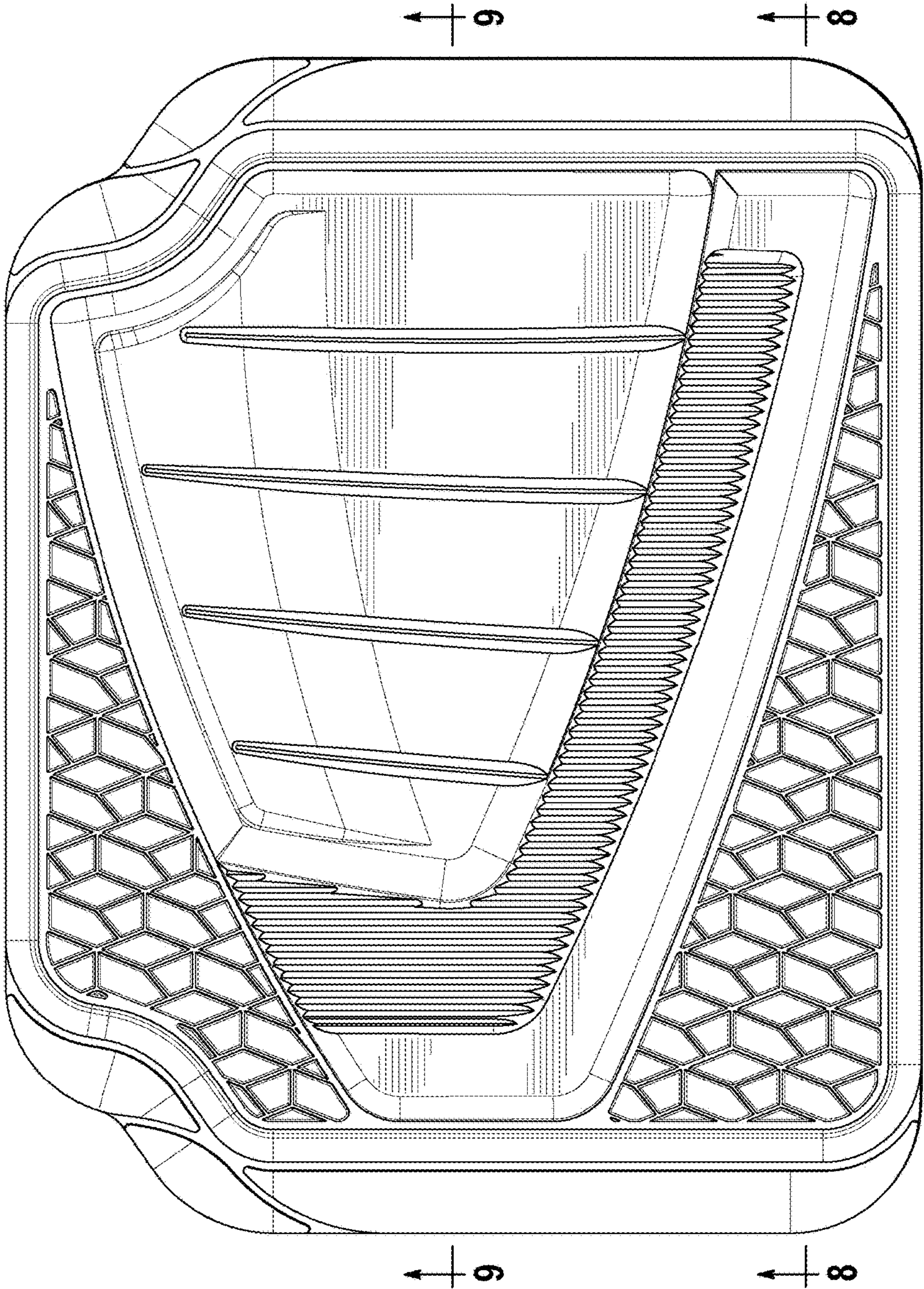


FIG. 2




FIG. 3



FIG. 4



FIG. 5



FIG. 6




FIG. 7

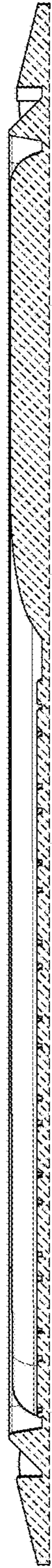


FIG. 8



FIG. 9

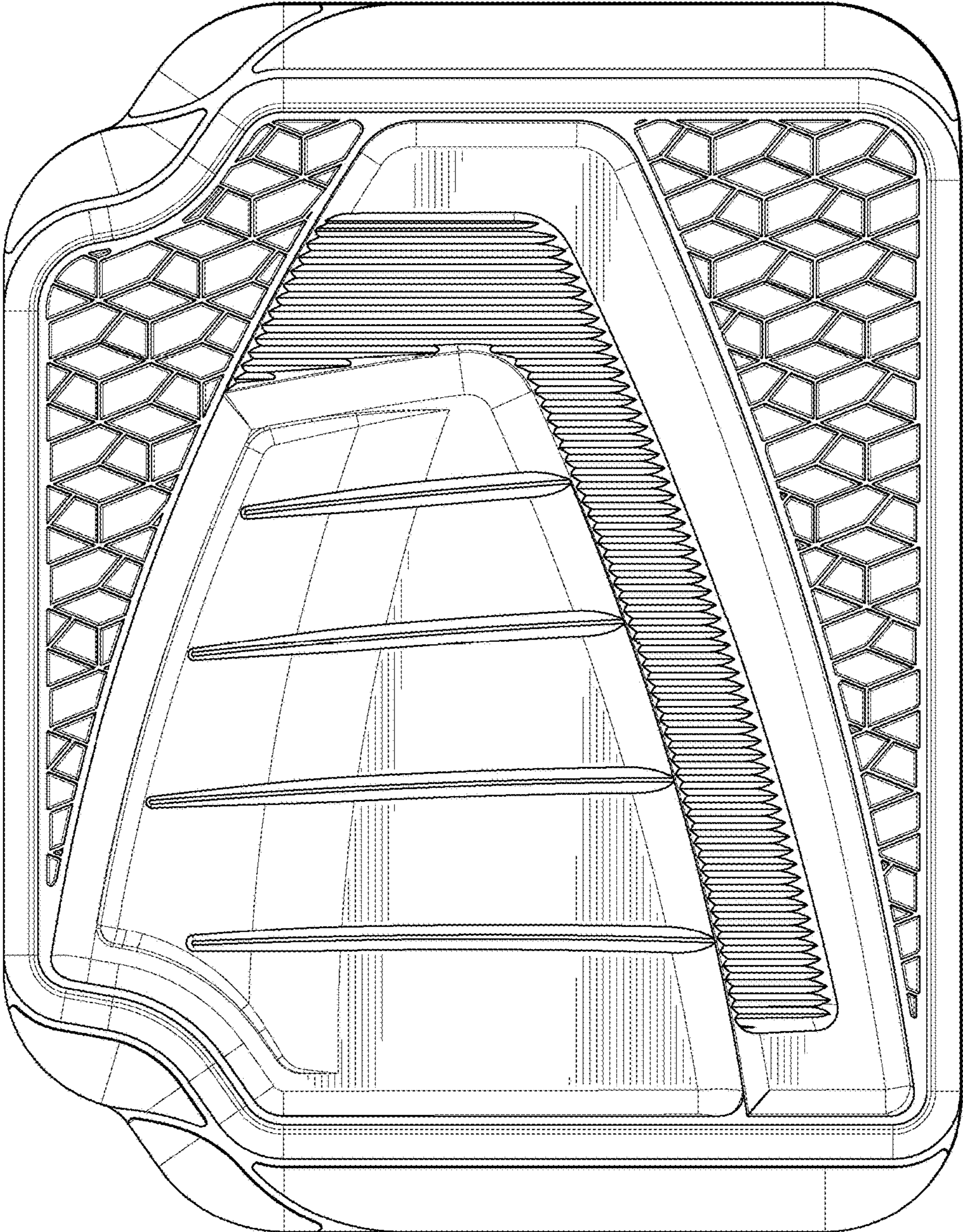


FIG. 10




FIG. 11