



US00D792298S

(12) **United States Design Patent** (10) **Patent No.:** **US D792,298 S**  
**Komuro et al.** (45) **Date of Patent:** **\*\* Jul. 18, 2017**

(54) **REAR BUMPER FOR AUTOMOBILE**

D745,838 S 12/2015 Yamamoto  
D746,188 S 12/2015 Nakagawa et al.  
D754,576 S \* 4/2016 Nissl ..... D12/169

(71) Applicant: **Nissan Motor Co., Ltd.**, Yokohama,  
Kanagawa (JP)

**FOREIGN PATENT DOCUMENTS**

(72) Inventors: **Hideo Komuro**, Tokyo (JP); **Seonwook Whang**, Kanagawa (JP)

JP D1315108 S 11/2007  
JP D1318267 S 12/2007  
JP D1321770 S 2/2008  
JP D1334570 S 6/2008  
JP D1346831 S 12/2008  
JP D1389604 S 6/2010  
JP D1398611 S 6/2010  
JP D1457244 S 12/2012

(73) Assignee: **Nissan Motor Co., Ltd.**, Yokohama  
(JP)

(\*\*) Term: **15 Years**

(Continued)

(21) Appl. No.: **29/563,976**

*Primary Examiner* — Melody N Brown

(22) Filed: **May 10, 2016**

(74) *Attorney, Agent, or Firm* — Global IP Counselors,  
LLP

(30) **Foreign Application Priority Data**

(57) **CLAIM**

Nov. 11, 2015 (JP) ..... 2015-025165

The ornamental design for a rear bumper for an automobile,  
as shown and described.

(51) **LOC (10) Cl.** ..... **12-16**

**DESCRIPTION**

(52) **U.S. Cl.**

USPC ..... **D12/169**

(58) **Field of Classification Search**

USPC .... D12/169, 216, 90-92, 86, 171, 196, 163;  
293/102, 113, 115, 117, 120; 296/180.1,  
296/180.2

CPC ..... B60R 19/02; B60R 19/04; B62D 25/08  
See application file for complete search history.

FIG. 1 is a front elevational view of a rear bumper for an automobile showing our new design;  
FIG. 2 is a top plan view thereof;  
FIG. 3 is a bottom plan view thereof;  
FIG. 4 is a right side elevational view thereof;  
FIG. 5 is a left side elevational thereof;  
FIG. 6 is a top, front and right side perspective view thereof;  
and,  
FIG. 7 is a bottom, front and left side perspective view thereof.

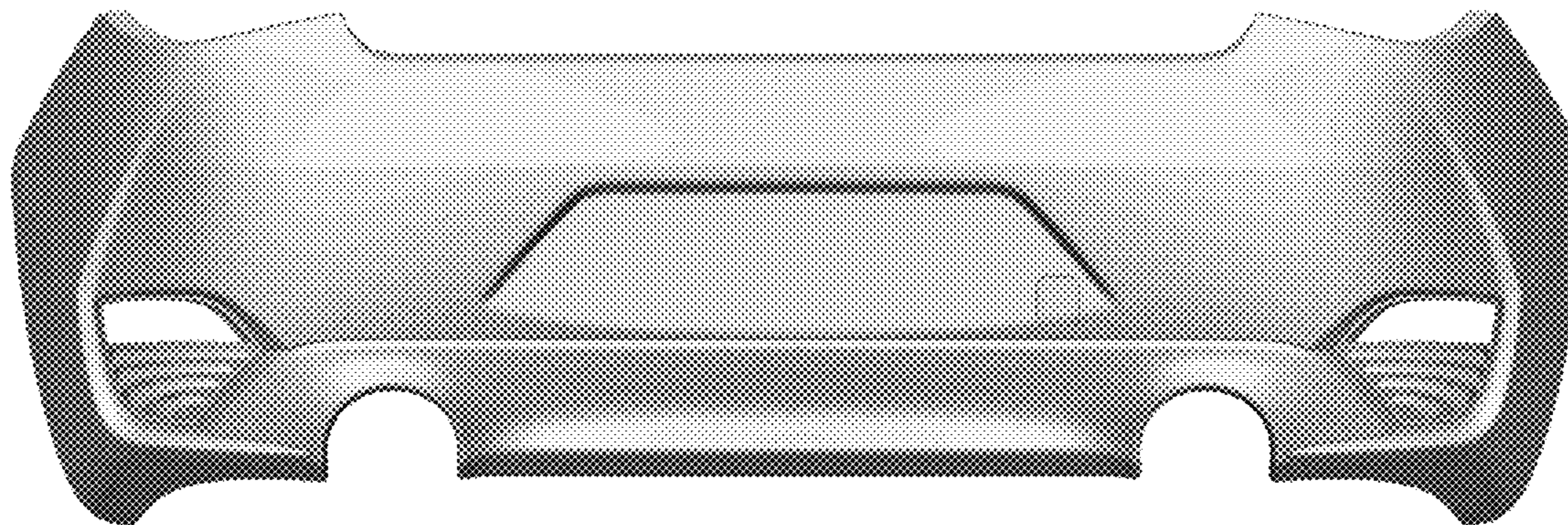
(56) **References Cited**

**U.S. PATENT DOCUMENTS**

D602,822 S 10/2009 Irie  
D626,042 S 10/2010 Yamazaki et al.  
D628,945 S 12/2010 Ino et al.  
D680,039 S 4/2013 Okamoto et al.  
D683,283 S 5/2013 Choi  
D714,196 S \* 9/2014 Mays ..... D12/169  
D715,708 S \* 10/2014 Mays ..... D12/169

The rear view of the rear bumper forms no part of the claimed design since it will not be visible once the rear bumper is mounted to an automobile. The inside surfaces of the rear bumper, visible in FIGS. 2, 3, 6, and 7, form no part of the claimed design since the inside surfaces are hidden when the rear bumper is mounted to the automobile.

**1 Claim, 7 Drawing Sheets**



(56)

**References Cited**

FOREIGN PATENT DOCUMENTS

JP	D1475448 S	7/2013
JP	D1479613 S	9/2013
JP	D1481526 S	10/2013
JP	D1486325 S	12/2013
JP	D1486862 S	12/2013
JP	D1486870 S	12/2013
JP	D1442573 S	5/2014
JP	D1497421 S	5/2014
JP	D1498799 S	6/2014
JP	D1498811 S	6/2014
JP	D1499545 S	6/2014
JP	D1504406 S	8/2014
JP	D1518120 S	2/2015
JP	D1529416 S	7/2015
JP	D1530109 S	8/2015
JP	D1530400 S	8/2015
JP	D1537266 S	7/2016
JP	D1554705 S	7/2016

\* cited by examiner




FIG. 1




FIG. 2

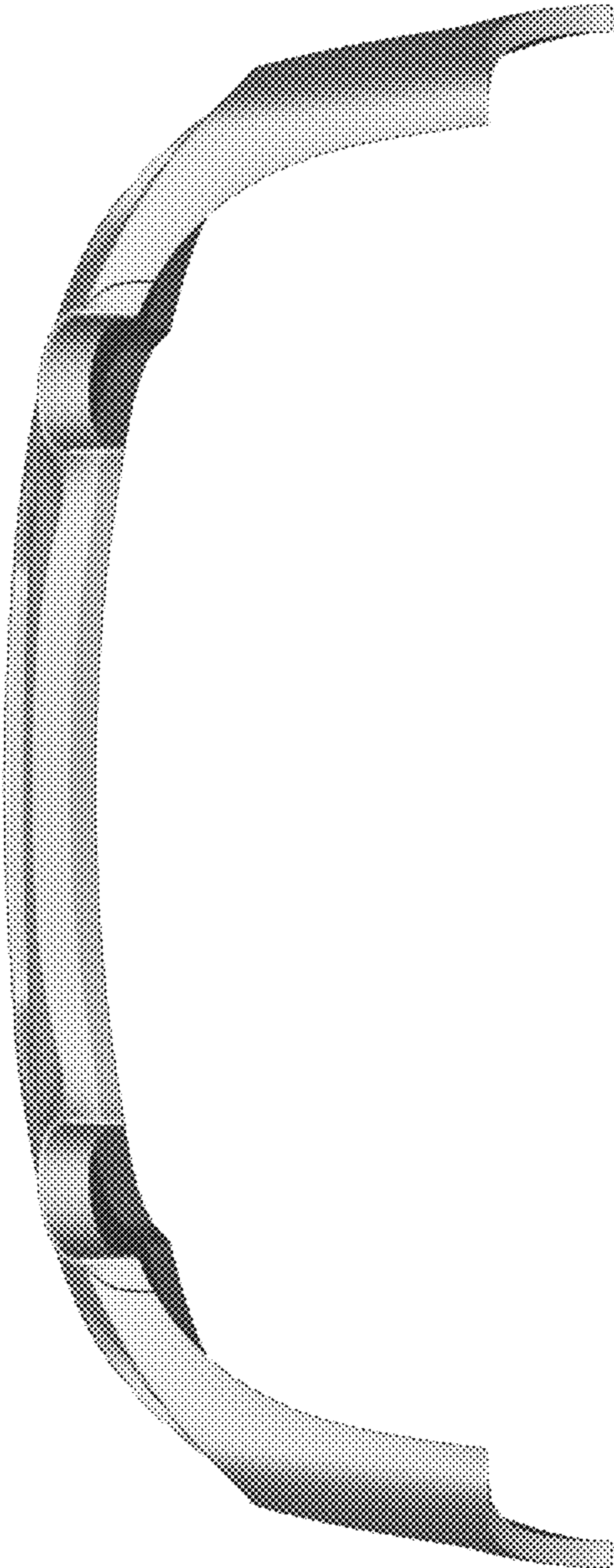


FIG. 3

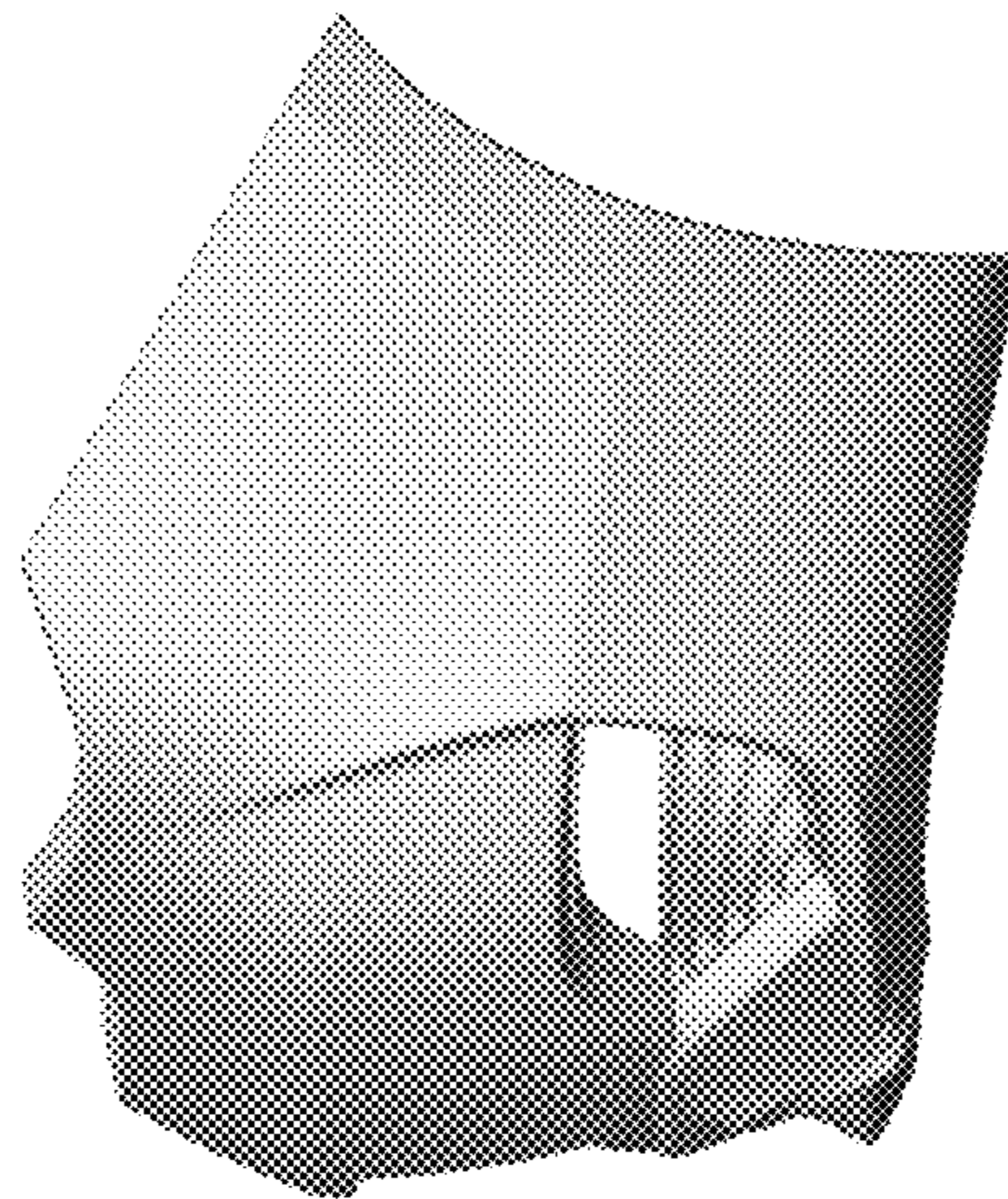


FIG. 4

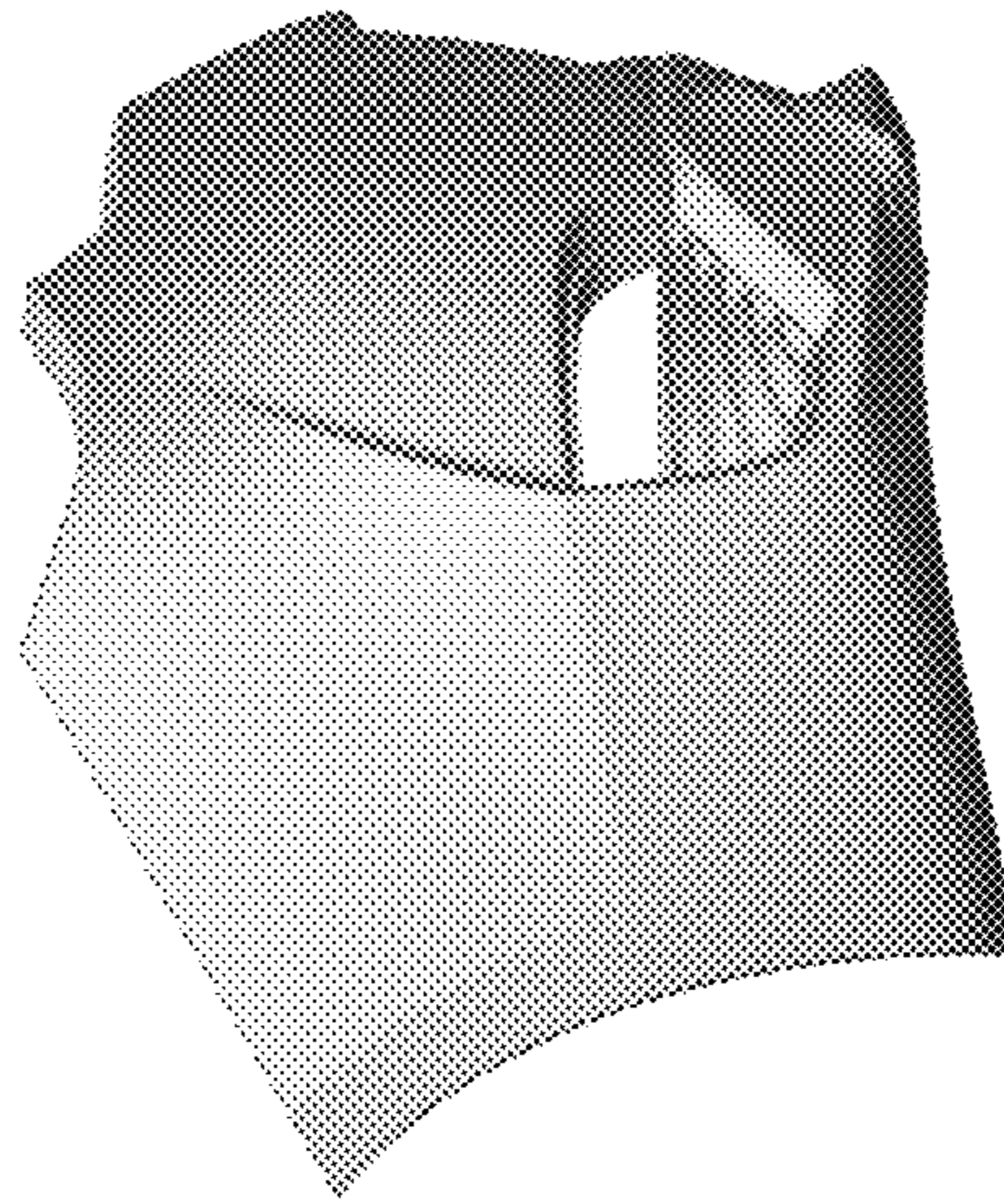


FIG. 5

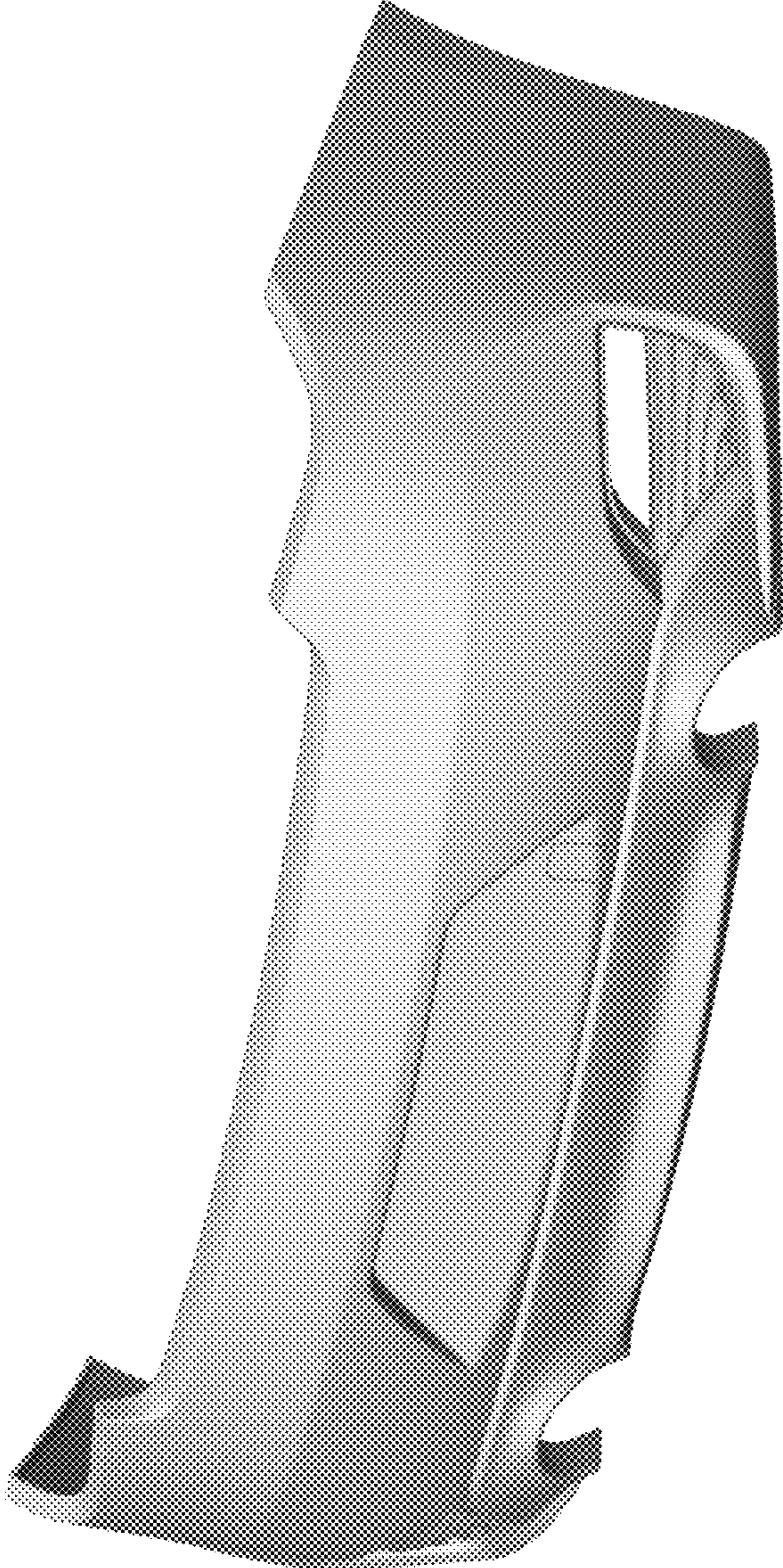


FIG. 6



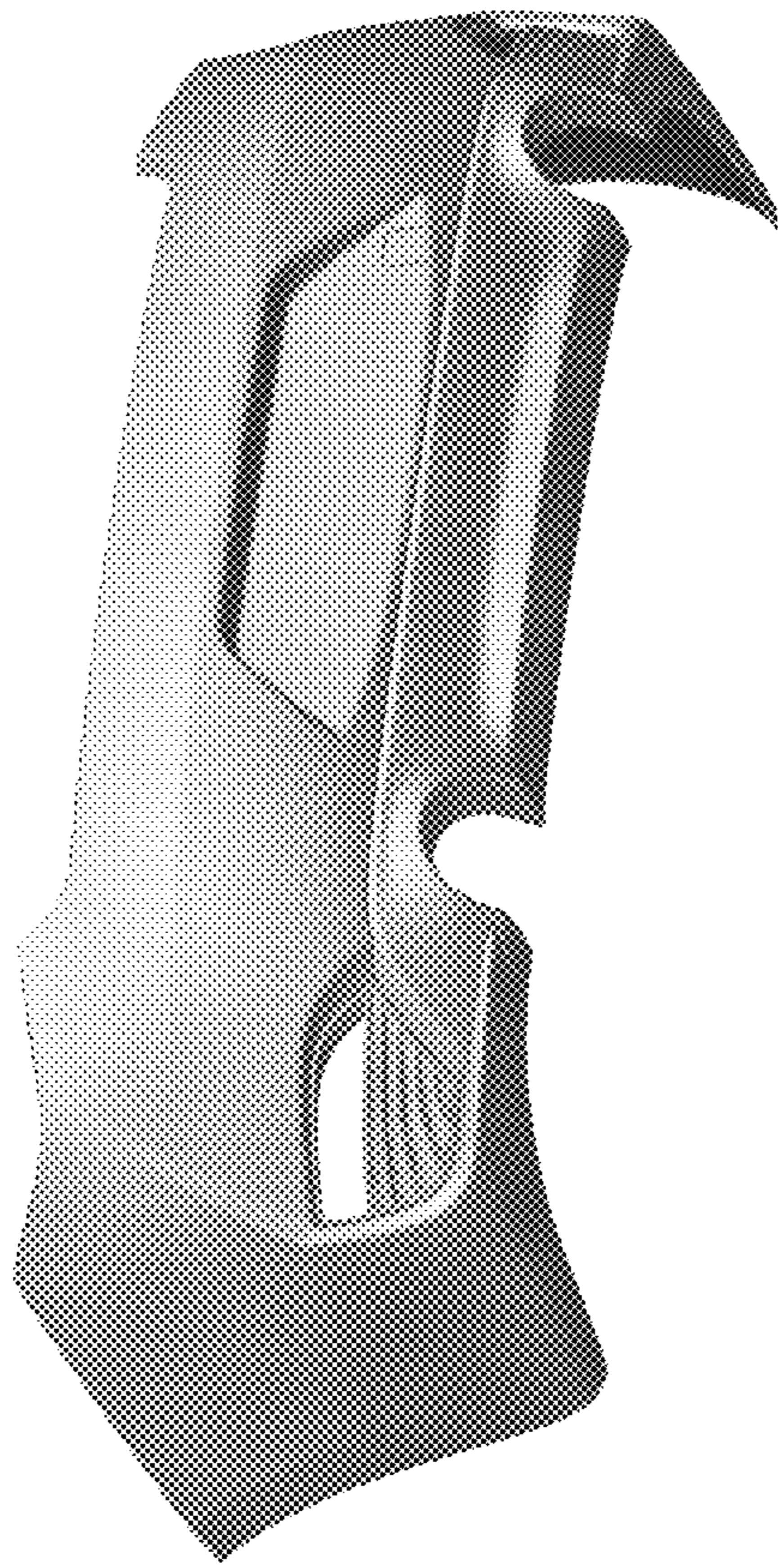


FIG. 7