

US00D792280S

(12) **United States Design Patent**  
**Elesmore**

(10) **Patent No.: US D792,280 S**

(45) **Date of Patent: \*\* \*Jul. 18, 2017**

- (54) **BRA ACCESSORY**
- (71) Applicant: **Lucy Elesmore**, Staffordshire (GB)
- (72) Inventor: **Lucy Elesmore**, Staffordshire (GB)
- (\*) Notice: This patent is subject to a terminal disclaimer.
- (\*\*) Term: **15 Years**
- (21) Appl. No.: **29/549,849**
- (22) Filed: **Dec. 28, 2015**

4,158,906 A *	6/1979	Watson	.....	A41F 1/00
				24/306
D267,833 S *	2/1983	Anderson	.....	D11/202
D309,207 S *	7/1990	Sporer	.....	24/507
5,655,270 A *	8/1997	Boisvert	.....	A45F 5/02
				24/301
D393,183 S *	4/1998	Kurtzman	.....	D11/200
D410,573 S *	6/1999	McKibbin	.....	D32/61
D595,124 S *	6/2009	Heffner	.....	D8/395
D685,256 S *	7/2013	Funger	.....	D8/395
D708,095 S *	7/2014	Whitworth	.....	D11/200
8,863,315 B1 *	10/2014	Sanders	.....	A41B 3/00
				2/137
8,887,354 B1 *	11/2014	Weinman	.....	E05D 7/12
				16/252

- (30) **Foreign Application Priority Data**
- Jul. 1, 2015 (GB) ..... 4041861
- (51) **LOC (10) Cl.** ..... **02-07**
- (52) **U.S. Cl.**
- USPC ..... **D11/202**
- (58) **Field of Classification Search**
- USPC ..... D11/200-219; 24/163 R, 169-171, 173, 24/177-179, 191, 194-195, 197, 200, 24/614-616, 625, 198, 578.11, 578.1, 24/163 K, 114, 326, 328, 485; D2/705, D2/706; D8/395; 40/1.5
- CPC ..... A44B 11/26; A44B 11/25; A44B 11/06; A41F 1/00
- See application file for complete search history.

\* cited by examiner

*Primary Examiner* — Ralf Seifert  
(74) *Attorney, Agent, or Firm* — Nwamu, P.C.

- (56) **References Cited**
- U.S. PATENT DOCUMENTS
- 1,804,308 A \* 5/1931 Bollinger ..... A41F 19/005
- 
- 24/301
- 3,058,183 A \* 10/1962 Hawie ..... A41F 1/00
- 
- 24/326

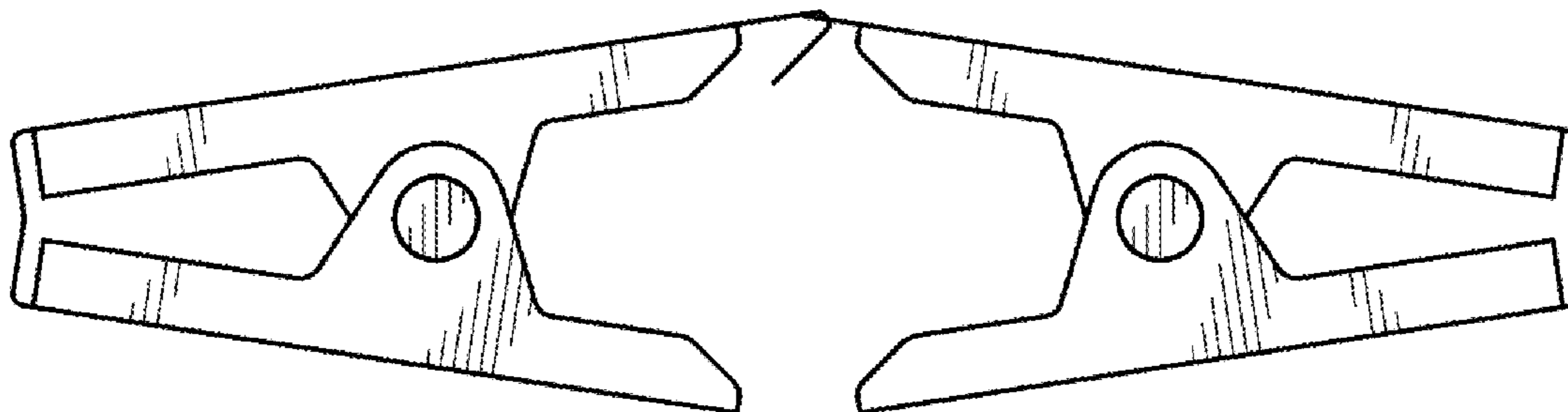
(57) **CLAIM**

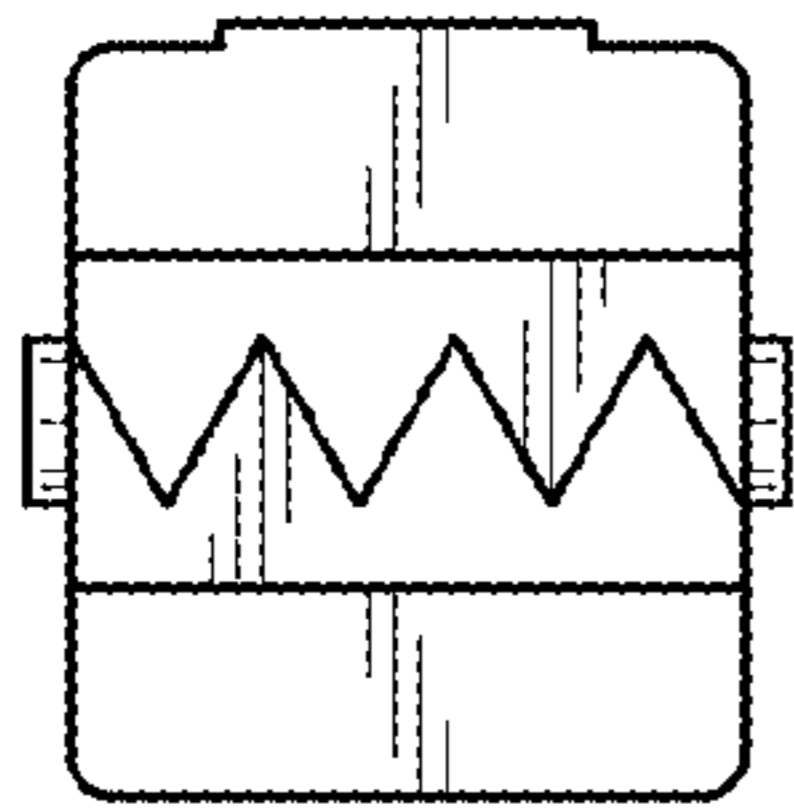
An ornamental design for a bra accessory, as shown and described.

**DESCRIPTION**

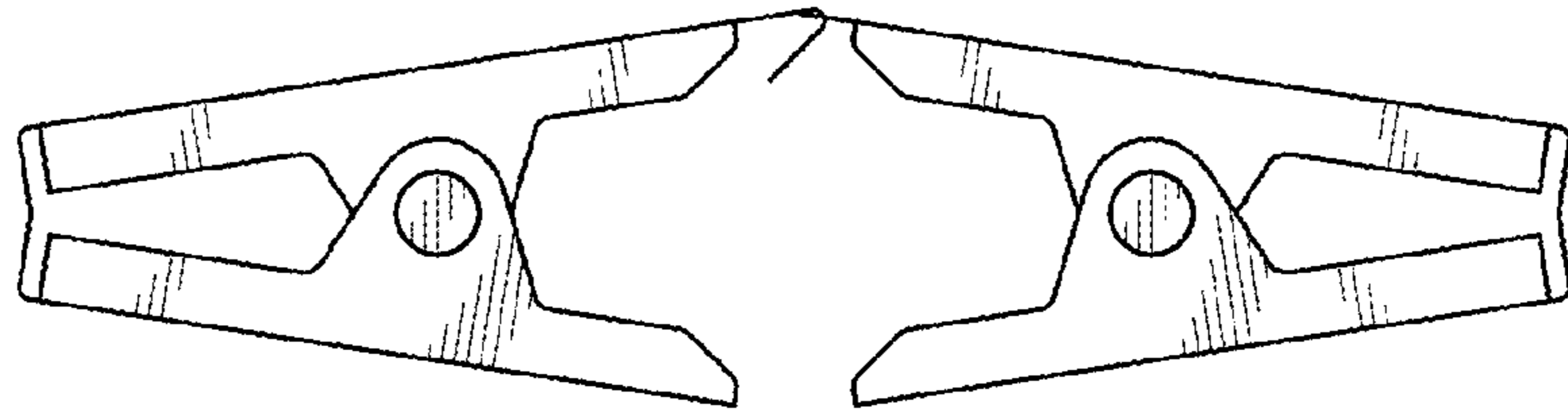
FIG. 1 is a front view of my new design for the bra accessory;  
FIG. 2 is a side view of my new design for the bra accessory;  
FIG. 3 is a back view of my new design for the bra accessory;  
FIG. 4 is a top view of my new design for the bra accessory;  
and,  
FIG. 5 is a bottom view of my new design for the bra accessory.

**1 Claim, 1 Drawing Sheet**

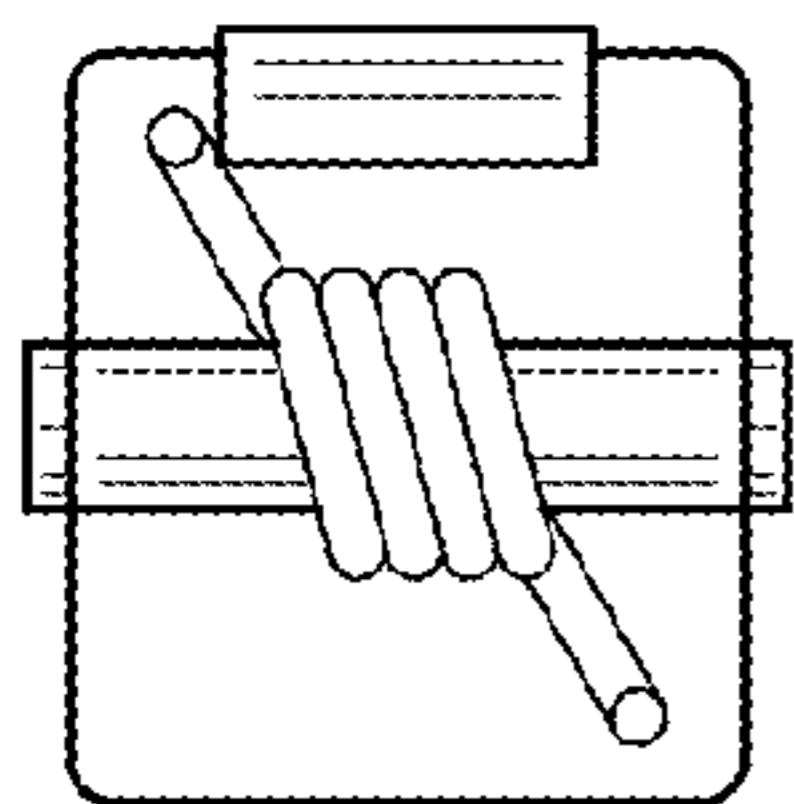




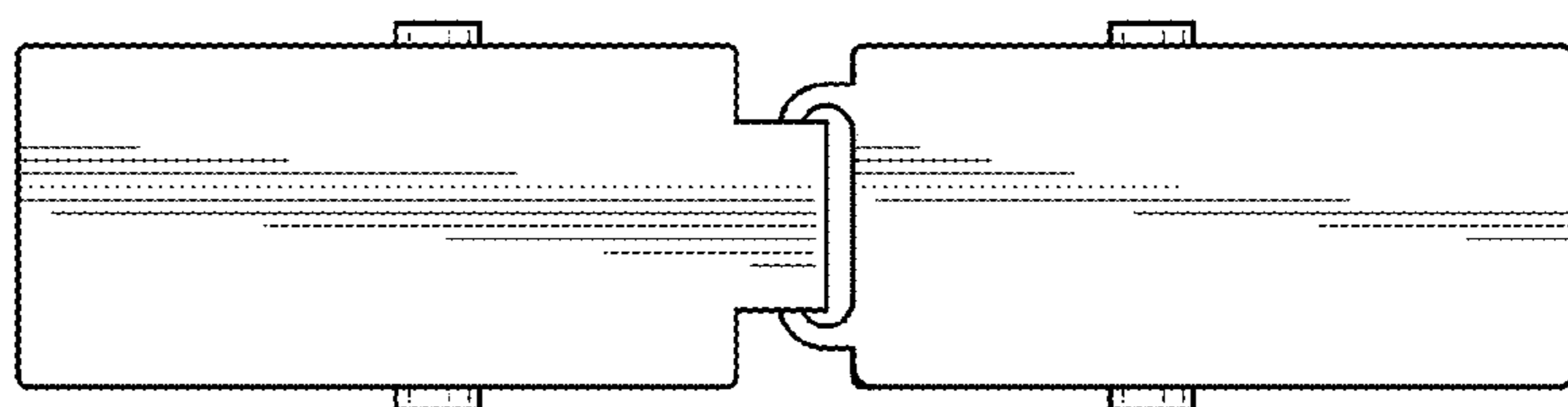
**FIG. 1**



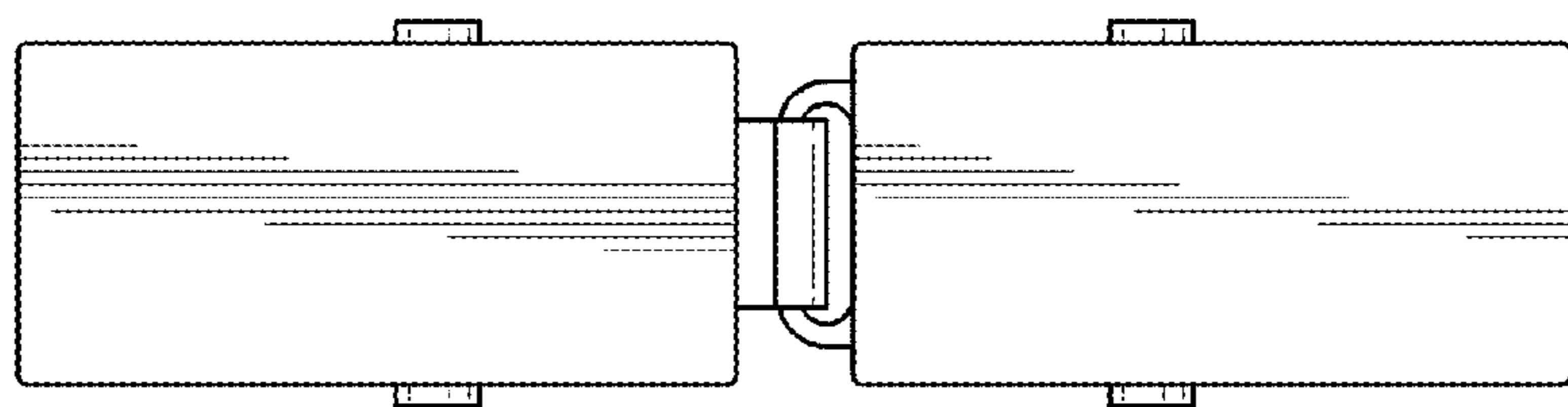
**FIG. 2**



**FIG. 3**



**FIG. 4**



**FIG. 5**