



US00D792255S

(12) **United States Design Patent**
Teranishi et al.

(10) **Patent No.:** **US D792,255 S**

(45) **Date of Patent:** **** Jul. 18, 2017**

(54) **PROBE PIN**

7,190,179 B2 * 3/2007 Haga C22C 19/03
324/755.05

(71) Applicant: **OMRON Corporation**, Kyoto-shi,
Kyoto (JP)

OTHER PUBLICATIONS

(72) Inventors: **Hirotda Teranishi**, Osaka (JP);
Takahiro Sakai, Moriyama (JP);
Makoto Kondo, Moriyama (JP)

U.S. Appl. No. 29/563,343, filed May 4, 2016; Teranishi et al.
U.S. Appl. No. 29/563,345, filed May 4, 2016; Teranishi et al.

(73) Assignee: **OMRON Corporation**, Kyoto-shi (JP)

* cited by examiner

(**) Term: **15 Years**

Primary Examiner — Antoine D Davis

(21) Appl. No.: **29/563,347**

(74) *Attorney, Agent, or Firm* — Sterne, Kessler,
Goldstein & Fox P.L.L.C.

(22) Filed: **May 4, 2016**

(30) **Foreign Application Priority Data**

(57) **CLAIM**

Nov. 12, 2015 (JP) 2015-025355

The ornamental design for a probe pin, as shown and
described.

(51) **LOC (10) Cl.** **10-04**

(52) **U.S. Cl.**
USPC **D10/78; D10/80**

(58) **Field of Classification Search**

DESCRIPTION

USPC D10/78, 80
CPC G01R 1/067; G01R 1/06705; G01R
1/06711; G01R 1/06716; G01R 1/06722;
G01R 1/06727; G01R 1/06733; G01R
1/06738; G01R 1/06744; G01R 1/0675;
G01R 1/06766; G01R 1/06772; G01R
1/06777; G01R 1/06783; G01R 1/0678
See application file for complete search history.

FIG. 1 is a perspective view of a probe pin;
FIG. 2 is a front elevational view thereof, a rear elevational
view being a mirror image thereof;
FIG. 3 is a left side view thereof;
FIG. 4 is a right side view thereof;
FIG. 5 is a top plan view thereof; and,
FIG. 6 is a bottom plan view thereof.
The dashed broken lines in the figures show portions of the
probe pin that form no part of the claimed design. The
dot-dash broken lines in the figures show boundaries of the
claimed design.

(56) **References Cited**

U.S. PATENT DOCUMENTS

1 Claim, 4 Drawing Sheets

6,784,680 B2 * 8/2004 Haga G01R 1/06716
324/750.25

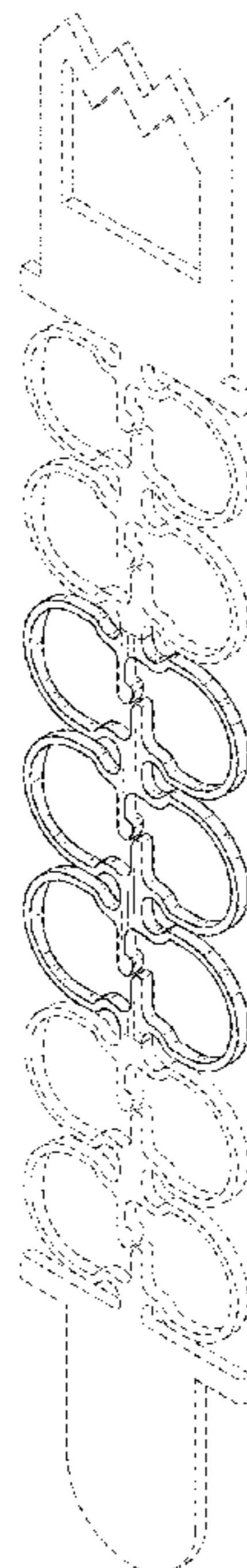


Fig. 1

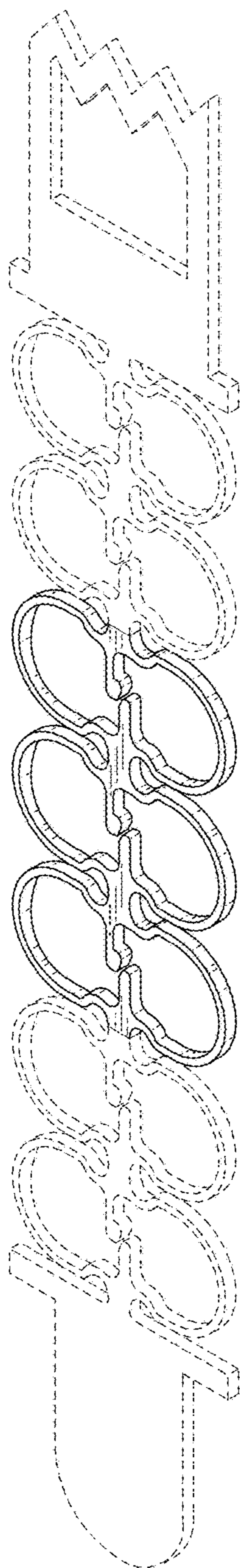


Fig. 2

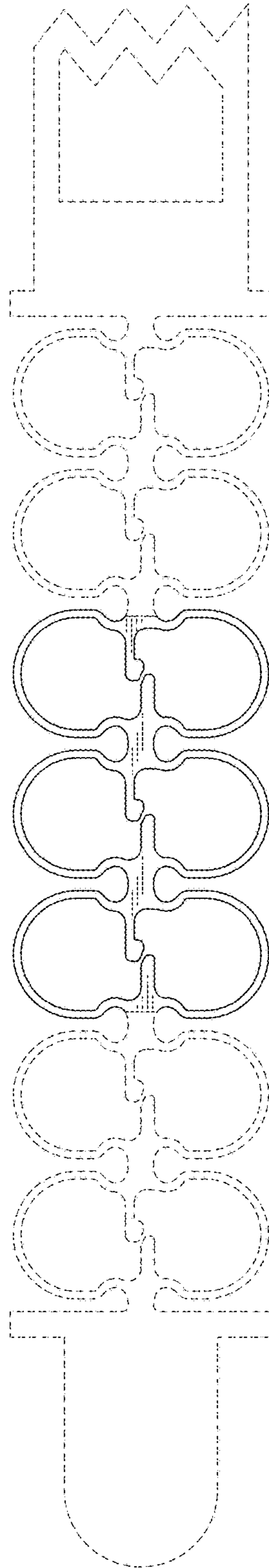


Fig. 3



Fig. 4

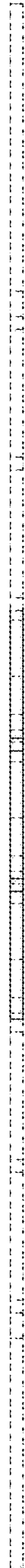


Fig. 5

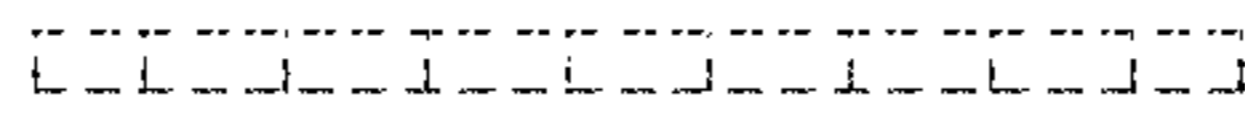


Fig. 6

