



US00D792230S

(12) **United States Design Patent**
Santos et al.

(10) **Patent No.:** **US D792,230 S**
(45) **Date of Patent:** **** Jul. 18, 2017**

- (54) **FLASK**
- (71) Applicant: **Natura Cosméticos S.A.**, Itapecerica da Serra (BR)
- (72) Inventors: **Anderson da Silva Santos**, São Paulo (BR); **Maria Filomena Padron Miozzo**, São Paulo (BR); **Marcos Eugênio Vargas Vega**, São Paulo (BR)
- (73) Assignee: **NATURA COSMETICOS S.A.**, Itapecerica da Serra SP (BR)
- (**) Term: **14 Years**

D587,593 S *	3/2009	Crawford	D9/563
D587,594 S *	3/2009	Crawford	D9/563
D588,926 S *	3/2009	Crawford	D9/563
D589,355 S *	3/2009	Rica	D9/546
D589,357 S *	3/2009	Crawford	D9/563
D601,032 S *	9/2009	Rica	D9/544
D601,033 S *	9/2009	Rica	D9/544
D601,907 S *	10/2009	Gainey et al.	D9/563
D656,409 S *	3/2012	Tadmor	D9/687
D659,003 S *	5/2012	Knox	D9/529
D678,776 S *	3/2013	Lecetre et al.	D9/573
D680,004 S *	4/2013	Lecetre et al.	D9/573
D692,306 S *	10/2013	Lee et al.	D9/541
D693,227 S *	11/2013	Gonzalez Rodriguez	D9/544
D704,565 S *	5/2014	Humm	D9/656
D709,380 S *	7/2014	Letamendi	D9/558

- (21) Appl. No.: **29/473,845**
- (22) Filed: **Nov. 26, 2013**
- (51) **LOC (10) Cl.** **09-01**
- (52) **U.S. Cl.**
USPC **D9/544**
- (58) **Field of Classification Search**
USPC D9/544, 687, 694, 516, 520, 541-543,
D9/563-574, 575, 529, 600, 550, 558,
D9/560; 215/379; D7/514-515, 613,
D7/619.2, 901
CPC C12M 23/08; B65D 2501/0081; B65D
81/3841
See application file for complete search history.

FOREIGN PATENT DOCUMENTS

EM 002351668-0003 * 11/2013

* cited by examiner

Primary Examiner — Cynthia Ramirez

Assistant Examiner — Gino Colan

(74) *Attorney, Agent, or Firm* — B. Aaron Schulman,
Esq.; Stites & Harbison, PLLC.

(57) **CLAIM**

The ornamental design for a flask, as shown and described.

DESCRIPTION


FIG. 1 is a front view showing the new design for the flask;
FIG. 2 is a back view of the flask in FIG. 1;
FIG. 3 is a left side view of the flask in FIG. 1;
FIG. 4 is a right side view of the flask in FIG. 1;
FIG. 5 is a top view of the flask in FIG. 1;
FIG. 6 is a bottom view of the flask in FIG. 1; and,
FIG. 7 is a perspective view of the flask in FIG. 1.

1 Claim, 4 Drawing Sheets

(56) **References Cited**

U.S. PATENT DOCUMENTS

D98,270 S *	1/1936	Mcintosh	D9/544
D261,232 S *	10/1981	Grip	D9/520
D416,199 S *	11/1999	Alguire et al.	D9/542
D426,465 S *	6/2000	Harkness	D9/520
D450,247 S *	11/2001	Johnson et al.	D9/542
D495,604 S *	9/2004	Lund et al.	D9/542






FIG. 1




FIG. 2




FIG. 3




FIG. 4

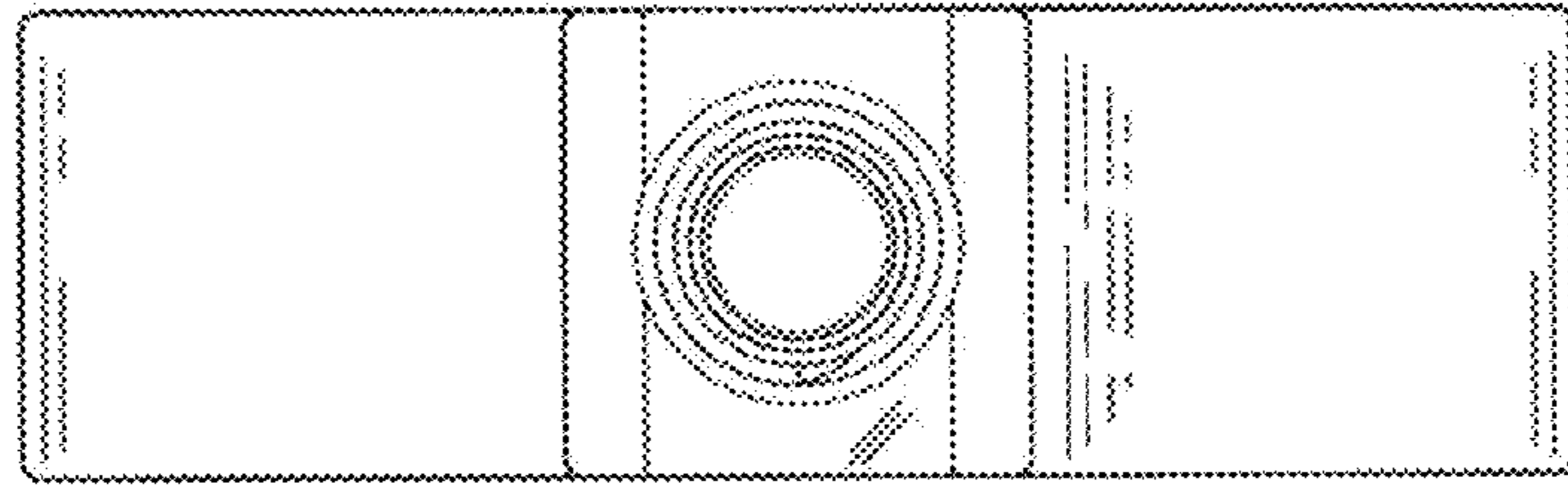


FIG. 5




FIG. 6

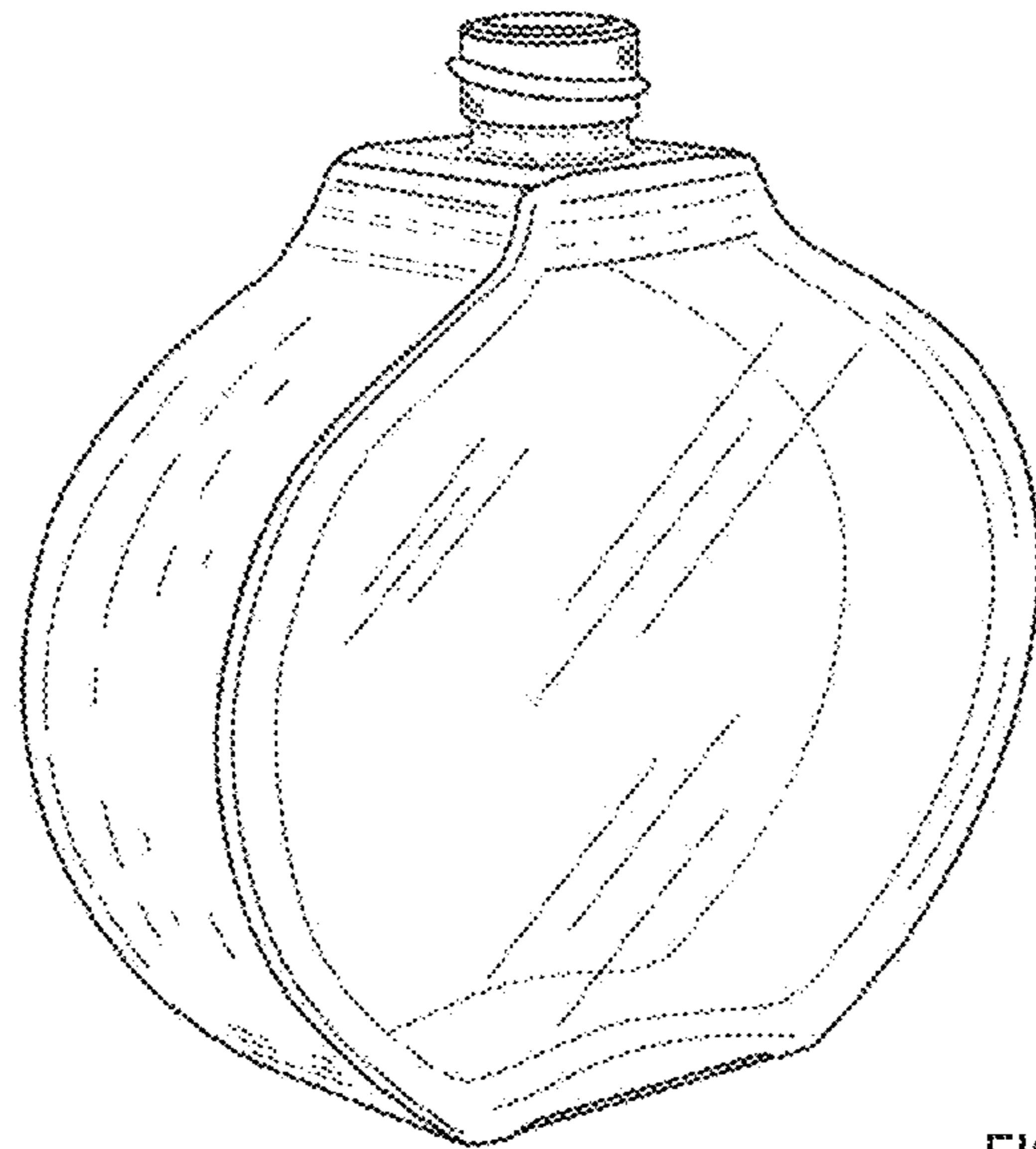


FIG. 7