



US00D792200S

(12) **United States Design Patent**
Baiz et al.

(10) **Patent No.:** **US D792,200 S**

(45) **Date of Patent:** **** Jul. 18, 2017**

- (54) **BULLET LUG NUT CAP**
- (71) Applicant: **ESR PERFORMANCE CORP,**
Miami, FL (US)
- (72) Inventors: **Enrique J Baiz,** Miramar, FL (US);
Oswaldo Izquierdo, Homestead, FL (US)
- (**) Term: **15 Years**
- (21) Appl. No.: **29/546,174**
- (22) Filed: **Nov. 19, 2015**
- (51) **LOC (10) Cl.** **08-08**
- (52) **U.S. Cl.**
USPC **D8/387**
- (58) **Field of Classification Search**
USPC D8/382, 387, 388, 391, 393, 397, 399;
D12/202, 213, 223, 400, 207, 208
CPC F16B 37/00; F16B 37/14; F16B 37/145;
F16B 35/04; F16B 35/06; F16B 41/00;
F16B 41/002; F16B 41/005; B60B 23/06;
B60B 23/08; Y10S 411/91; Y10S
411/914; Y10S 411/915; Y10T 70/5867
See application file for complete search history.

(56) **References Cited**

U.S. PATENT DOCUMENTS

- 1,115,307 A * 10/1914 Guffee F16B 41/002
29/235
- 3,222,976 A * 12/1965 Holman F16B 23/0061
301/35.623
- D225,970 S * 1/1973 O'Donnell D8/387
- 3,817,146 A * 6/1974 Scott F16B 35/044
29/464
- D268,565 S * 4/1983 Mortus D8/397
- D292,780 S * 11/1987 Galask D11/48
- D427,511 S * 7/2000 Weld D8/397
- D460,398 S * 7/2002 Berry D12/213
- D469,345 S * 1/2003 Berry D8/382
- D549,568 S * 8/2007 Schaeffer D8/397

- 7,311,621 B2 * 12/2007 Sullivan F42B 6/08
473/583
- 7,392,674 B1 * 7/2008 Grote F16B 37/14
411/910
- D590,243 S * 4/2009 Bush D8/397
(Continued)

OTHER PUBLICATIONS

112MM Long CNC Machined Forged Steel Extended Spike Bullet Lug Nuts Anodized Aluminum, Image post date: Unknown, Site visited on Dec. 21, 2016, <<https://www.vmsracing.com/products/1-2-20-112mm-long-cnc-machined-forged-steel-extended-lug-nuts-with-anodized-aluminum-bullet-spike?variant=21693370497>>.*
(Continued)

Primary Examiner — Sandra Snapp
Assistant Examiner — Ieisha Price
(74) *Attorney, Agent, or Firm* — Quickpatents, LLC;
Kevin Prince

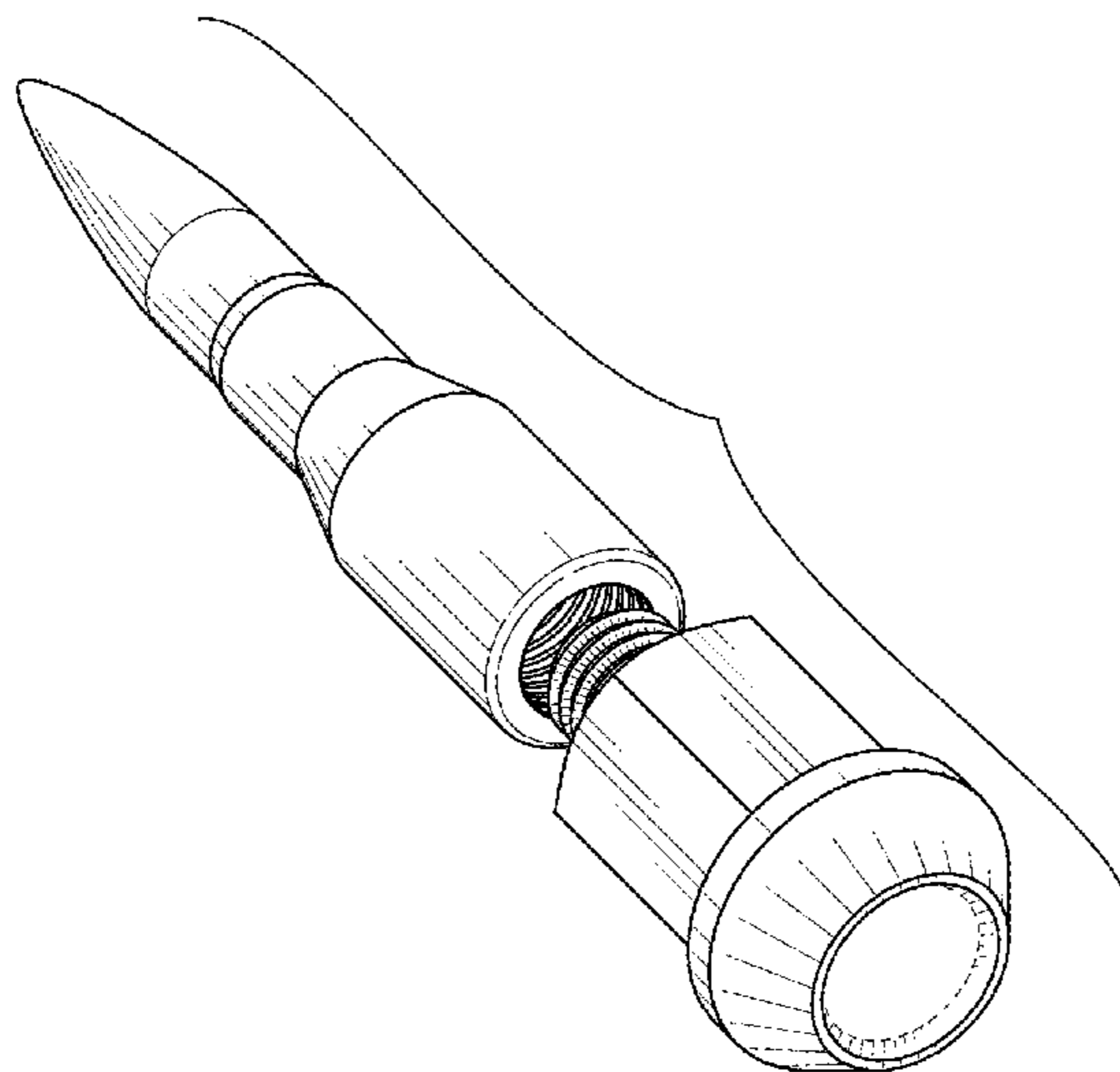
(57) **CLAIM**

The ornamental design for a bullet lug nut cap, as shown and described.

DESCRIPTION

FIG. 1 is a front elevation view of the bullet lug nut cap showing our new design with the rear elevation views being a mirror image of;
FIG. 2 is a top plan view thereof;
FIG. 3 is a bottom plan view thereof;
FIG. 4 is a top, side perspective view thereof;
FIG. 5 is a second top, side perspective view showing the opposite side of FIG. 4;
FIG. 6 is a bottom, side perspective view thereof;
FIG. 7 is a second bottom, side perspective view showing the opposite side of FIG. 6; and,
FIG. 8 is a section cut view, taken along lines 8-8 of FIG. 2. The broken lines in the drawings illustrate portions of the bullet lug nut cap and form no part of the claimed design.

1 Claim, 4 Drawing Sheets



(56)

References Cited

U.S. PATENT DOCUMENTS

D720,208 S * 12/2014 Jordan D8/397
D731,300 S * 6/2015 Vargas D8/397
D738,265 S * 9/2015 McNeeley D12/118
D746,129 S * 12/2015 Kishida D8/399
D786,056 S * 5/2017 Baiz D8/387

OTHER PUBLICATIONS

89MM Long CNC Machined Forged Steel Extended Spike Bullet
Lug Nuts Anodized Aluminum, Image post date: Unknown, Site
visited on Dec. 21, 2016, <<https://www.vmsracing.com/products/1-2-20-89mm-long-cnc-machined-forged-steel-extended-lug-nuts-with-anodized-aluminum-bullet-spike?variant=23183247617>>.*

* cited by examiner

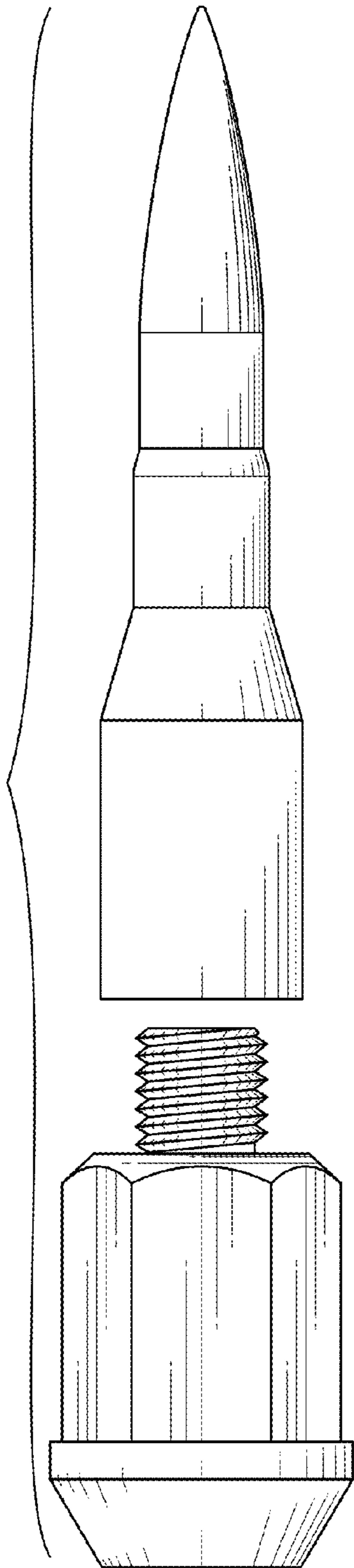


FIG. 1

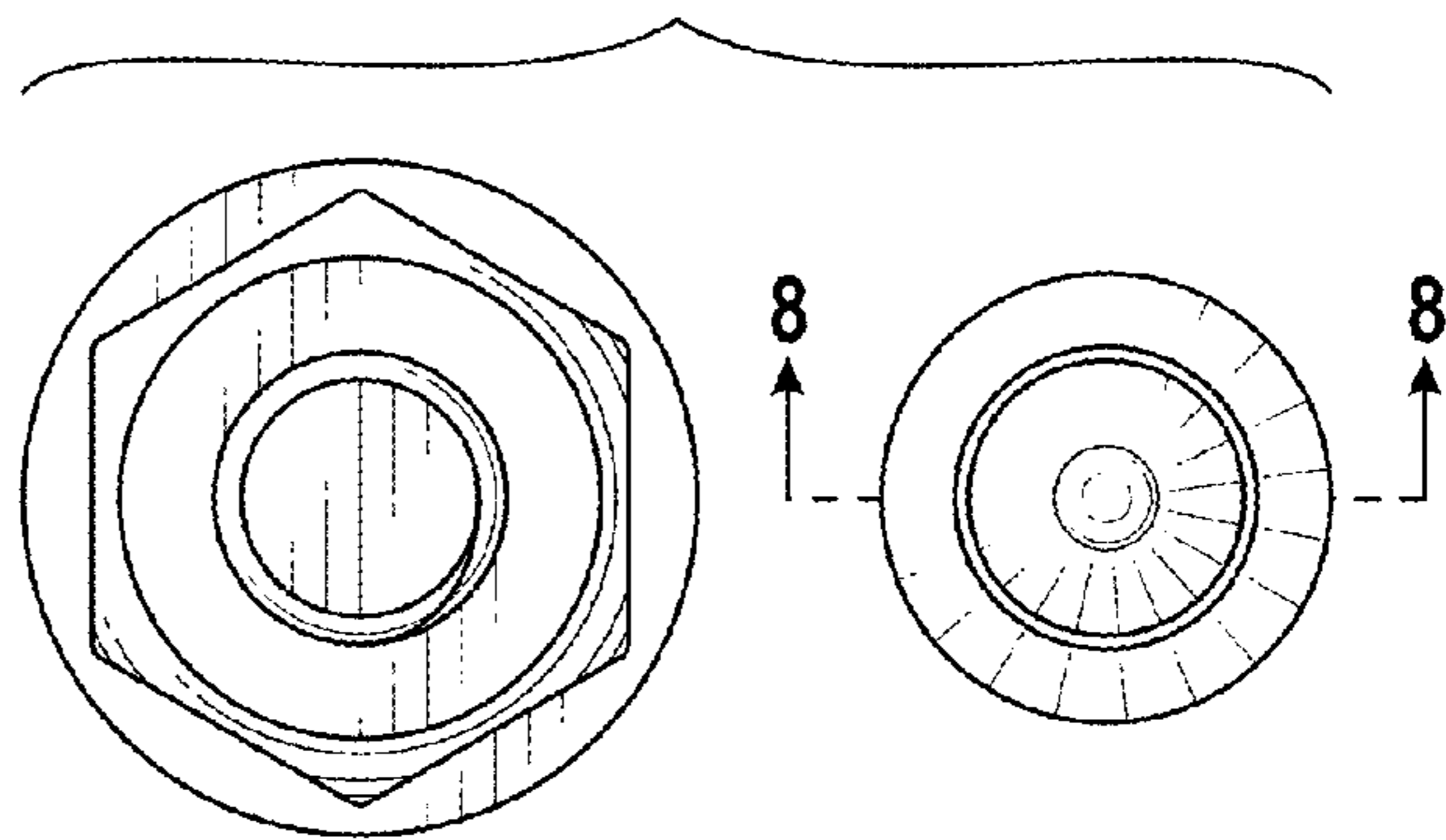


FIG. 2

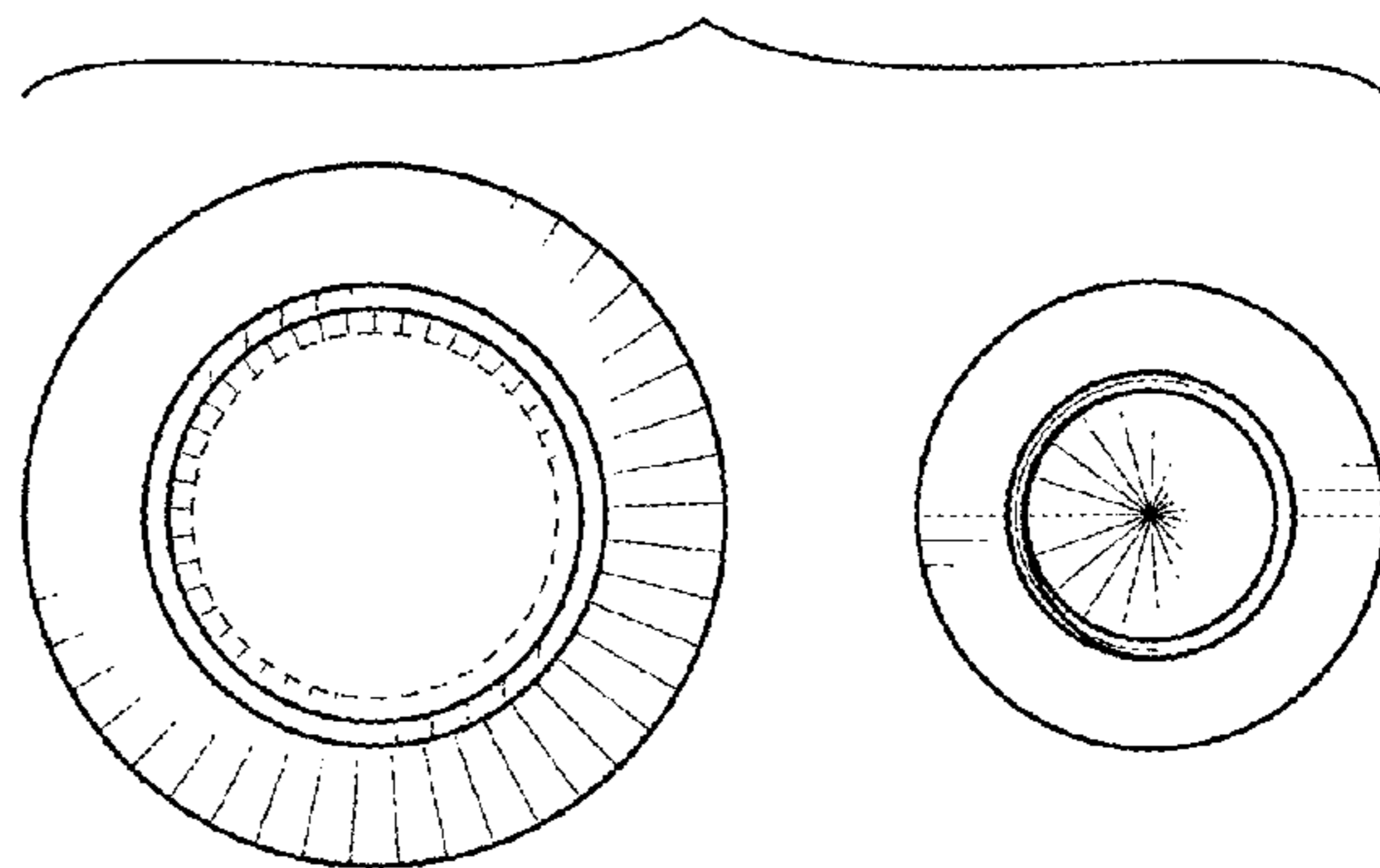


FIG. 3

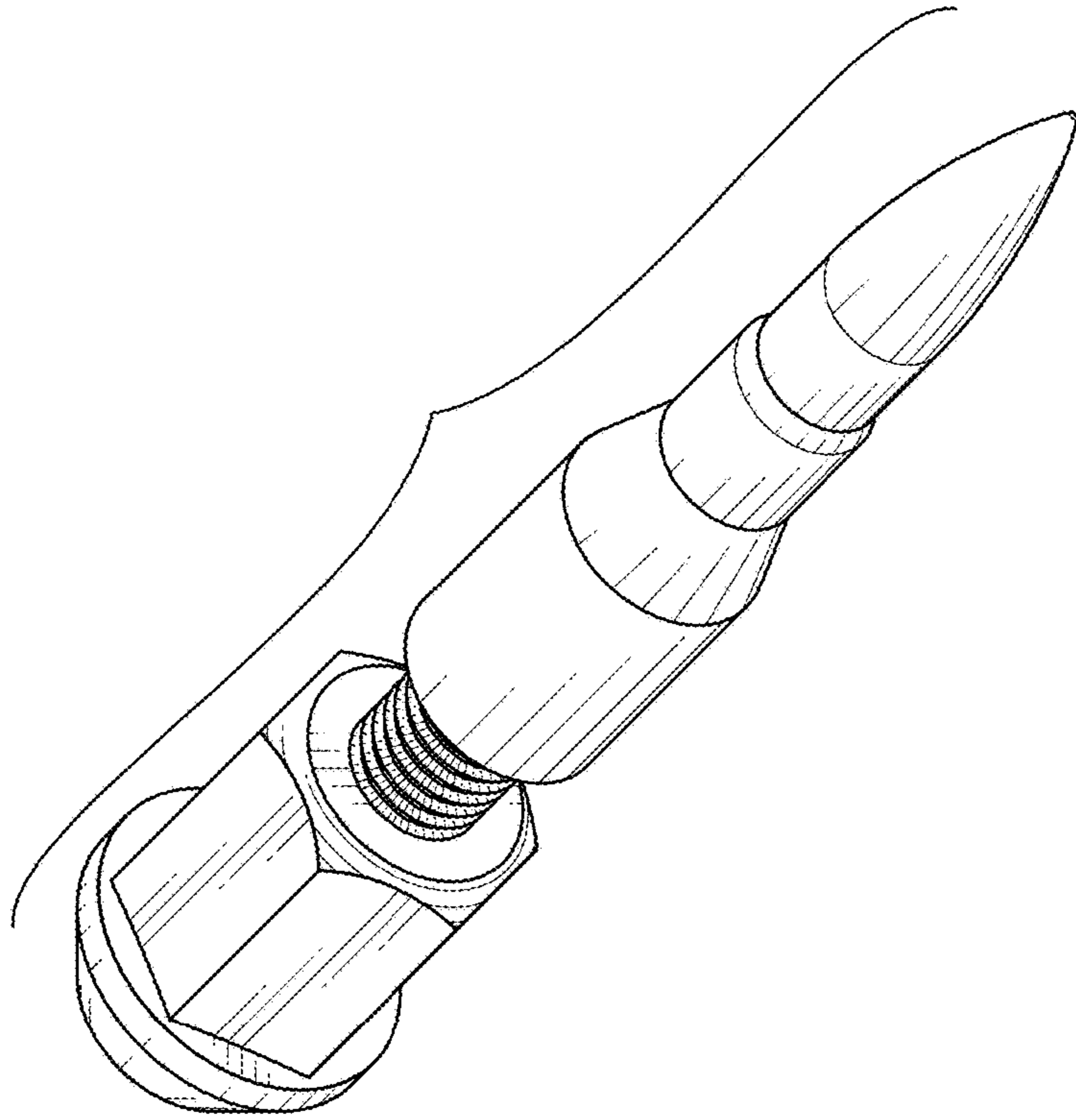


FIG. 4

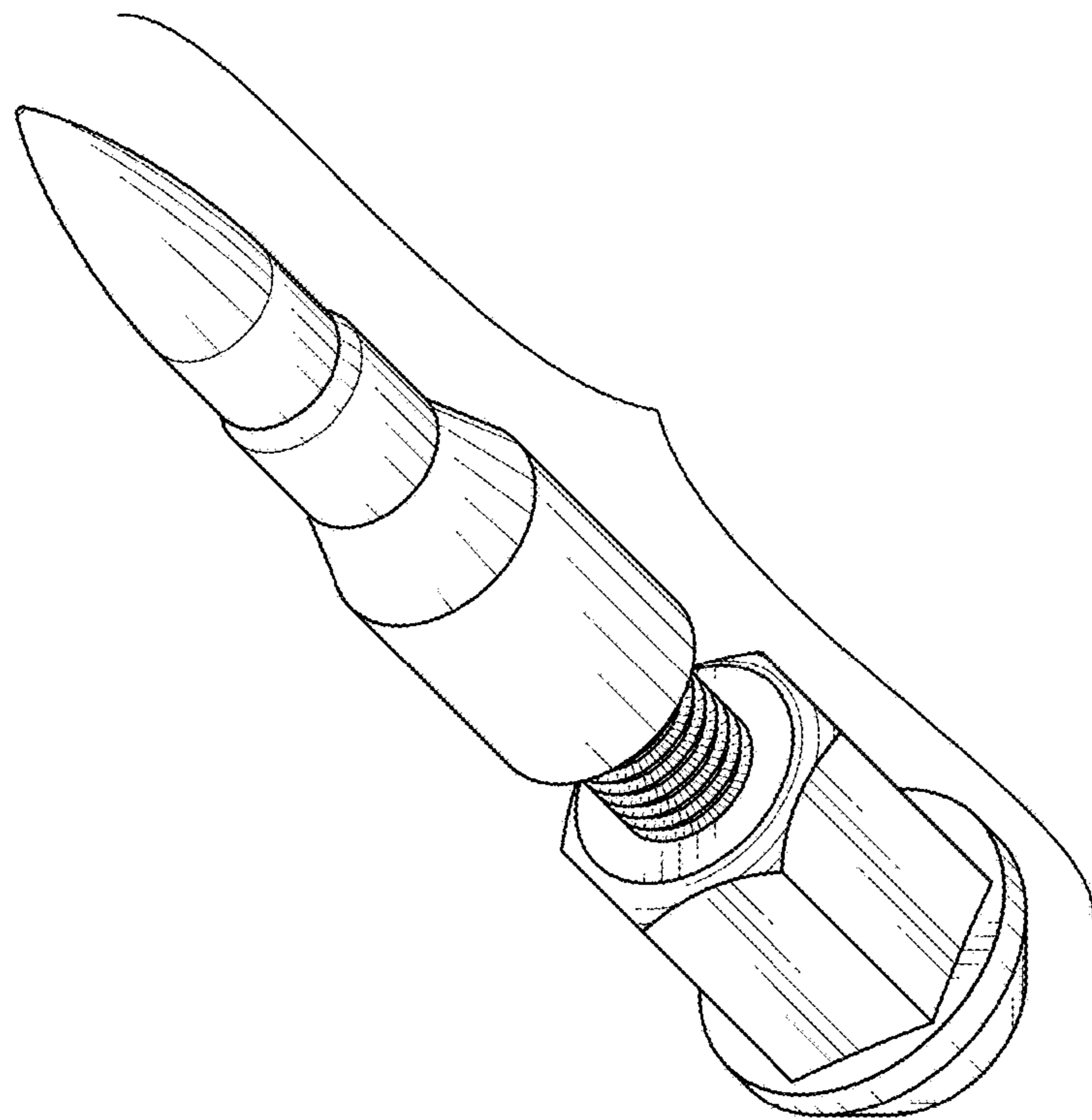


FIG. 5

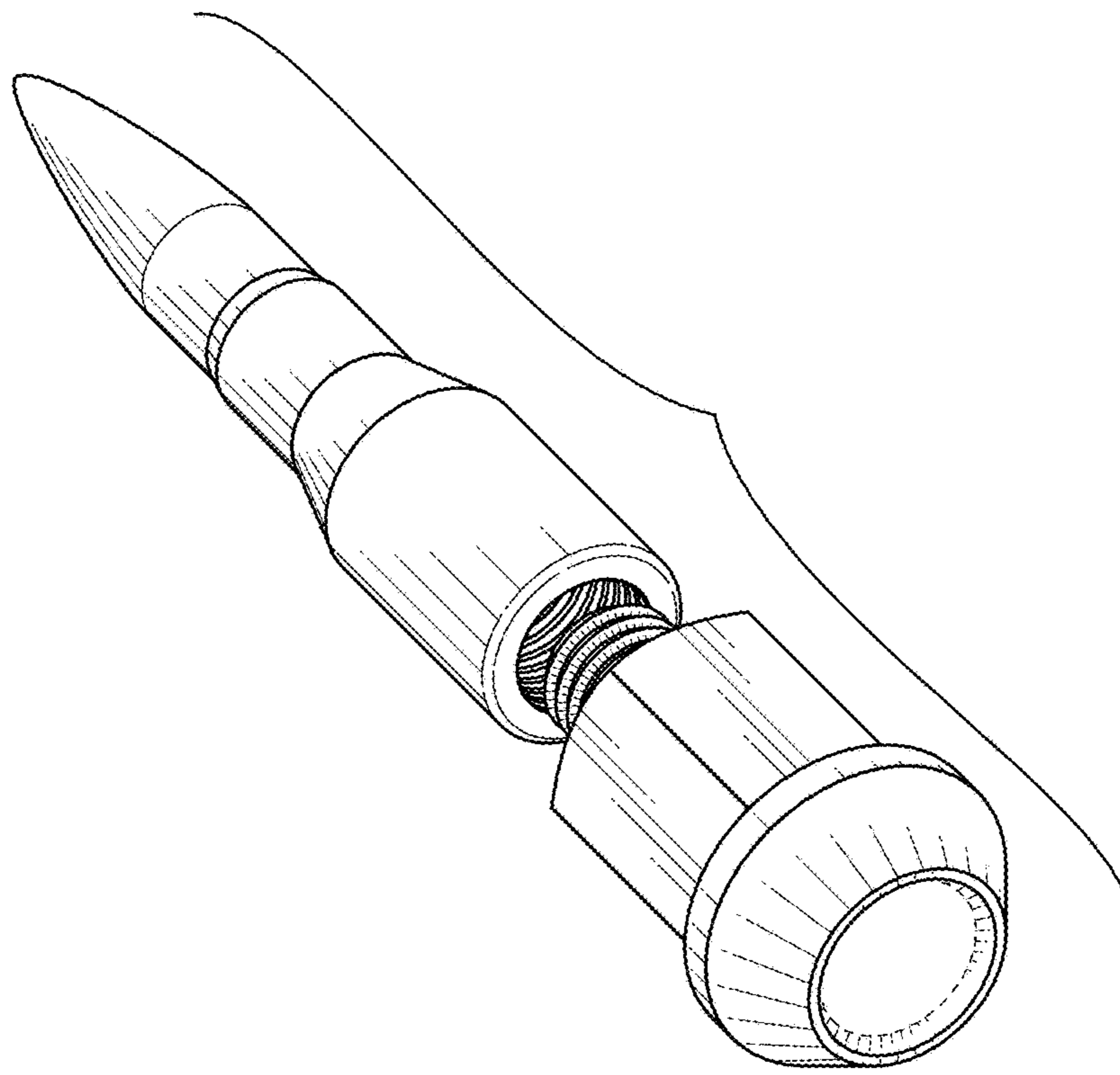


FIG. 6

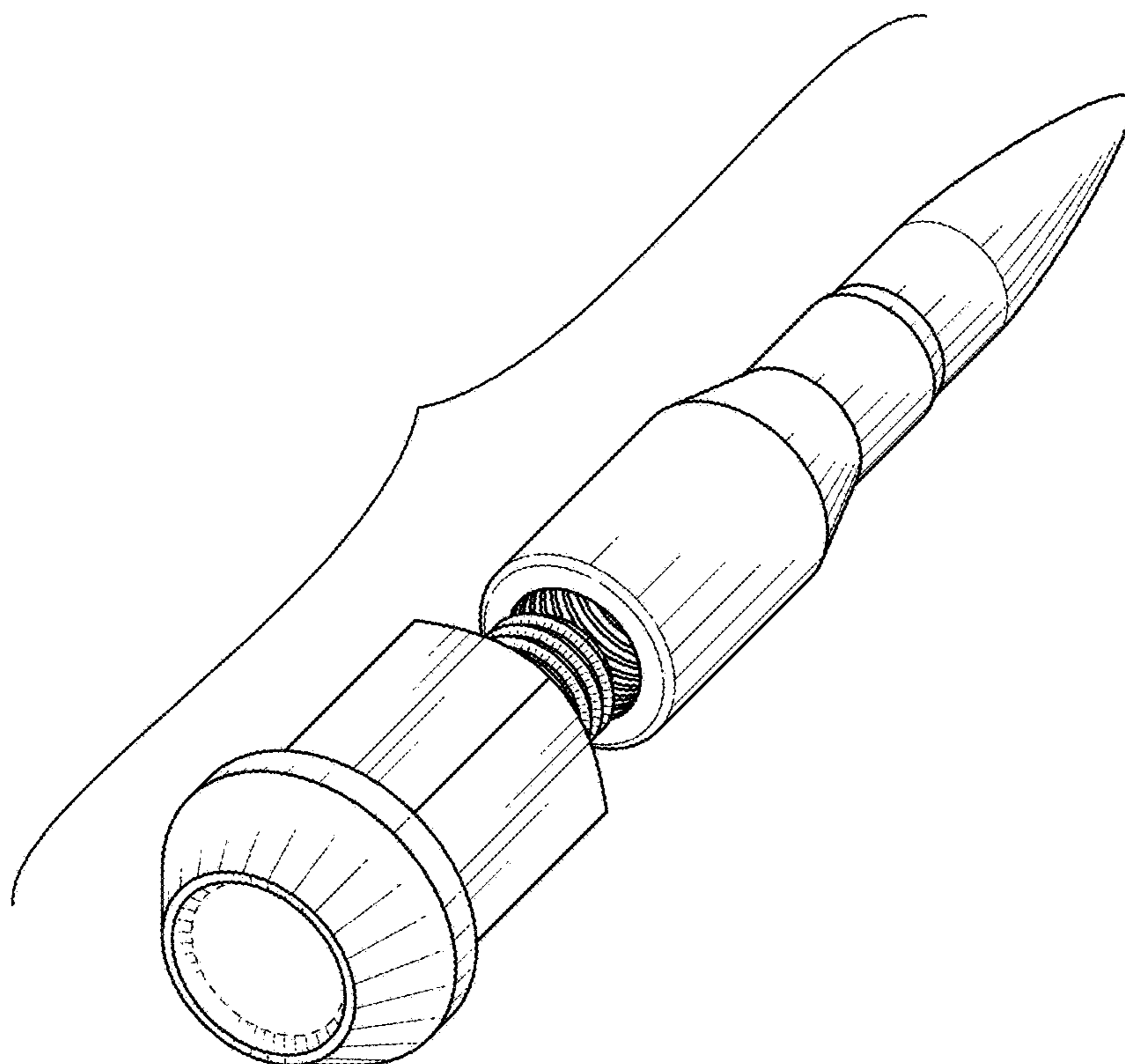


FIG. 7

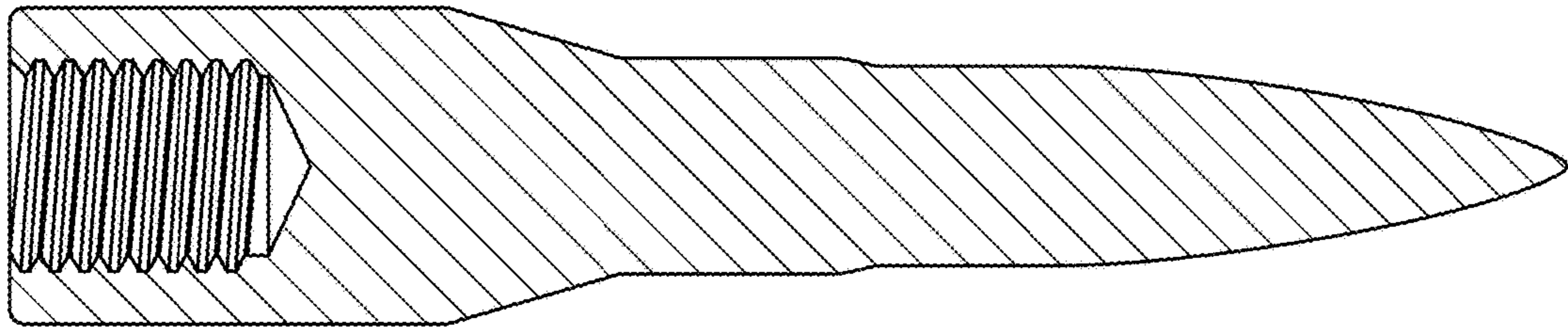


FIG. 8