



US00D792187S

(12) **United States Design Patent**  
**Hilliaho et al.**

(10) **Patent No.:** **US D792,187 S**  
(45) **Date of Patent:** **\*\* Jul. 18, 2017**

(54) **DOOR AND WINDOW HANDLE**  
(71) Applicants: **Esa Hilliaho**, Valkeala (FI); **Lauri Hurri**, Kouvola (FI)  
(72) Inventors: **Esa Hilliaho**, Valkeala (FI); **Lauri Hurri**, Kouvola (FI)  
(73) Assignee: **LUMON INVEST OY**, Kouvola (FI)  
(\*\*) Term: **15 Years**

D249,224 S *	9/1978	Spellier .....	D8/313
D275,867 S *	10/1984	Lazzara .....	D20/43
D375,671 S *	11/1996	Heithe .....	D8/301
D405,346 S *	2/1999	Heithe .....	D8/301
D486,908 S *	2/2004	Himbert .....	D24/113
D510,602 S *	10/2005	Wasilko .....	D20/44
D511,548 S *	11/2005	Wamsley .....	D20/43
D658,049 S *	4/2012	Boucher-Gagne .....	D8/394
D659,526 S *	5/2012	Boucher-Gagne .....	D8/395
D673,223 S *	12/2012	White .....	D20/43
D742,208 S *	11/2015	Charette .....	D8/373
D742,969 S *	11/2015	White .....	D20/43

(21) Appl. No.: **29/558,083**

(22) Filed: **Mar. 15, 2016**

(30) **Foreign Application Priority Data**

Sep. 16, 2015 (EM) ..... 002773176-0001

(51) **LOC (10) Cl.** ..... **08-06**

(52) **U.S. Cl.**  
USPC ..... **D8/307**

(58) **Field of Classification Search**  
USPC ..... D8/302, 305, 307, 311, 315, 353, 394,  
D8/397; D25/107, 121, 250  
CPC ..... A47B 95/02; E05B 1/0015; E05B 1/00  
See application file for complete search history.

(56) **References Cited**

**U.S. PATENT DOCUMENTS**

D166,862 S *	5/1952	Mason .....	D8/302
D242,597 S *	12/1976	Gamus .....	292/DIG. 53

\* cited by examiner

*Primary Examiner* — Mark Goodwin

*Assistant Examiner* — Melvin Davis

(74) *Attorney, Agent, or Firm* — Klauber & Jackson LLC

(57) **CLAIM**

The ornamental design for a door and window handle, as shown and described.

**DESCRIPTION**

FIG. 1 is a top, front and left side perspective view of a door and window handle of our new design;  
FIG. 2 is a top, rear and left side perspective view thereof;  
FIG. 3 is a rear view thereof;  
FIG. 4 is a front view thereof;  
FIG. 5 is a left side view thereof;  
FIG. 6 is a right side view thereof; and,  
FIG. 7 is a bottom view thereof.

**1 Claim, 7 Drawing Sheets**

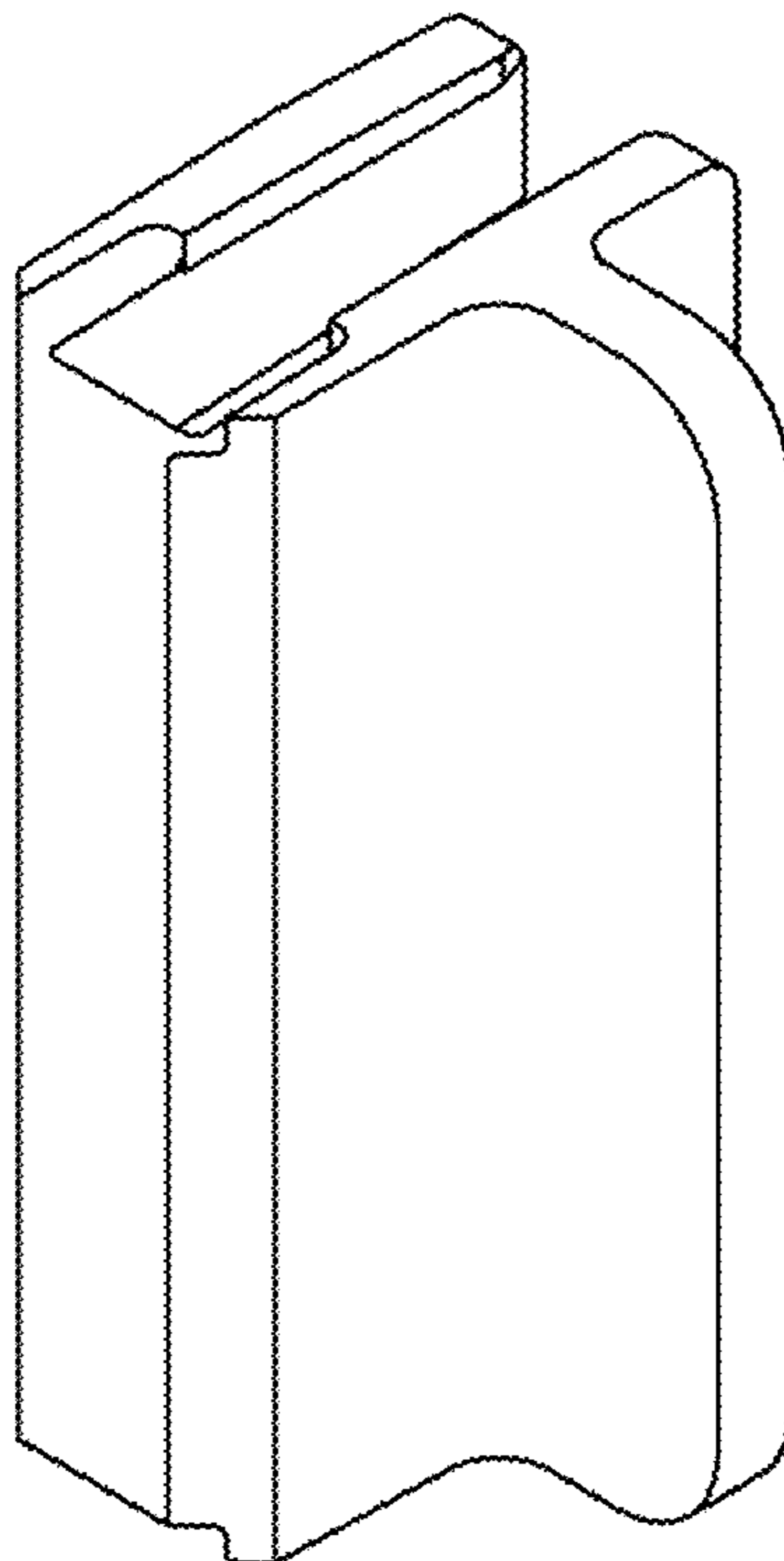


FIG. 1

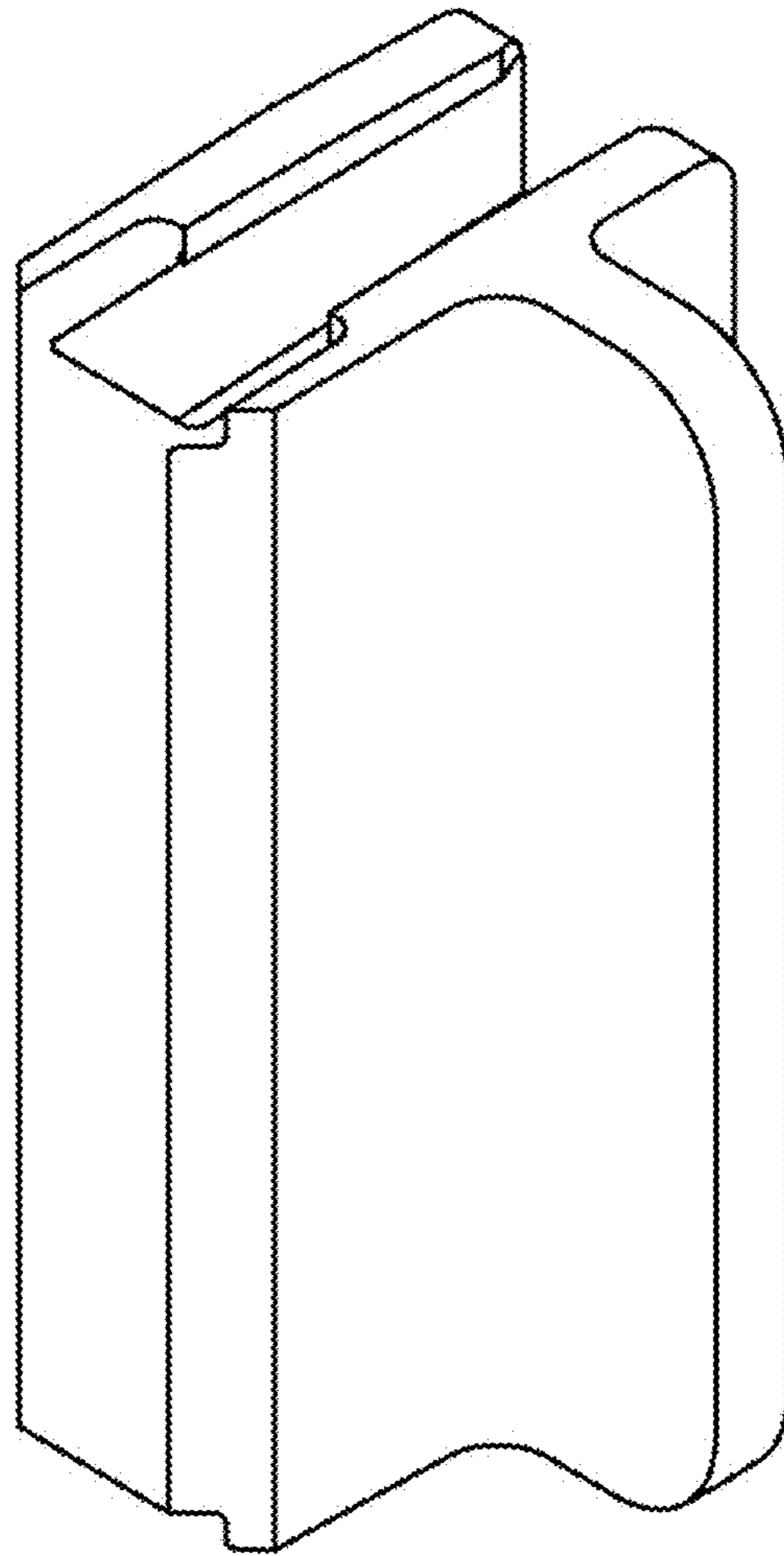


FIG. 2




FIG. 3

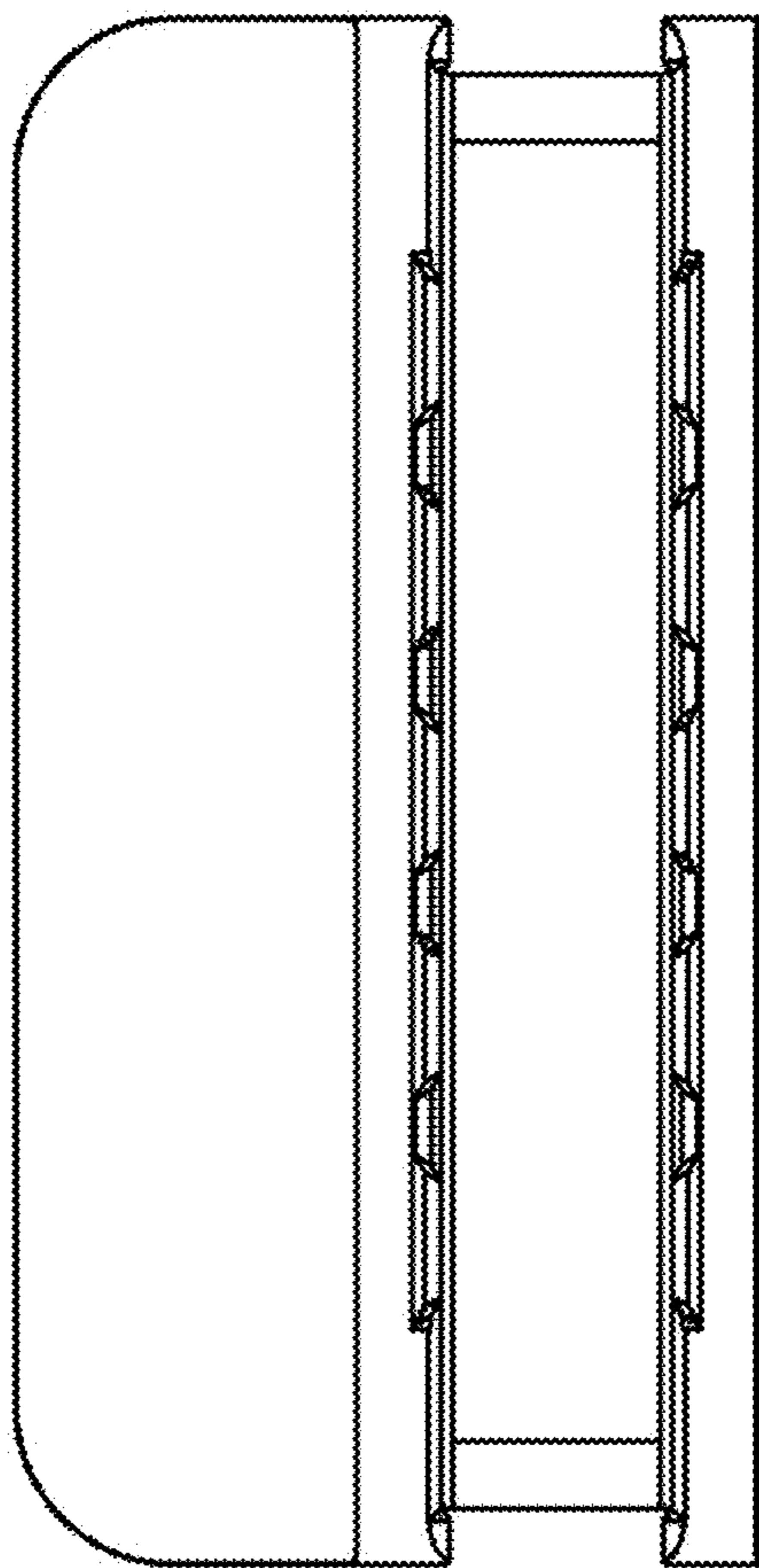


FIG. 4




FIG. 5




FIG. 6




FIG. 7

