



US00D792183S

(12) **United States Design Patent**  
**Miller et al.**

(10) **Patent No.:** **US D792,183 S**  
(45) **Date of Patent:** **\*\* Jul. 18, 2017**

(54) **TOOL HOLDER**

(71) Applicant: **Poppin, Inc.**, New York, NY (US)

(72) Inventors: **Jeffrey Frederick Miller**, New York, NY (US); **Matteo Bonacina**, Astoria, NY (US); **Adrian Gomez**, Edgewater, NJ (US); **Francesca Pezze**, Brooklyn, NY (US)

(73) Assignee: **Poppin, Inc.**, New York, NY (US)

(\*\*) Term: **14 Years**

(21) Appl. No.: **29/507,785**

(22) Filed: **Oct. 30, 2014**

(51) **LOC (10) Cl.** ..... **08-05**

(52) **U.S. Cl.**  
USPC ..... **D8/71**

(58) **Field of Classification Search**  
USPC ..... 248/218.4, 219.2; D6/323, 400, 553, D6/569; 24/227, 221; 211/24, 60.1, 69, 211/70.6; D15/133, 140; D8/71, 373; D21/304; D19/23, 76, 84  
CPC ..... B25H 3/00; B25H 1/00  
See application file for complete search history.

(56) **References Cited**

**U.S. PATENT DOCUMENTS**

4,167,264 A \* 9/1979 Kretzmeir ..... B25H 3/04  
269/16  
D322,631 S \* 12/1991 Jin ..... D19/77

D598,127 S \* 8/2009 Lea ..... D24/227  
D610,265 S \* 2/2010 Lea ..... D24/227  
D645,156 S \* 9/2011 Reitze ..... D24/227  
D645,274 S \* 9/2011 Terada ..... D6/682.6  
8,221,297 B2 \* 7/2012 Faust ..... A47F 5/0807  
211/70.6  
2014/0190861 A1 \* 7/2014 Carrel ..... A61M 5/002  
206/518

\* cited by examiner

*Primary Examiner* — Lakiya Rogers

*Assistant Examiner* — Harold E Blackwell, II

(74) *Attorney, Agent, or Firm* — K&L Gates LLP

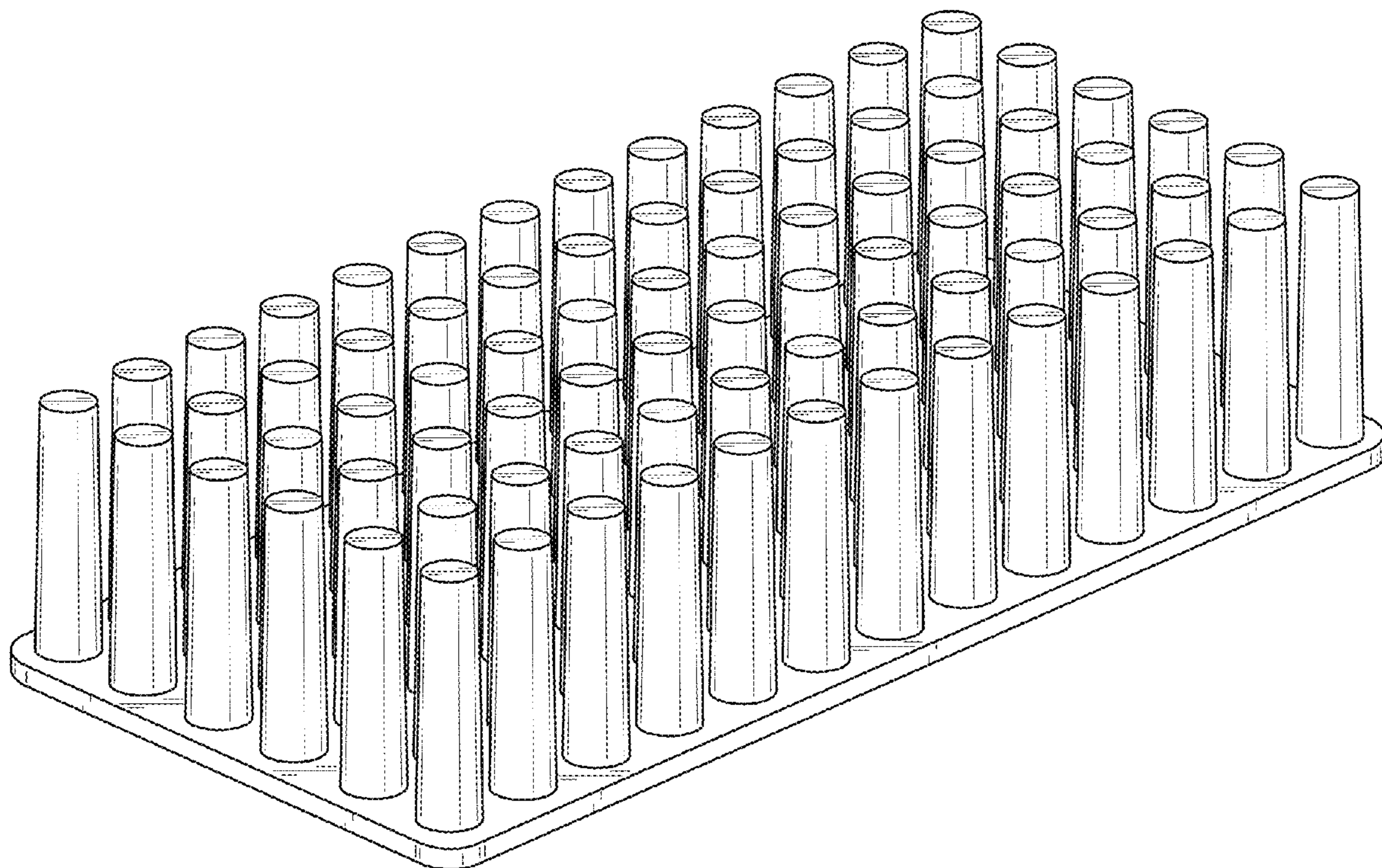
(57) **CLAIM**

The ornamental design for a tool holder, as shown and described.

**DESCRIPTION**

FIG. 1 illustrates a perspective view of a tool holder; FIG. 2 illustrates a right side elevation view thereof; FIG. 3 illustrates a left side elevation view thereof; FIG. 4 illustrates a front elevation view thereof; FIG. 5 illustrates a back elevation view thereof; FIG. 6 illustrates a top plan view thereof; and, FIG. 7 illustrates a bottom plan view thereof.

**1 Claim, 6 Drawing Sheets**



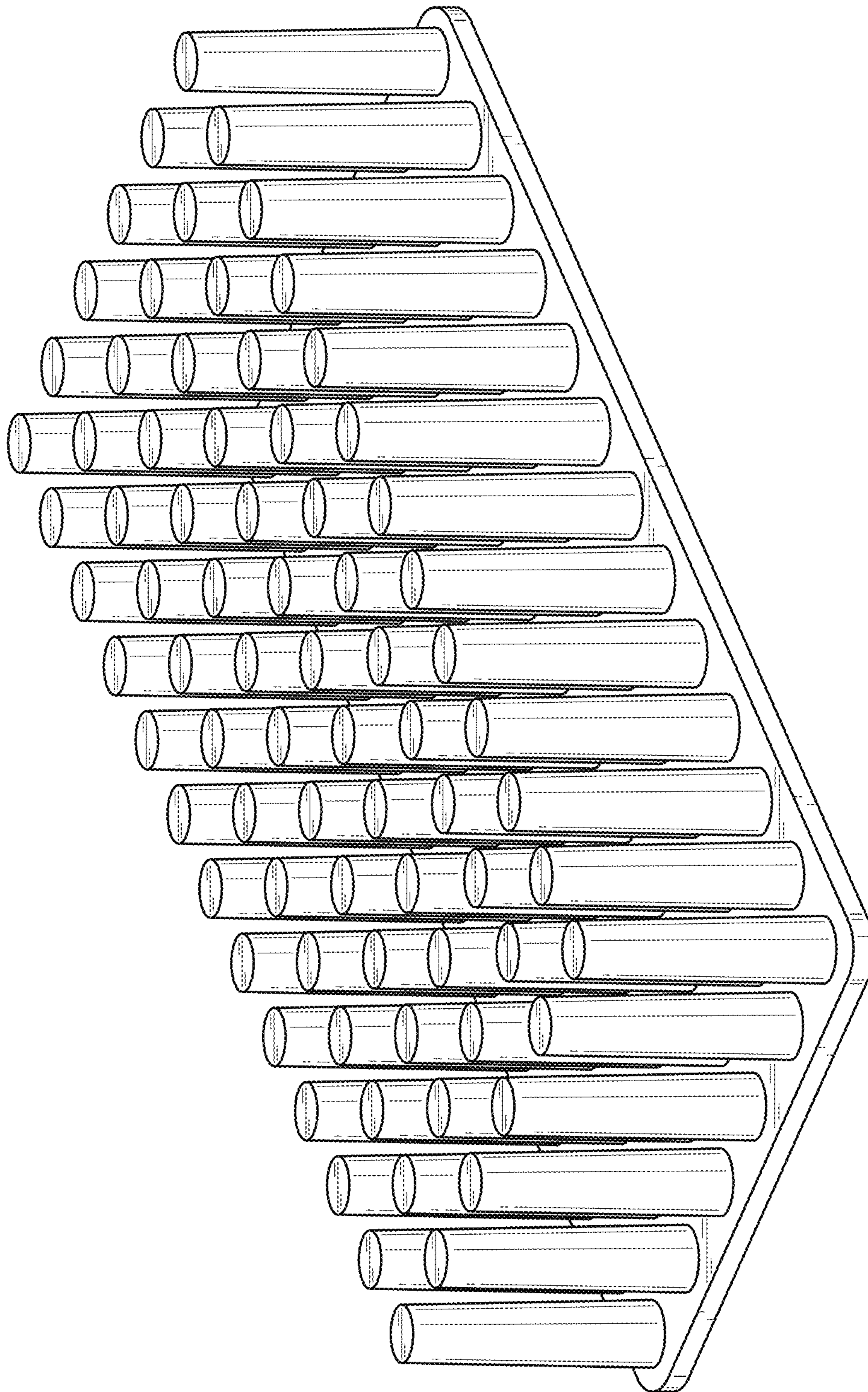


FIG. 1

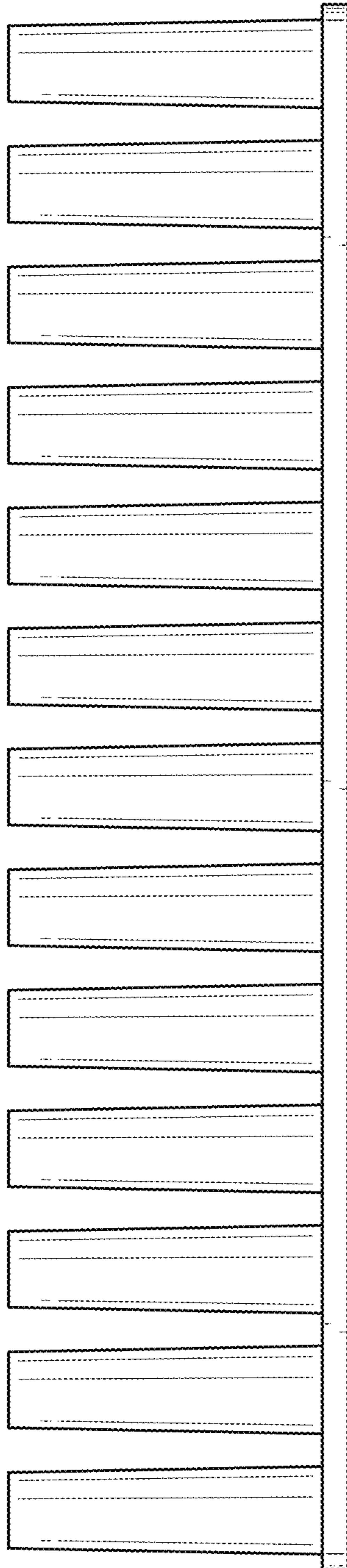


FIG. 2

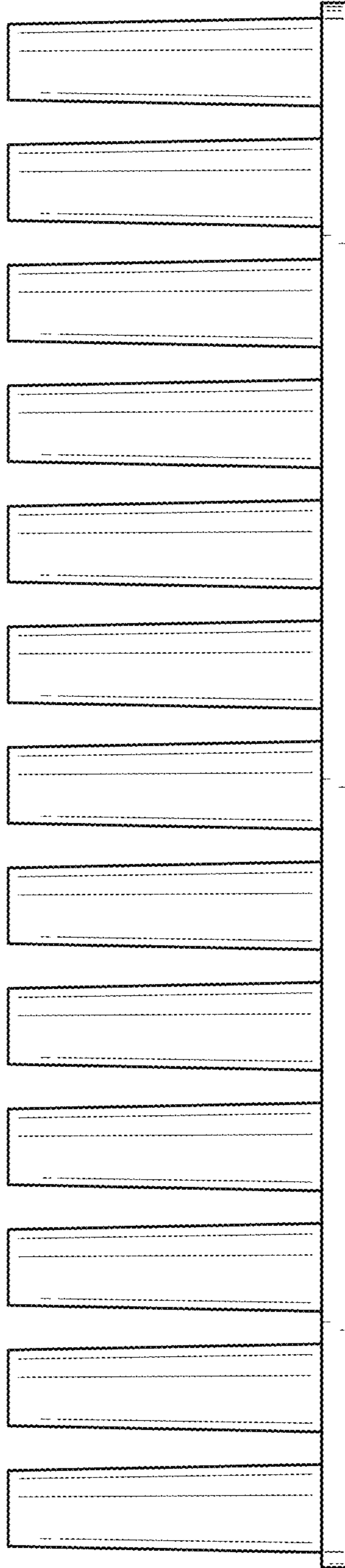


FIG. 3

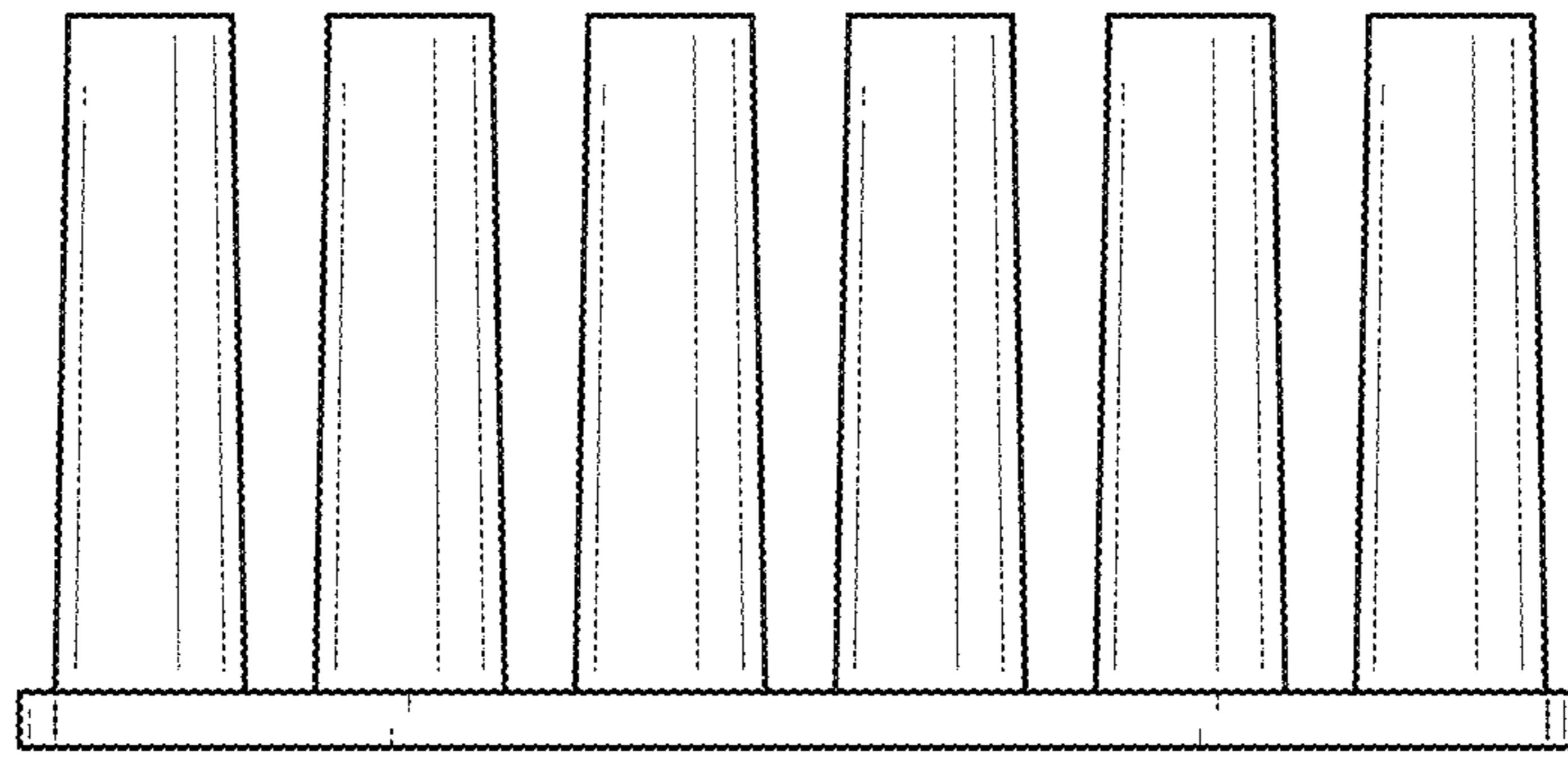


FIG. 4

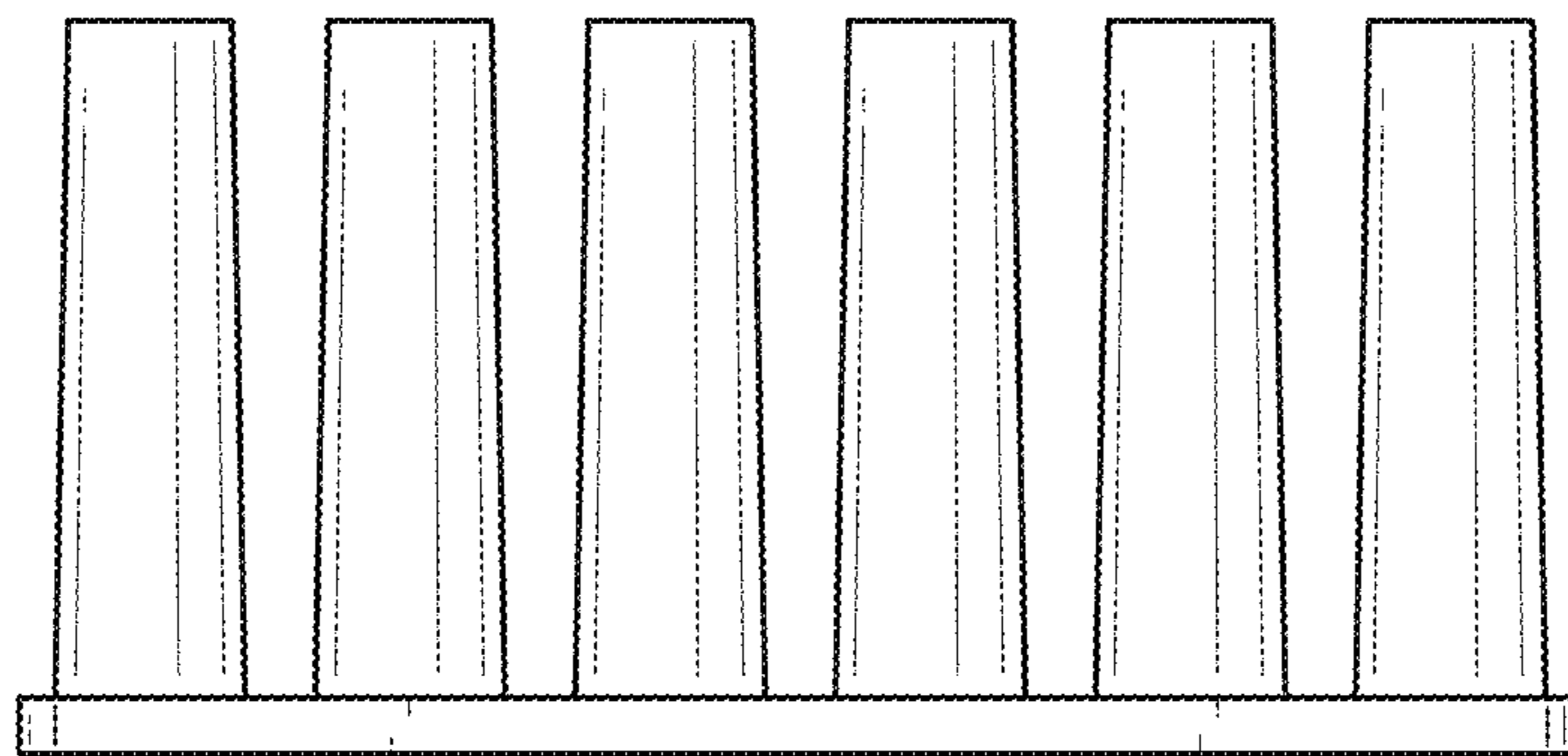


FIG. 5




FIG. 6




FIG. 7