



US00D792180S

(12) **United States Design Patent**
Reda

(10) **Patent No.:** **US D792,180 S**
(45) **Date of Patent:** **** Jul. 18, 2017**

(54) **REACHER**
(71) Applicant: **Yunga Tart LLC**, Edina, MN (US)
(72) Inventor: **Kareem Reda**, Minnetonka, MN (US)
(73) Assignee: **YUNGA TART LLC**, Edina, MN (US)
(**) Term: **15 Years**
(21) Appl. No.: **29/566,653**

(22) Filed: **Jun. 1, 2016**
(51) **LOC (10) Cl.** **08-05**
(52) **U.S. Cl.**
USPC **D8/51**
(58) **Field of Classification Search**
USPC D8/4, 5, 51-60
CPC B25J 1/04; B25J 1/06; B25J 13/02; B25B
9/00; E01H 1/12
See application file for complete search history.

(56) **References Cited**

U.S. PATENT DOCUMENTS

D298,728 S * 11/1988 Bergkvist D8/51
6,257,634 B1 * 7/2001 Wei E01H 1/12
294/111
6,508,496 B1 * 1/2003 Huang E01H 1/12
294/115
D582,233 S * 12/2008 Bensussan D8/51
D591,120 S * 4/2009 Buzby D8/51
D591,121 S * 4/2009 Buzby D8/51

D604,577 S * 11/2009 Bensussan D8/51
D617,619 S * 6/2010 Bensussan D8/51
8,061,751 B2 * 11/2011 Hatcher B25G 1/04
294/115
D655,589 S * 3/2012 Owens D8/51
8,777,287 B2 * 7/2014 Ludwig B25J 1/04
294/111
2010/0102583 A1 * 4/2010 McCoy B25J 1/04
294/107
2014/0035305 A1 * 2/2014 Ludwig B25J 1/04
294/200

* cited by examiner

Primary Examiner — Deanna L Pratt

(74) *Attorney, Agent, or Firm* — Westman, Champlin & Koehler, P.A.; Z. Peter Sawicki

(57) **CLAIM**

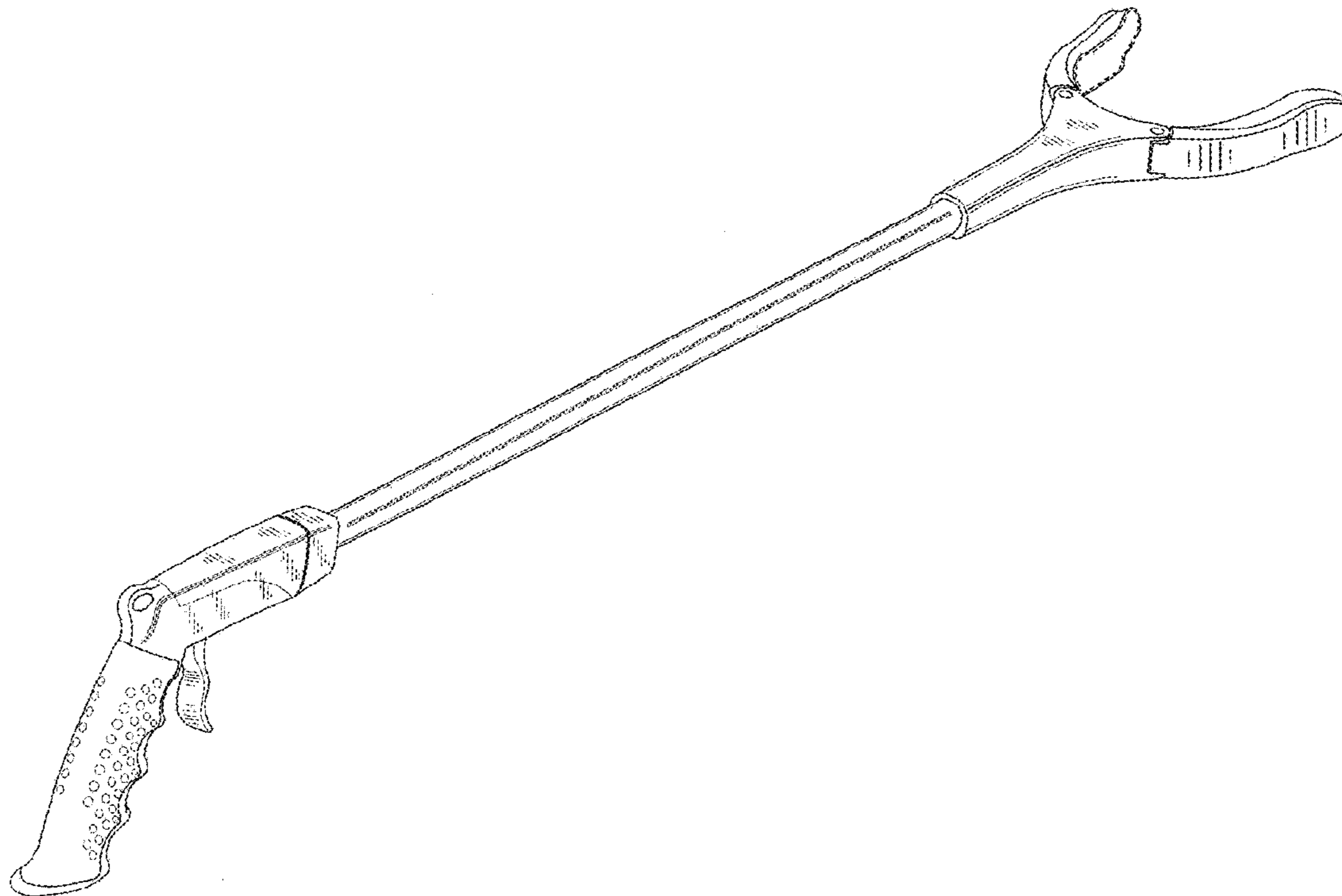
The ornamental design for a reacher, as shown and described.

DESCRIPTION

FIG. 1 is a perspective view of a reacher;
FIG. 2 is a top view of the reacher;
FIG. 3 is a bottom view of the reacher;
FIG. 4 is a left side view of the reacher;
FIG. 5 is a right side view of the reacher;
FIG. 6 is a front view of the reacher; and,
FIG. 7 is a back view of the reacher.

The broken lines shown in FIGS. 1 and 6 of the drawings illustrate the bounds of the claimed design and form no part thereof.

1 Claim, 4 Drawing Sheets



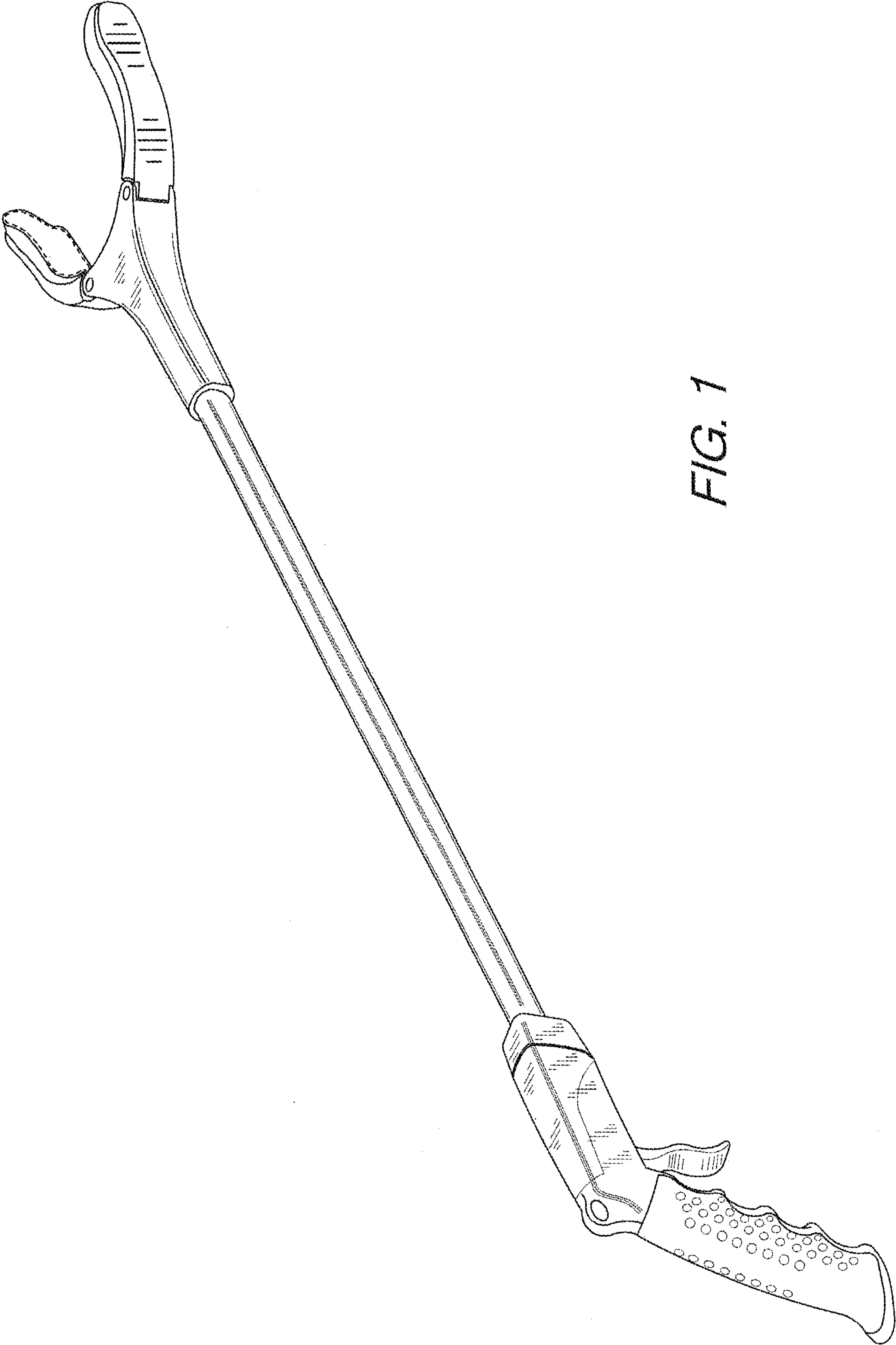


FIG. 1

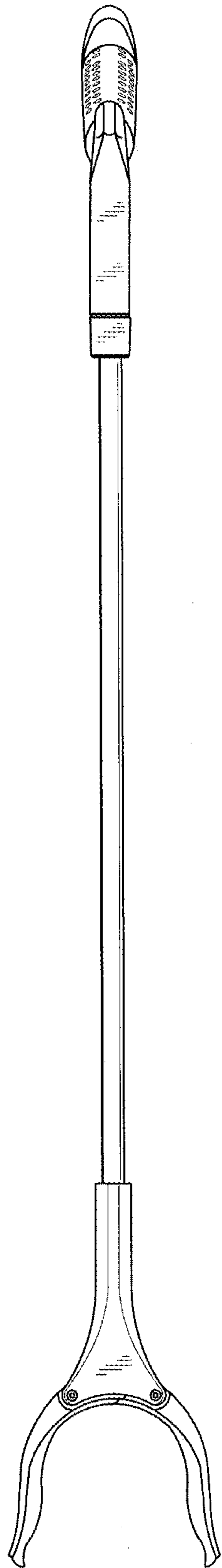


FIG. 2

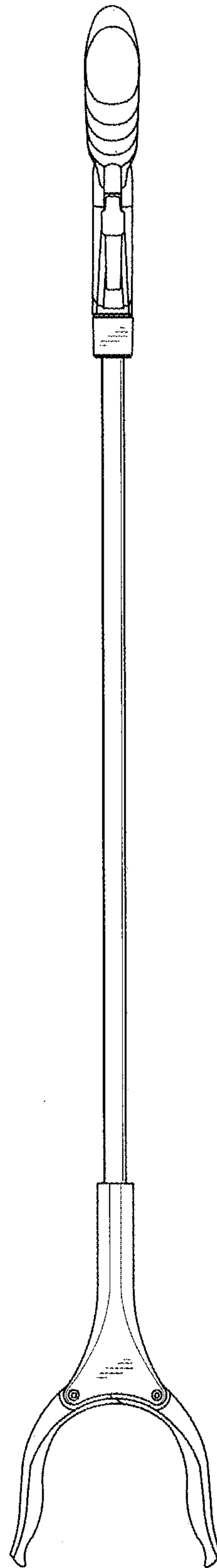


FIG. 3

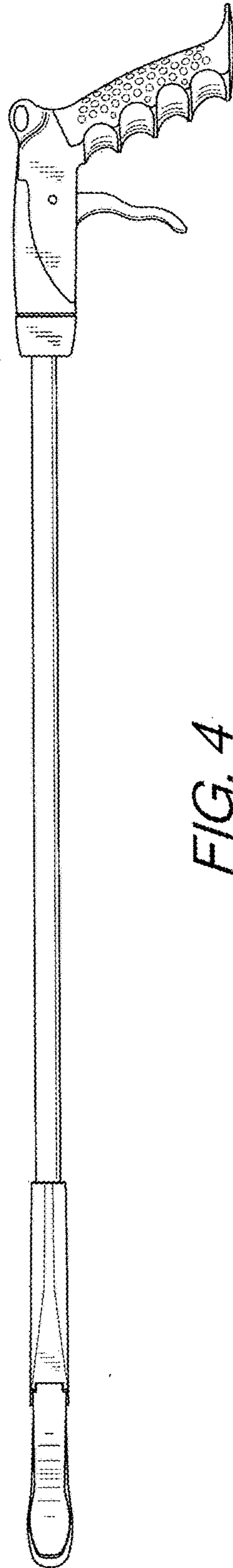


FIG. 4

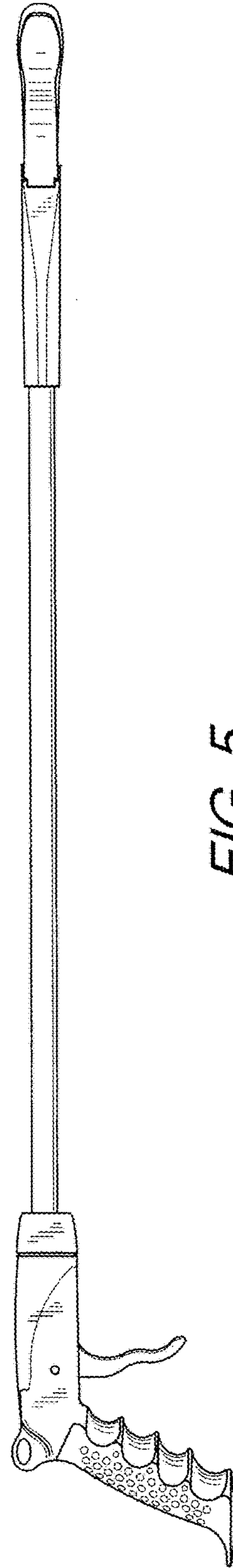


FIG. 5

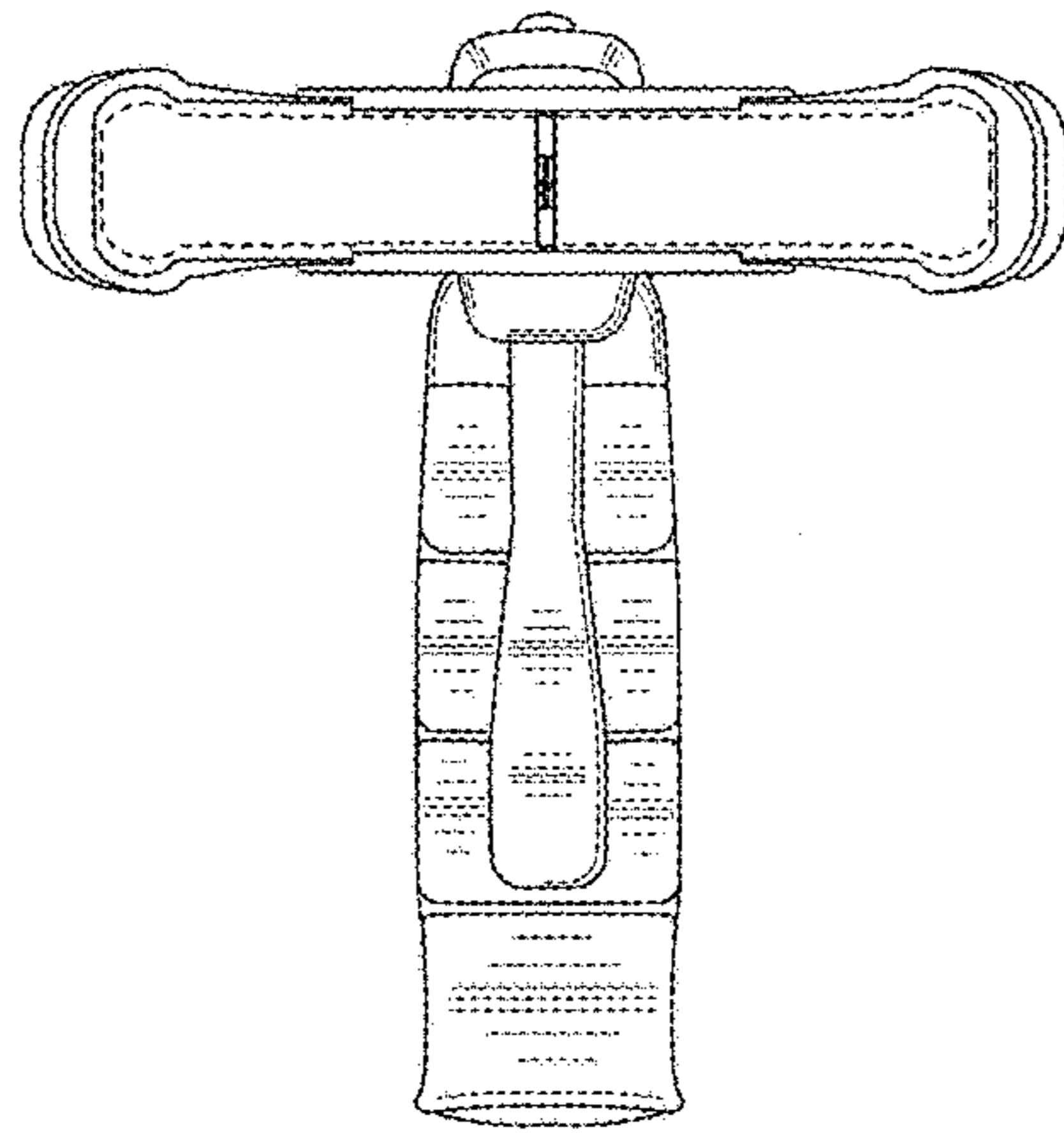


FIG. 6

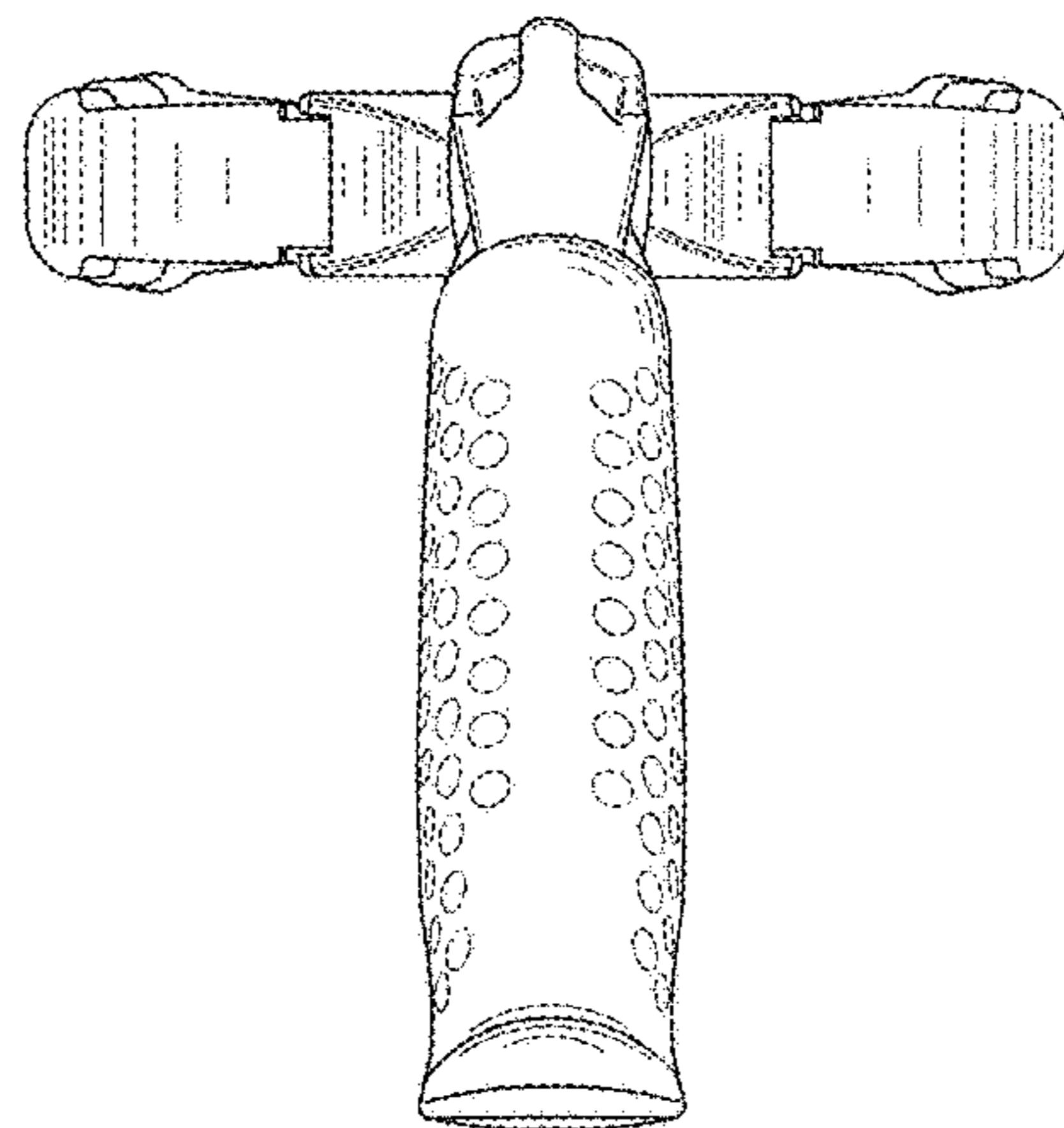


FIG. 7