



US00D792172S

(12) **United States Design Patent** (10) **Patent No.:** **US D792,172 S**
Romanova (45) **Date of Patent:** **** Jul. 18, 2017**

(54) **KITCHEN UTENSIL** 5,904,090 A * 5/1999 Lillelund F26B 5/08
 210/360.1
 (71) Applicant: **DKB Household UK Limited,** D572,984 S * 7/2008 Jossem D7/665
 Hampshire (GB) D608,603 S * 1/2010 Hauser D7/665
 2007/0256315 A1 * 11/2007 Wong A47J 43/24
 34/58

(72) Inventor: **Natalia Vadimovna Romanova,**
 London (GB)

* cited by examiner

(73) Assignee: **DKB Household UK Limited,**
 Hampshire (GB)

Primary Examiner — Terry Wallace

(74) *Attorney, Agent, or Firm* — Dorsey & Whitney LLP

(**) Term: **15 Years**

(21) Appl. No.: **29/545,426**

(57) **CLAIM**

(22) Filed: **Nov. 12, 2015**

The ornamental design for a kitchen utensil, as shown and described.

(30) **Foreign Application Priority Data**

May 15, 2015 (EM) 002701706-0003

(51) **LOC (10) Cl.** **07-04**

(52) **U.S. Cl.**
 USPC **D7/666**

(58) **Field of Classification Search**
 USPC D7/666, 669, 368, 393, 394, 412;
 D8/300; D6/546
 CPC A47J 43/24; A47J 43/0727; F26B 5/08
 See application file for complete search history.

DESCRIPTION

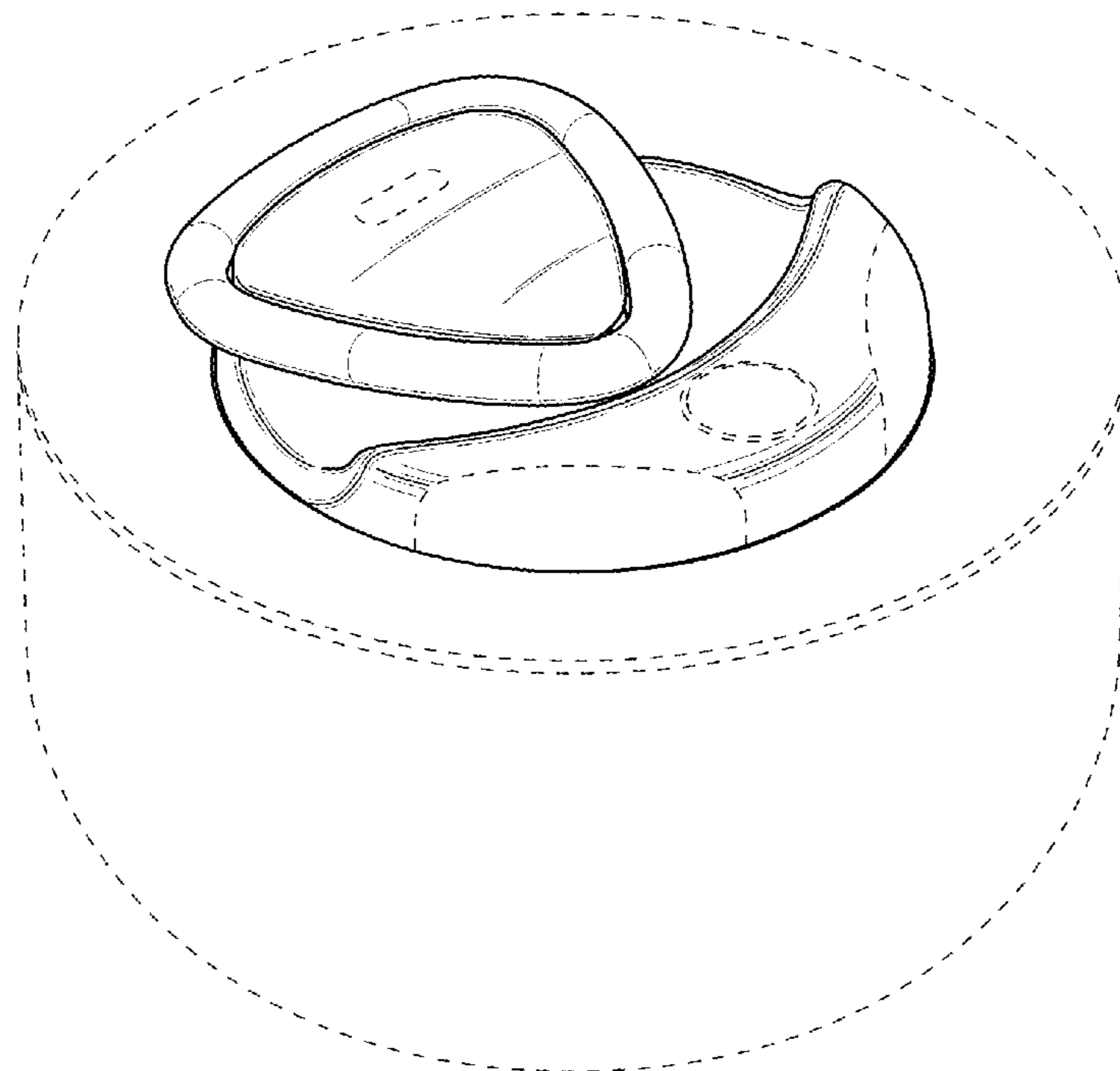
FIG. 1 is a top-front-left isometric view of a kitchen utensil in accordance with the present design;
 FIG. 2 is a top-rear-right isometric view thereof;
 FIG. 3 is a front view thereof;
 FIG. 4 is a rear view thereof.
 FIG. 5 is a right side view thereof;
 FIG. 6 is a left side view thereof; and,
 FIG. 7 is top view thereof.
 The broken lines illustrate features of the kitchen utensil that form no part of the claimed design.

(56) **References Cited**

U.S. PATENT DOCUMENTS

D260,346 S * 8/1981 Lebowitz D7/380
 5,865,109 A * 2/1999 Bull A47J 43/24
 210/360.1

1 Claim, 7 Drawing Sheets



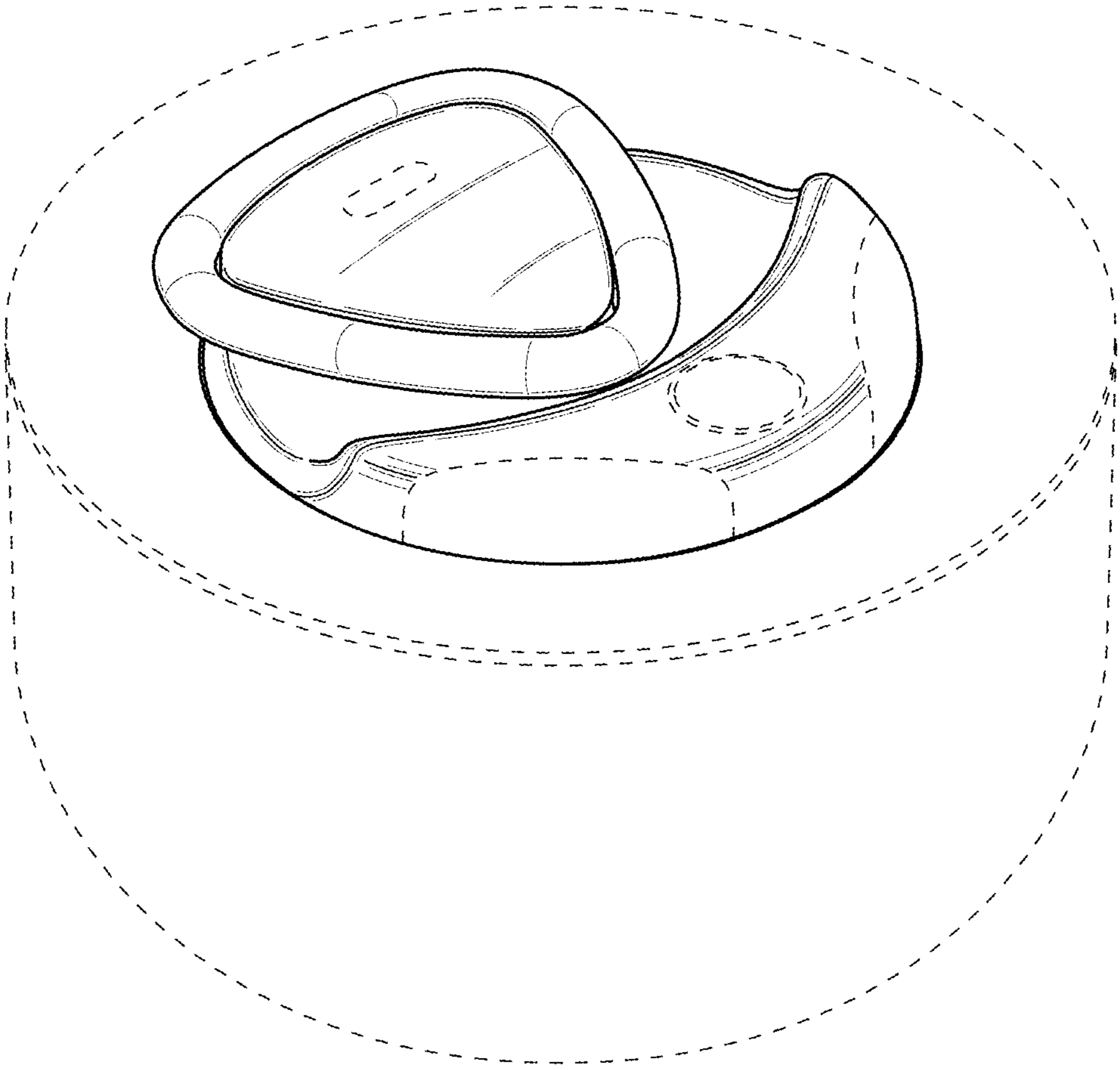


Fig. 1

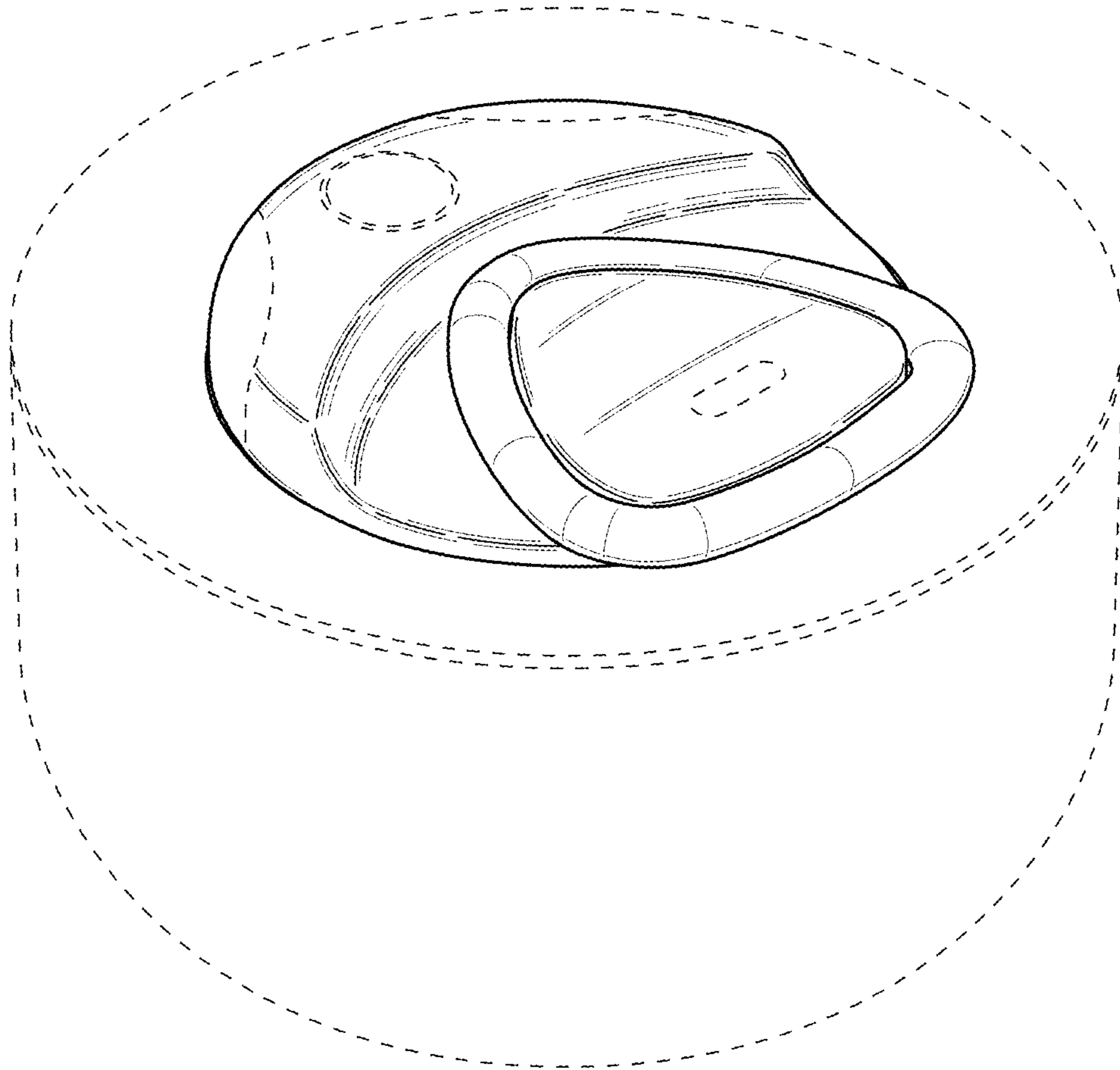


Fig. 2




Fig. 3




Fig. 4




Fig. 5




Fig. 6

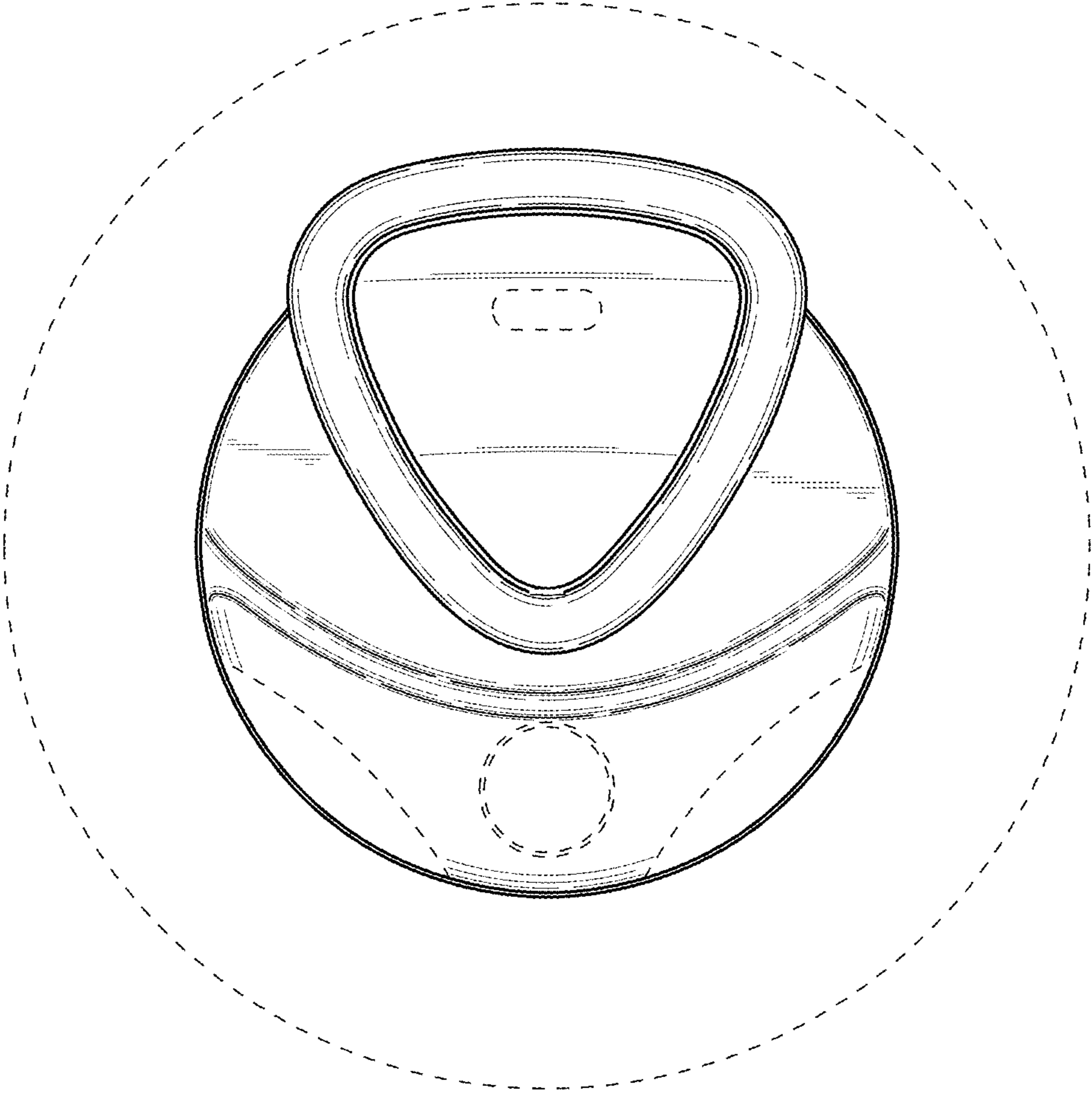


Fig. 7