



US00D792153S

(12) **United States Design Patent** (10) **Patent No.:** **US D792,153 S**  
**Wynne** (45) **Date of Patent:** **\*\* Jul. 18, 2017**

(54) **UTENSIL HANDLE AND/OR REPLICA THEREOF**

(71) Applicant: **DKB Household UK Limited**, Hampshire (GB)  
(72) Inventor: **Andrew Wynne**, Cambridge (GB)  
(73) Assignee: **DKB Household UK Limited**, Hampshire (GB)  
(\*\*) Term: **15 Years**

(21) Appl. No.: **29/550,923**  
(22) Filed: **Jan. 8, 2016**  
(51) **LOC (10) Cl.** ..... **07-03**  
(52) **U.S. Cl.**  
USPC ..... **D7/401.2; D7/649**  
(58) **Field of Classification Search**  
USPC ..... D7/393-395, 401.2, 642-652, 693, D7/695-696; D8/93, 97-100, 107, 300, D8/321; D22/117-118  
CPC ..... A01B 1/20; A01B 1/22; A22C 25/006; A47G 21/06; A47G 21/065; A61B 17/3211; A61B 17/3213; B21D 53/64; B25G 3/36; B26B 1/00; B26B 1/08; B26B 1/10; B26B 3/00; B26B 3/02; B26B 3/03; B26B 3/04; B26B 3/06; B26B 5/00; B26B 5/001; B26B 5/007; B26B 7/00; B26B 7/005; B26B 9/00; B26B 9/02; B26B 11/00; B26B 11/006; B26B 17/00; B26B 17/006; B26B 29/02  
See application file for complete search history.

(56) **References Cited**

U.S. PATENT DOCUMENTS

|            |   |         |                  |       |          |
|------------|---|---------|------------------|-------|----------|
| D513,927 S | * | 1/2006  | Chen             | ..... | D7/395   |
| D629,260 S | * | 12/2010 | Krent            | ..... | D7/649   |
| D660,096 S | * | 5/2012  | Chen             | ..... | D7/401.2 |
| D693,642 S | * | 11/2013 | Chen             | ..... | D7/401.2 |
| D697,377 S | * | 1/2014  | Wandrup          | ..... | D7/649   |
| D718,978 S | * | 12/2014 | Chen             | ..... | D7/401.2 |
| D747,161 S | * | 1/2016  | Makela           | ..... | D7/649   |
| D751,862 S | * | 3/2016  | deBretton Gordon | ..... | D7/401.2 |
| D773,888 S | * | 12/2016 | Liu              | ..... | D7/401.2 |
| D773,891 S | * | 12/2016 | Liu              | ..... | D7/401.2 |

\* cited by examiner

*Primary Examiner* — Ricky Pham

(74) *Attorney, Agent, or Firm* — Dorsey & Whitney LLP

(57) **CLAIM**

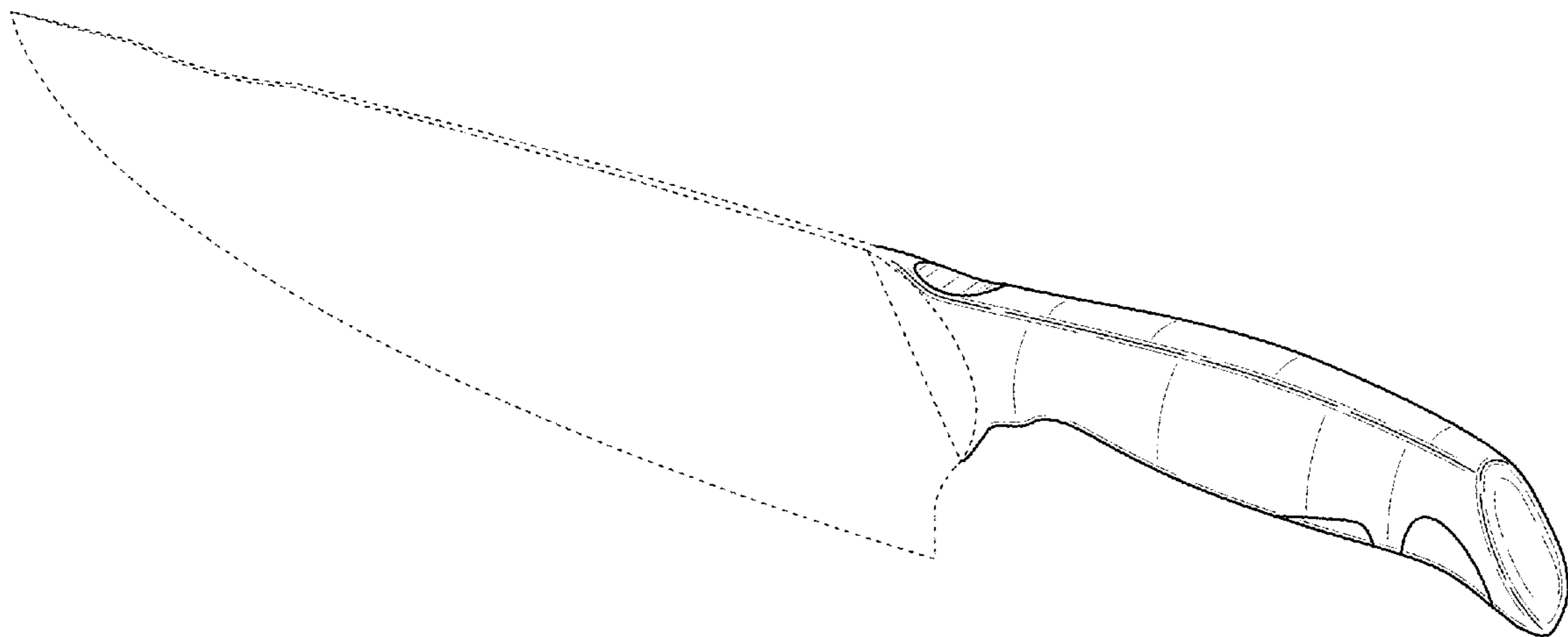
The ornamental design for a utensil handle and/or replica thereof, as shown and described.

**DESCRIPTION**

FIG. 1 is an isometric view of a utensil handle and/or replica thereof in accordance with the present design;  
FIG. 2 is a rear view thereof;  
FIG. 3 is a front view thereof;  
FIG. 4 is a right side view thereof, the left side view thereof being a mirror image of the right side view;  
FIG. 5 is a top view thereof; and,  
FIG. 6 is a bottom view thereof.

The broken lines shown in the drawings are for illustrative purposes only and form no part of the claimed design.

**1 Claim, 3 Drawing Sheets**



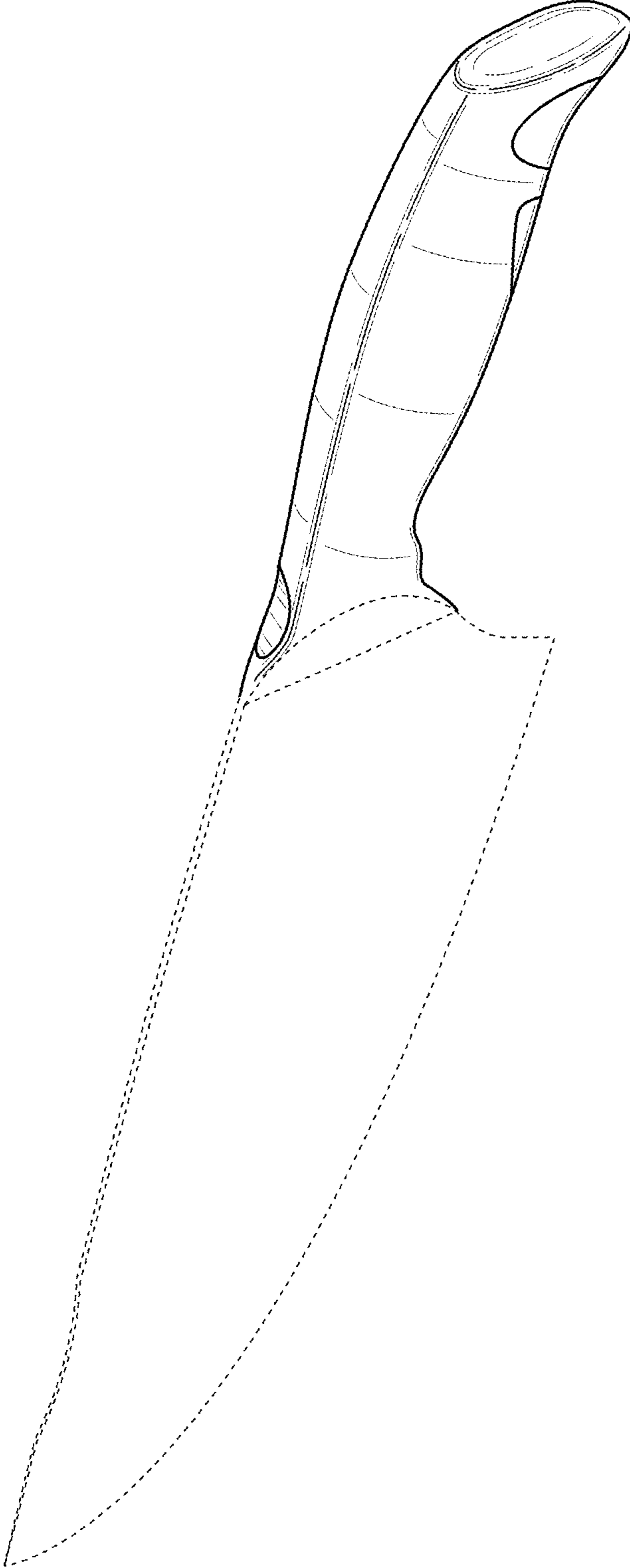


Fig. 1

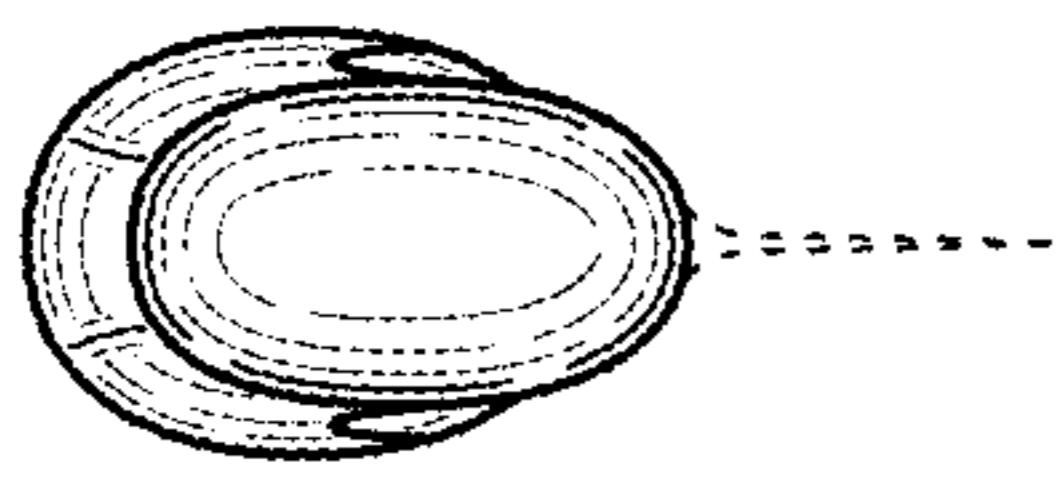


Fig. 2

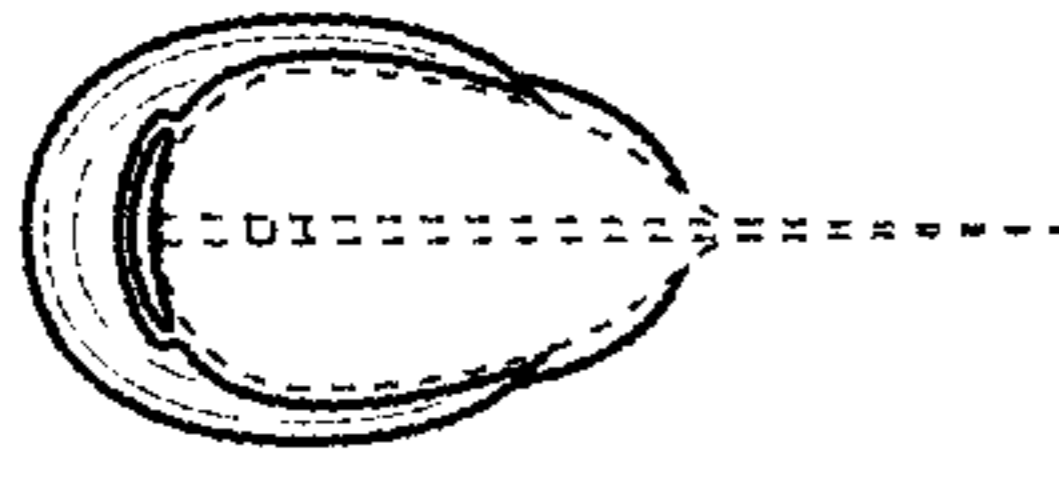


Fig. 3

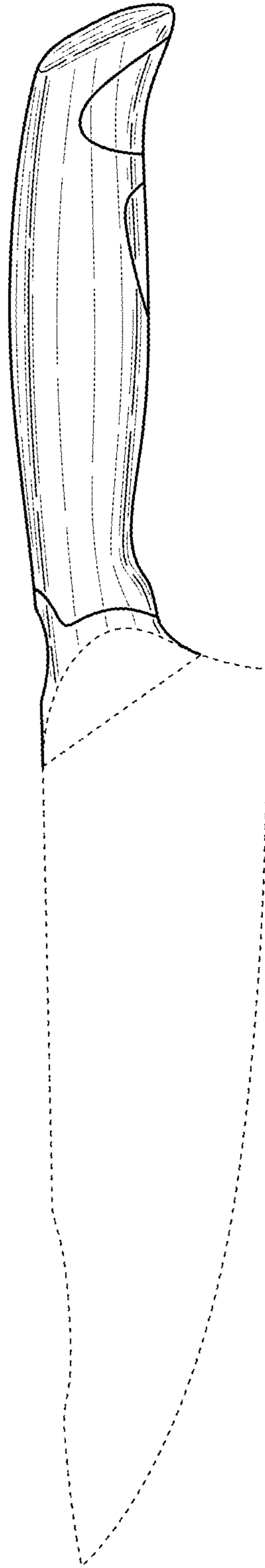
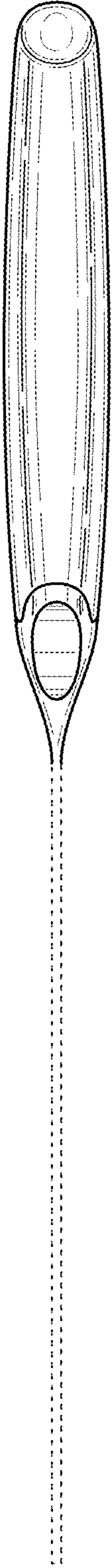
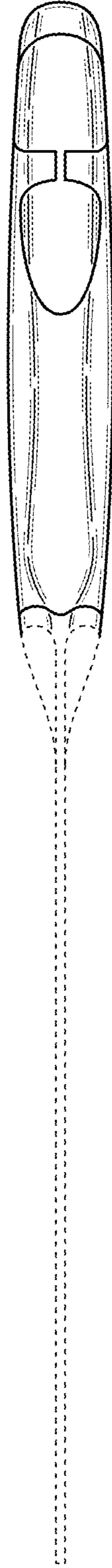


Fig. 4



**Fig. 5**



**Fig. 6**