



US00D792152S

(12) **United States Design Patent** (10) **Patent No.:** **US D792,152 S**
Wynne (45) **Date of Patent:** **** Jul. 18, 2017**

(54) **UTENSIL HANDLE AND/OR REPLICA THEREOF**

(71) Applicant: **DKB Household UK Limited**, Hampshire (GB)
(72) Inventor: **Andrew Wynne**, Cambridge (GB)
(73) Assignee: **DKB Household UK Limited**, Hampshire (GB)
(**) Term: **15 Years**

(21) Appl. No.: **29/550,919**
(22) Filed: **Jan. 8, 2016**
(51) **LOC (10) Cl.** **07-03**
(52) **U.S. Cl.**
USPC **D7/401.2; D7/649**
(58) **Field of Classification Search**
USPC D7/393-395, 401.2, 642-652, 693, D7/695-696; D8/93, 97-100, 107, 300, D8/321; D22/117-118
CPC A01B 1/20; A01B 1/22; A22C 25/006; A47G 21/06; A47G 21/065; A61B 17/3211; A61B 17/3213; B21D 53/64; B25G 3/36; B26B 1/00; B26B 1/08; B26B 1/10; B26B 3/00; B26B 3/02; B26B 3/03; B26B 3/04; B26B 3/06; B26B 5/00; B26B 5/001; B26B 5/007; B26B 7/00; B26B 7/005; B26B 9/00; B26B 9/02; B26B 11/00; B26B 11/006; B26B 17/00; B26B 17/006; B26B 29/02
See application file for complete search history.

(56) **References Cited**

U.S. PATENT DOCUMENTS

D513,927 S	*	1/2006	Chen	D7/395
D629,260 S	*	12/2010	Krent	D7/649
D660,096 S	*	5/2012	Chen	D7/401.2
D693,642 S	*	11/2013	Chen	D7/401.2
D697,377 S	*	1/2014	Wandrup	D7/649
D718,978 S	*	12/2014	Chen	D7/401.2
D747,161 S	*	1/2016	Makela	D7/649
D751,862 S	*	3/2016	deBretton Gordon	D7/401.2
D773,888 S	*	12/2016	Liu	D7/401.2
D773,891 S	*	12/2016	Liu	D7/401.2

* cited by examiner

Primary Examiner — Ricky Pham

(74) *Attorney, Agent, or Firm* — Dorsey & Whitney, LLP

(57) **CLAIM**

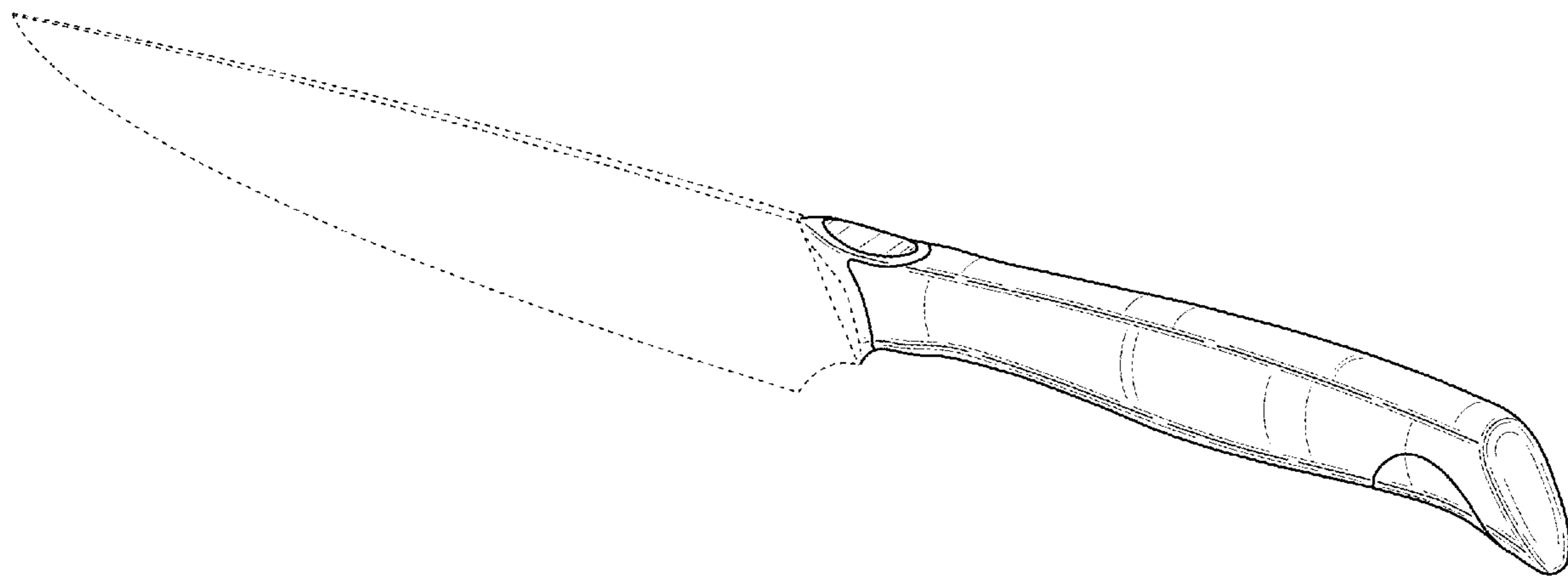
The ornamental design for a utensil handle and/or replica thereof, as shown and described.

DESCRIPTION

FIG. 1 is an isometric view of a utensil handle and/or replica thereof in accordance with the present design;
FIG. 2 is a front view thereof;
FIG. 3 is a rear view thereof;
FIG. 4 is a right side view thereof, the left side view thereof being a mirror image of the right side view;
FIG. 5 is a top view thereof; and,
FIG. 6 is a bottom view thereof.

The broken lines shown in the drawings are for illustrative purposes only and form no part of the claimed design.

1 Claim, 3 Drawing Sheets



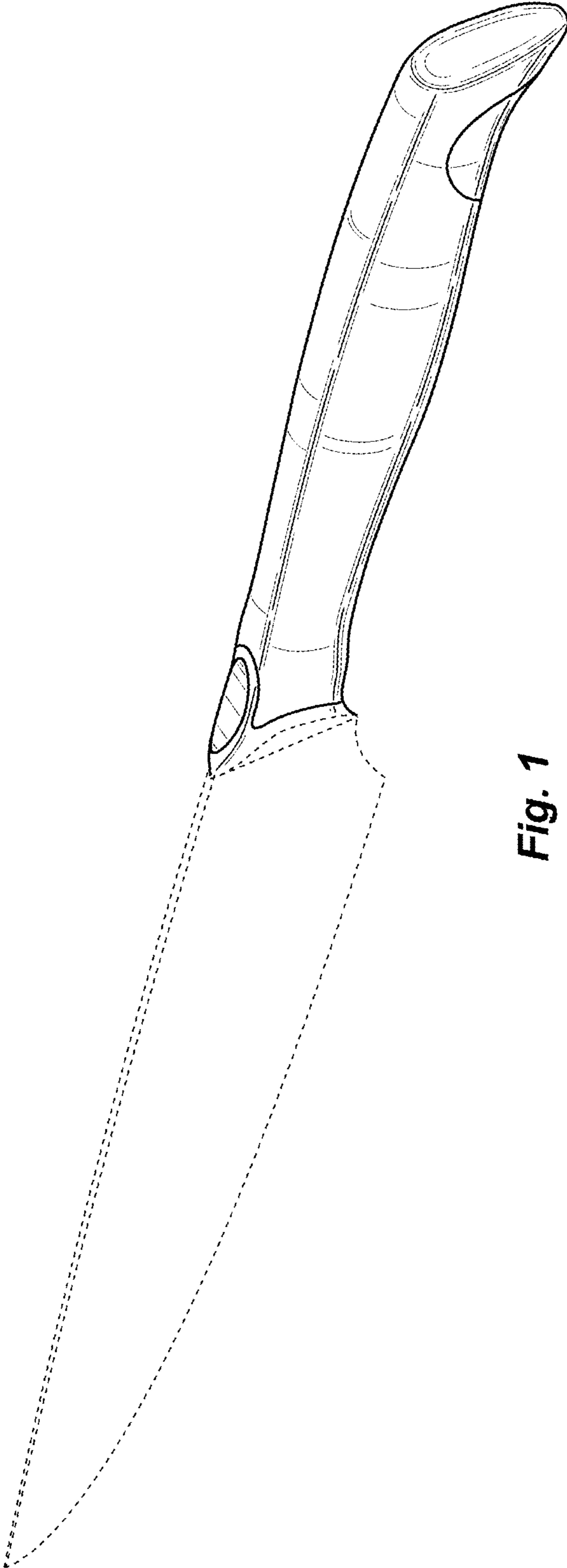


Fig. 1

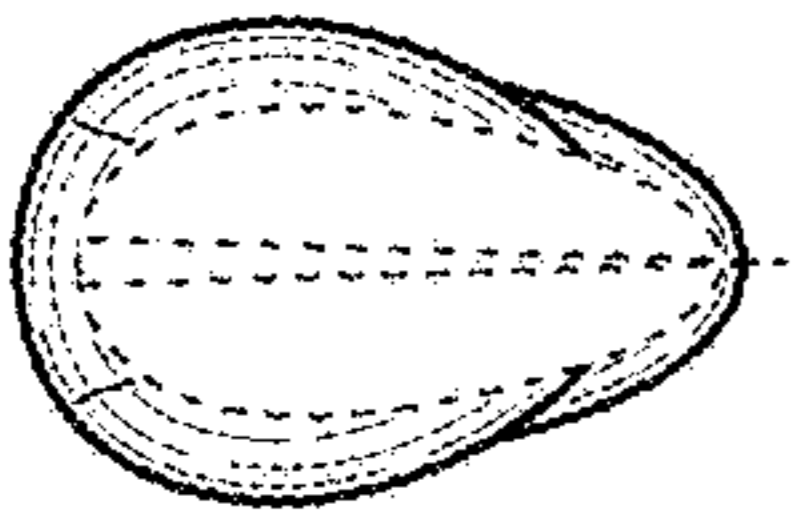


Fig. 2

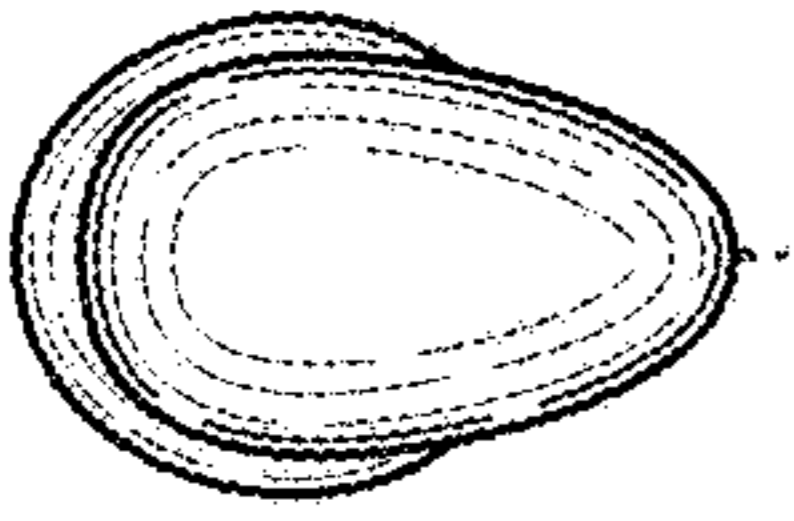


Fig. 3

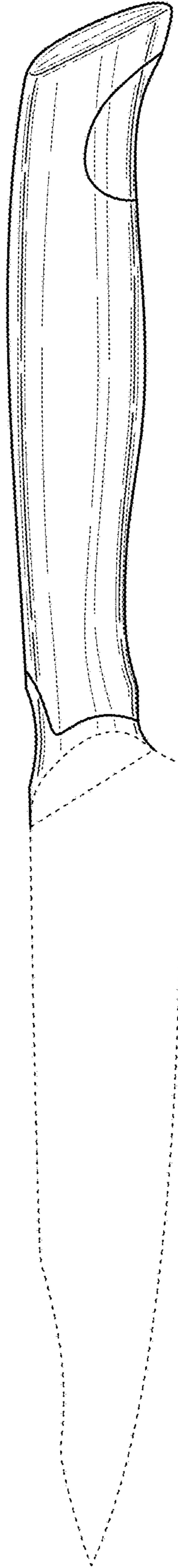


Fig. 4

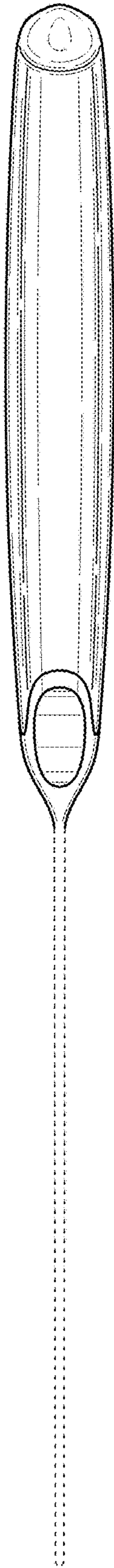


Fig. 5

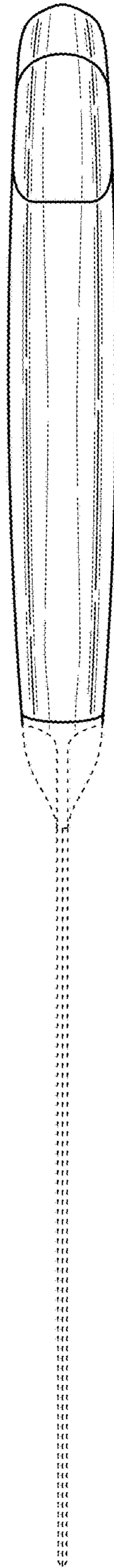


Fig. 6