



US00D792150S

(12) **United States Design Patent** (10) **Patent No.:** **US D792,150 S**  
**Sun** (45) **Date of Patent:** **\*\* Jul. 18, 2017**

(54) **BLENDER**

(56) **References Cited**

(71) Applicant: **Ningbo Keshuai Electrical Industrial Co., Ltd.**, Henghe Town, Cixi, Zhejiang (CN)

U.S. PATENT DOCUMENTS

(72) Inventor: **Wenhua Sun**, Henghe Town (CN)

1,480,914	A *	1/1924	Poplawski	.....	A47J 43/046
					366/314
3,064,949	A *	11/1962	Dewenter	.....	A47J 43/046
					241/195
5,636,923	A *	6/1997	Nejat-Bina	.....	B01F 7/00908
					241/74
D519,314	S *	4/2006	Blaise	.....	D7/378
D529,758	S *	10/2006	Beesley	.....	D7/378
D550,506	S *	9/2007	Spitzer	.....	D7/412
D553,426	S *	10/2007	Lin	.....	D7/378
D554,427	S *	11/2007	Sands	.....	D7/378
D622,859	S *	8/2010	Feller	.....	D24/217
D707,488	S *	6/2014	Cornu	.....	D7/378
D712,196	S *	9/2014	Ho	.....	D7/378
D747,915	S *	1/2016	Kim	.....	D7/372
D761,616	S *	7/2016	Picozza	.....	D7/376

(73) Assignee: **Ningbo Keshuai Electrical Industrial Co., Ltd.**, Henghe Town, Cixi, Zhejiang (CN)

(\*\*) Term: **15 Years**

(21) Appl. No.: **29/553,491**

(22) Filed: **Feb. 2, 2016**

(30) **Foreign Application Priority Data**

Aug. 3, 2015 (CN) ..... 2015 3 0286528

(51) **LOC (10) Cl.** ..... **31-00**

(52) **U.S. Cl.**  
USPC ..... **D7/386; D7/376; D7/378; D7/412**

(58) **Field of Classification Search**  
USPC ..... D7/372, 376-386, 412-413, 602, 629, D7/665-666, 669, 679, 693-694; D24/217

CPC .... A21C 1/02; A21C 1/04; A23N 1/00; A23N 1/02; A47J 43/04; A47J 43/25; A47J 43/27; A47J 43/042; A47J 43/044; A47J 43/046; A47J 43/075; A47J 43/0722; A47J 43/0727; B01F 3/00; B01F 3/0807; B01F 3/0853; B01F 7/00908; B01F 13/0059; B01F 13/0064; B02C 1/08; B02C 2/04; B02C 4/42; B02C 4/142; B02C 4/143; B02C 4/423; B02C 13/1835; B28C 5/10; B28C 5/12; B28C 5/14; B28C 5/16

See application file for complete search history.

\* cited by examiner

*Primary Examiner* — Ricky Pham

(74) *Attorney, Agent, or Firm* — Muncy, Geissler, Olds & Lowe, P.C.

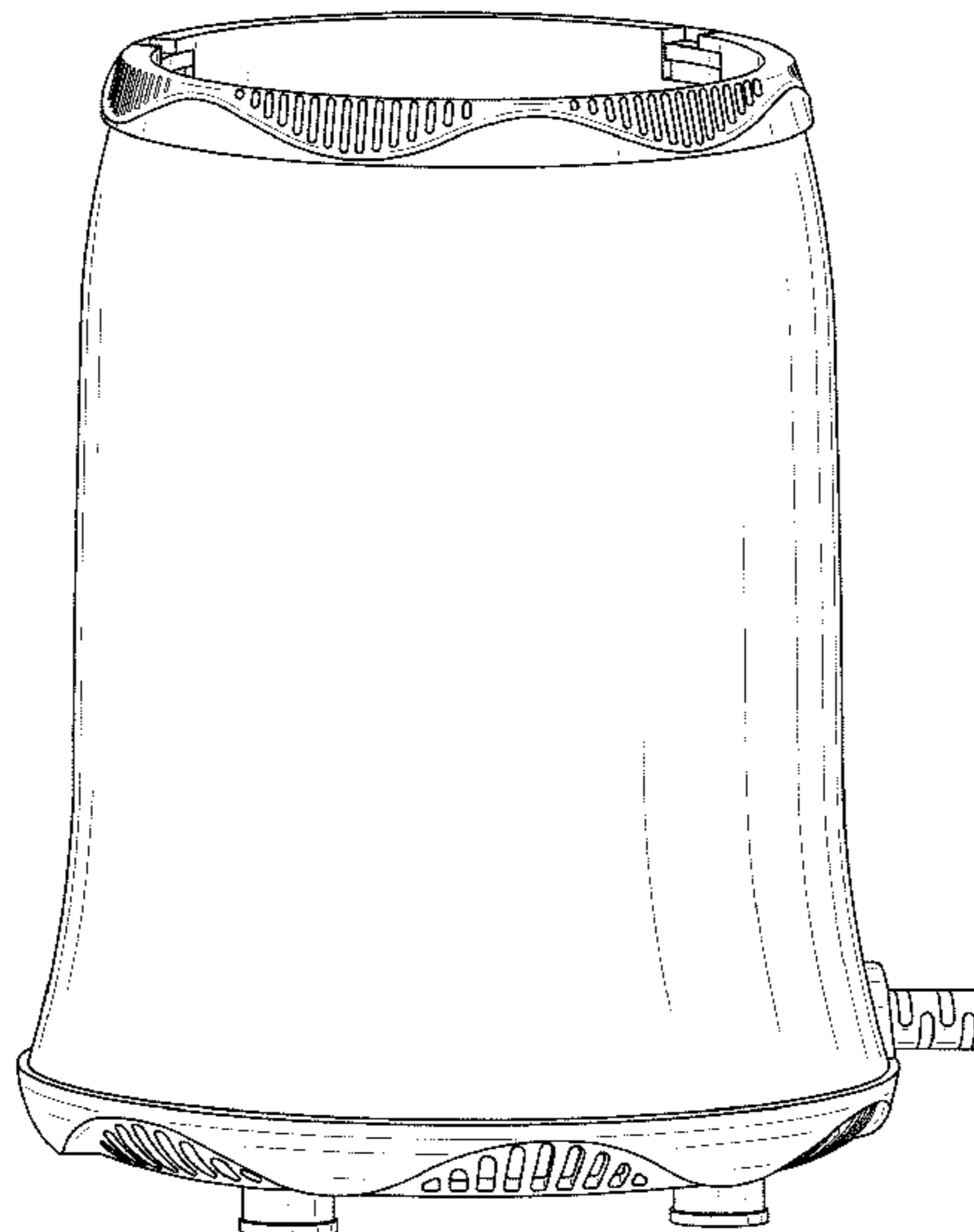
(57) **CLAIM**

The ornamental design for a blender, as shown and described.

**DESCRIPTION**

FIG. 1 is a perspective view of a blender showing my/our new design;  
FIG. 2 is a front elevational view thereof;  
FIG. 3 is a rear elevational view thereof;  
FIG. 4 is a right side view thereof;  
FIG. 5 is a left side view thereof;  
FIG. 6 is a top plan view thereof; and,  
FIG. 7 is a bottom plan view thereof.

**1 Claim, 7 Drawing Sheets**



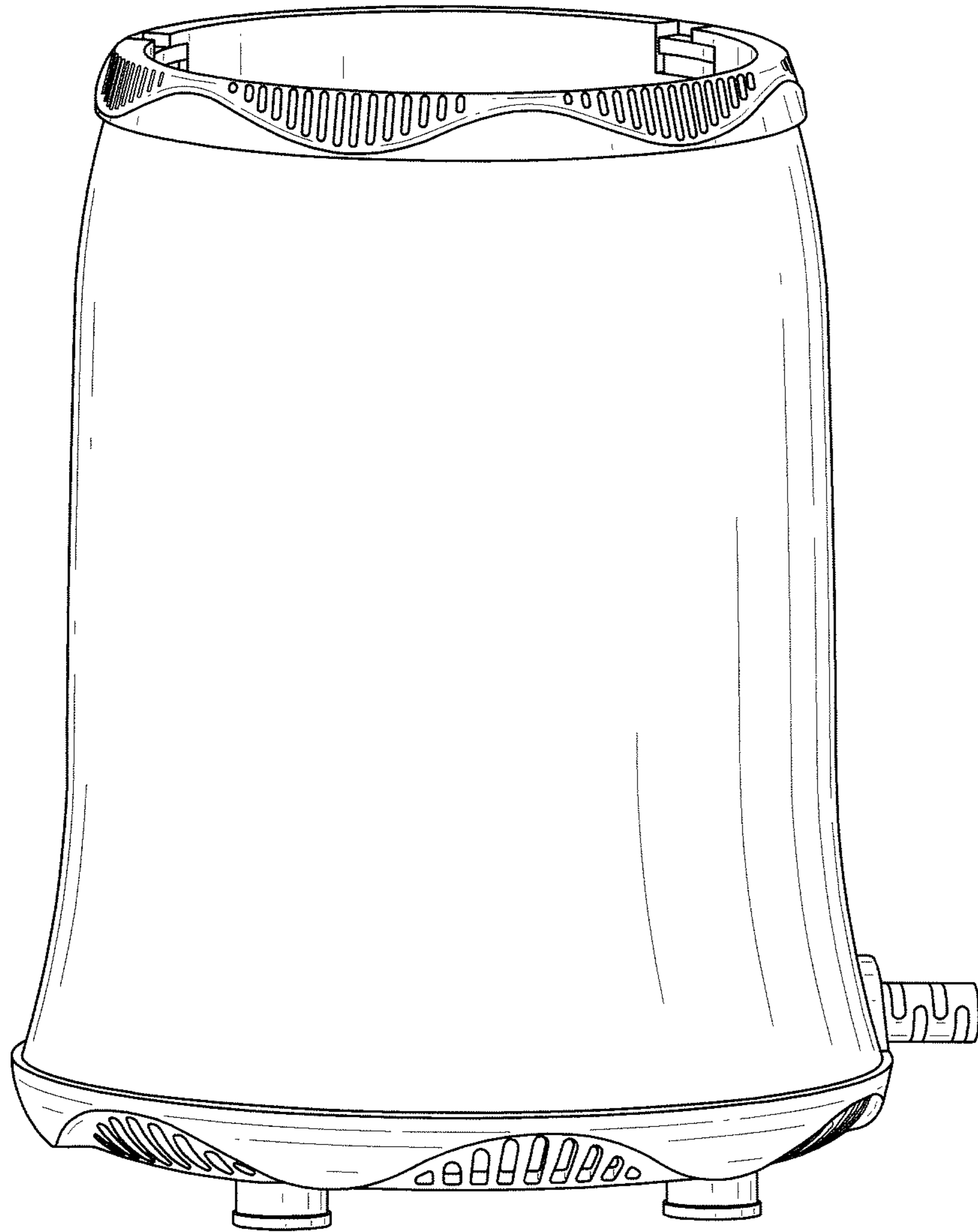


FIG.1




FIG.2




FIG.3




FIG.4




FIG.5

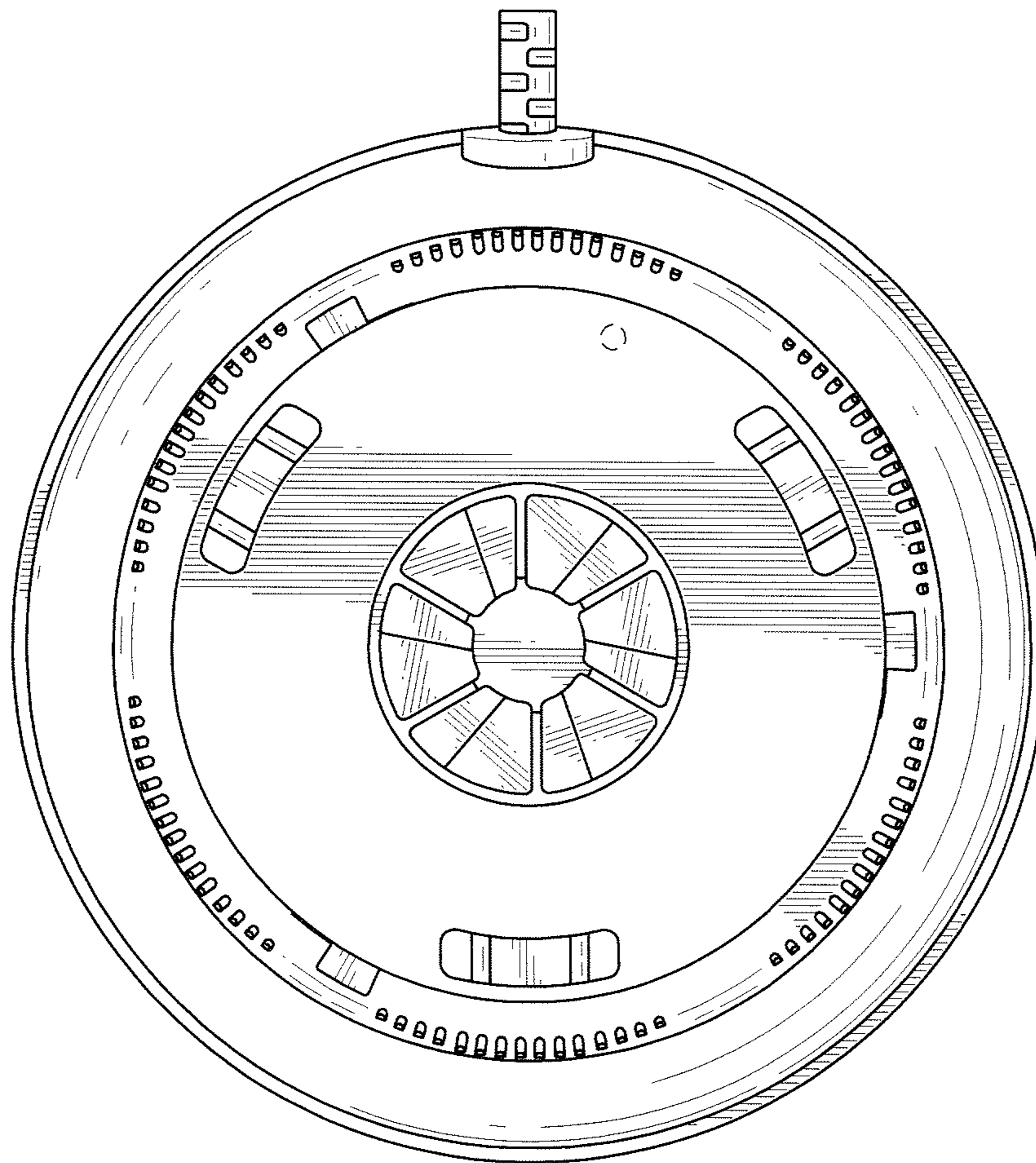


FIG.6

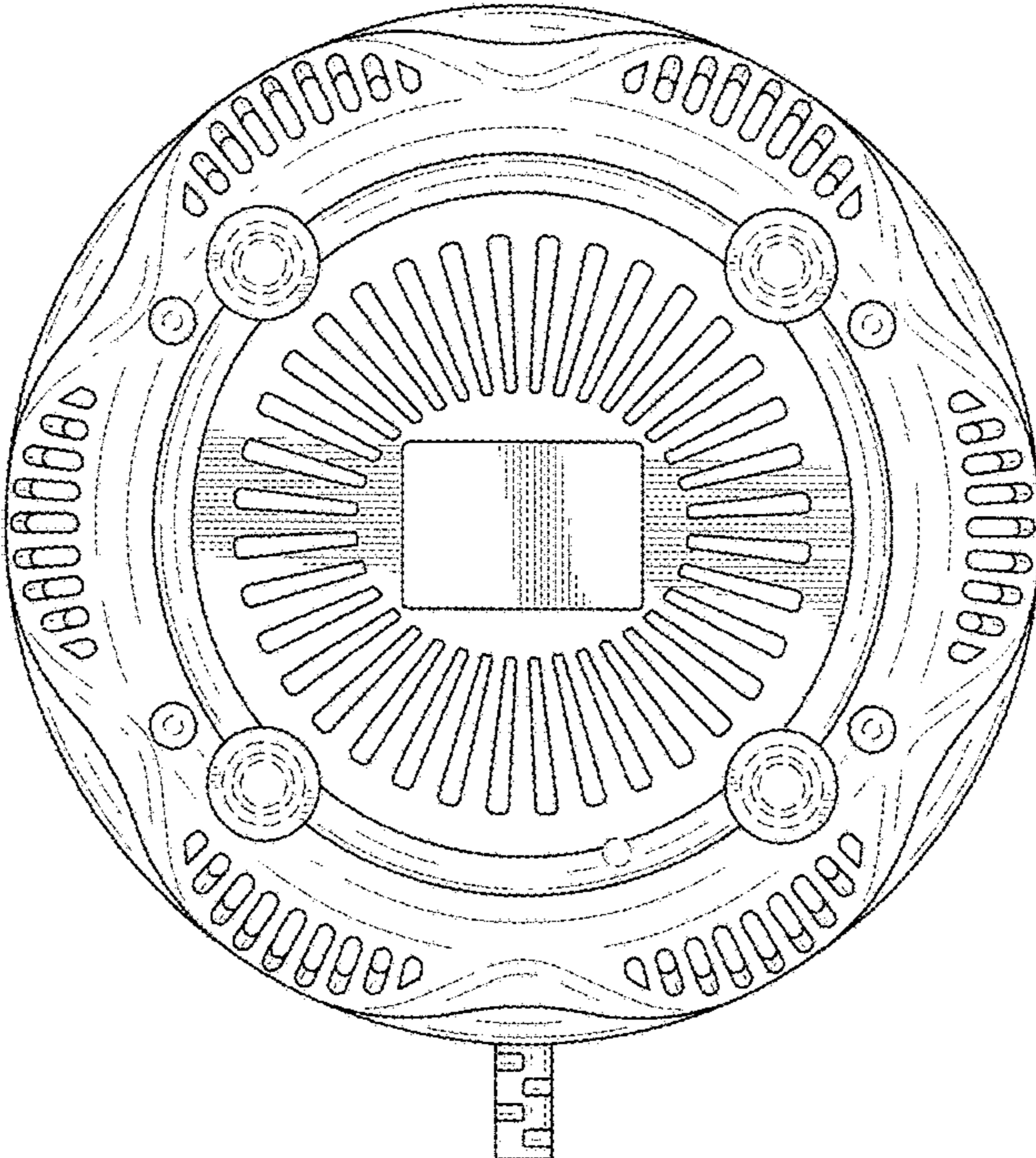


FIG.7