



US00D792128S

(12) **United States Design Patent**
Tiskiewic

(10) **Patent No.:** **US D792,128 S**

(45) **Date of Patent:** **** Jul. 18, 2017**

(54) **MULTI-FUNCTION SELF-PACK CHAIR COVER WITH HAND POCKETS**

(71) Applicant: **Hana Tiskiewic**, Bradenton, FL (US)

(72) Inventor: **Hana Tiskiewic**, Bradenton, FL (US)

(**) Term: **15 Years**

(21) Appl. No.: **29/561,792**

(22) Filed: **Apr. 20, 2016**

(51) **LOC (10) Cl.** **06-13**

(52) **U.S. Cl.**
USPC **D6/611**

(58) **Field of Classification Search**

USPC D6/334-336, 349, 351, 352, 358, 360,
D6/364, 365, 366, 374, 375, 379, 380,
D6/611, 657, 662.1, 672, 674, 675, 675.1,
D6/675.3, 683, 683.1, 685, 691, 691.5,
D6/702, 708, 708.2, 708.21, 708.25, 716,
D6/716.1-716.4; D3/304, 307, 309
CPC A47C 1/143; A47C 31/00; A47C 31/11;
A47C 31/08; A47C 31/10; A47C 31/105;
A47C 31/113; A47C 31/116; A47C 4/28;
A47C 4/283; A47C 4/286; A47C 4/30;
A47C 4/32; A47C 4/34; A47C 4/36;
A47C 4/38; A47C 4/40; A47C 4/42;
A47C 4/44; A47C 4/46; A47C 4/48;
A47C 4/50; A47C 4/54; A47C 5/00;
A47C 5/005; A47C 5/02; A47C 7/02;
A47C 7/36; A47C 7/50; A47C 7/54;
A47C 7/62; A47C 7/66; A47C 7/425;
A47C 17/00; A47C 17/045; A47C 17/22;
A47C 17/86; A47C 19/205; A47C 21/00;
A47C 21/022; A47C 21/026; A47C
21/028; A47C 21/042; A47C 3/16; A47C
27/001; A47C 27/002; A47C 27/003;
A47C 27/005; A47C 27/006; A47C
27/007; A47C 27/008; A47C 27/05; A47C
27/053; A47C 27/056; A47C 27/067;
A47D 1/00; B60N

(Continued)

(56) **References Cited**

U.S. PATENT DOCUMENTS

D323,757 S * 2/1992 Beauchan D6/611
D409,039 S * 5/1999 Kuehnl D6/610

(Continued)

Primary Examiner — Kevin Rudzinski

Assistant Examiner — Paul Bohannon

(74) *Attorney, Agent, or Firm* — Dorothy S. Morse

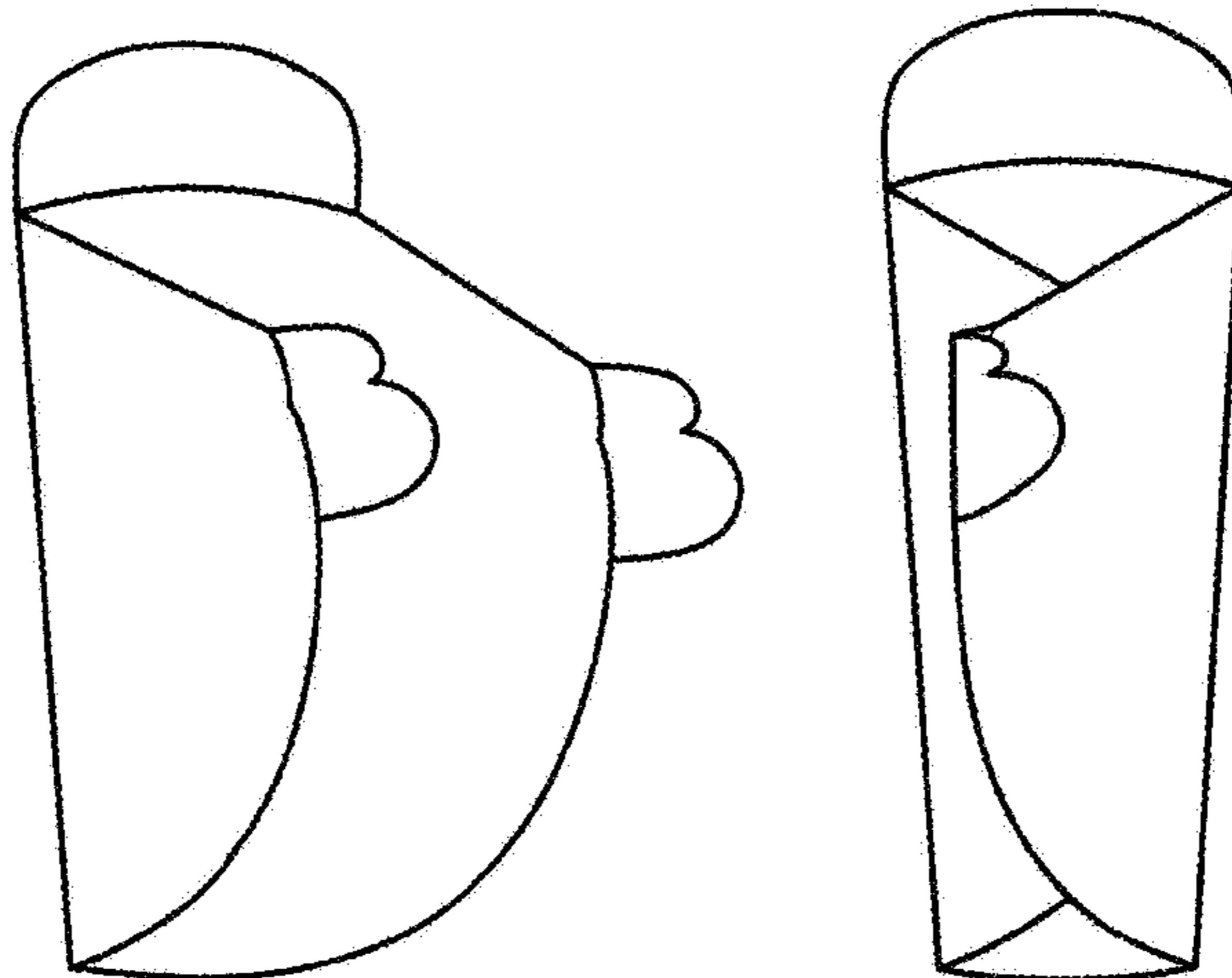
(57) **CLAIM**

The ornamental design for a multi-function self-pack chair cover with hand pockets, as shown and described.

DESCRIPTION

FIG. 1 is a front view of a multi-function self-pack chair cover with hand pockets according to my new design;
FIG. 2 is a bottom view thereof;
FIG. 3 is a side view thereof, with the other side being a mirror image of that shown;
FIG. 4 is back view thereof;
FIG. 5 is a back view thereof, in a first partially folded configuration;
FIG. 6 is a back view thereof, in a second smaller partially folded configuration;
FIG. 7 is a back view thereof, in a third still smaller partially folded configuration;
FIG. 8 is a back view thereof, in a fourth still smaller partially folded configuration;
FIG. 9 is back view thereof, in a fifth still smaller partially folded configuration;
FIG. 10 is a back view thereof, in a fully folded configuration;
FIG. 11 is a side view thereof, in a fully folded configuration;
FIG. 12 is front view thereof, in a fully folded configuration;
and,
FIG. 13 is a top view thereof.

1 Claim, 6 Drawing Sheets



(58) **Field of Classification Search**

CPC 2/60; B60N 2/2881; B60N 2/6018; B60N
2/6036

See application file for complete search history.

(56) **References Cited**

U.S. PATENT DOCUMENTS

5,906,413 A * 5/1999 Yang A47C 7/425
297/219.1
6,428,098 B1 * 8/2002 Allbaugh A47D 1/00
297/219.12
6,494,532 B1 * 12/2002 Brosnan A47C 3/16
297/181
6,634,709 B1 * 10/2003 Hetherington A47C 31/11
297/225
D502,039 S * 2/2005 Cohen-Fyffe D6/611
D553,895 S * 10/2007 Adams D6/610
D634,327 S * 3/2011 Connard D14/448
D757,463 S * 5/2016 Rhodes D6/610
2007/0262624 A1 * 11/2007 Snedeker A47C 31/11
297/219.1
2013/0187415 A1 * 7/2013 Shelley A47C 31/11
297/183.1
2015/0097402 A1 * 4/2015 Bee A47C 31/113
297/229

* cited by examiner




FIG.3

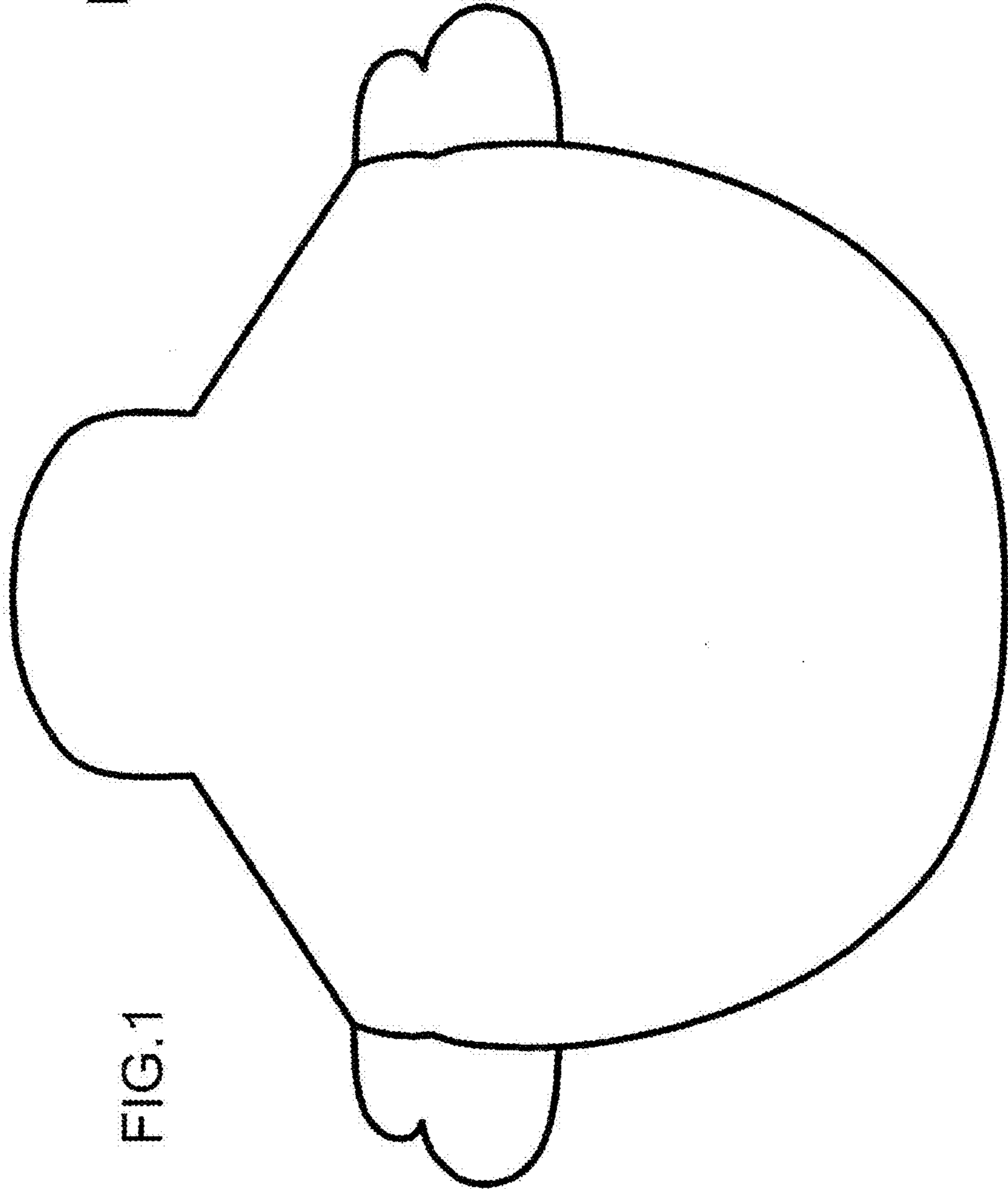


FIG.1



FIG.2

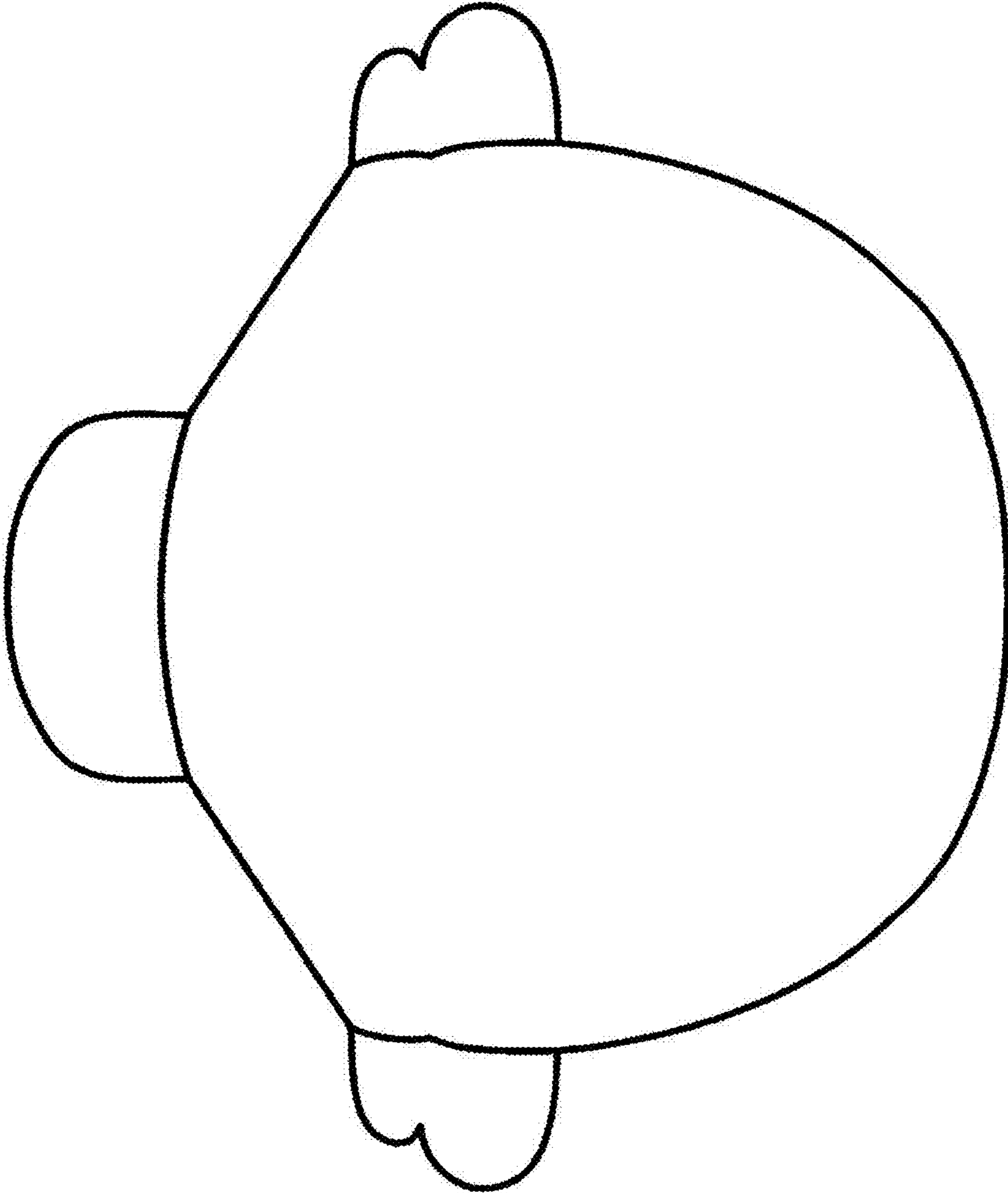


FIG.4

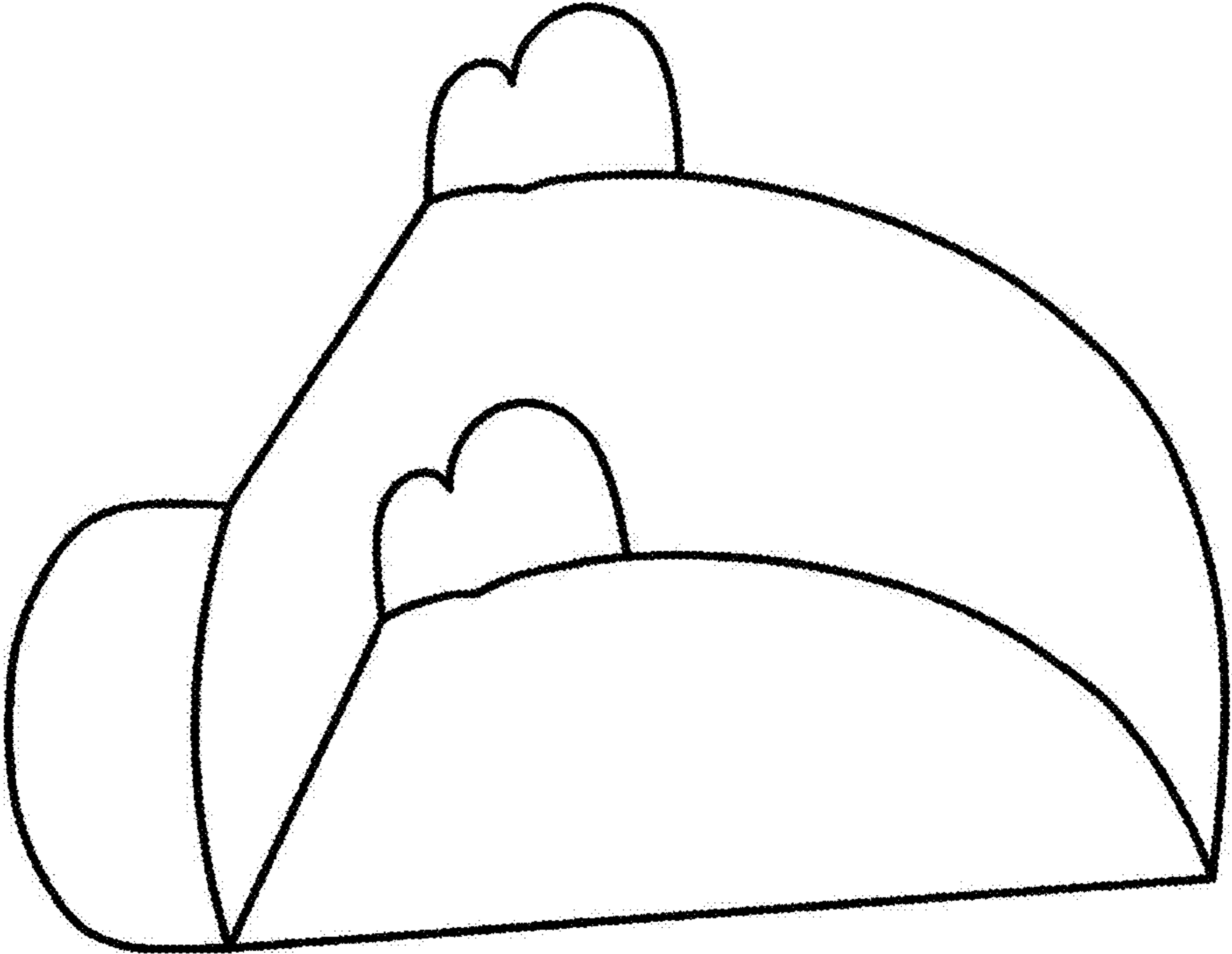


FIG.5




FIG.6

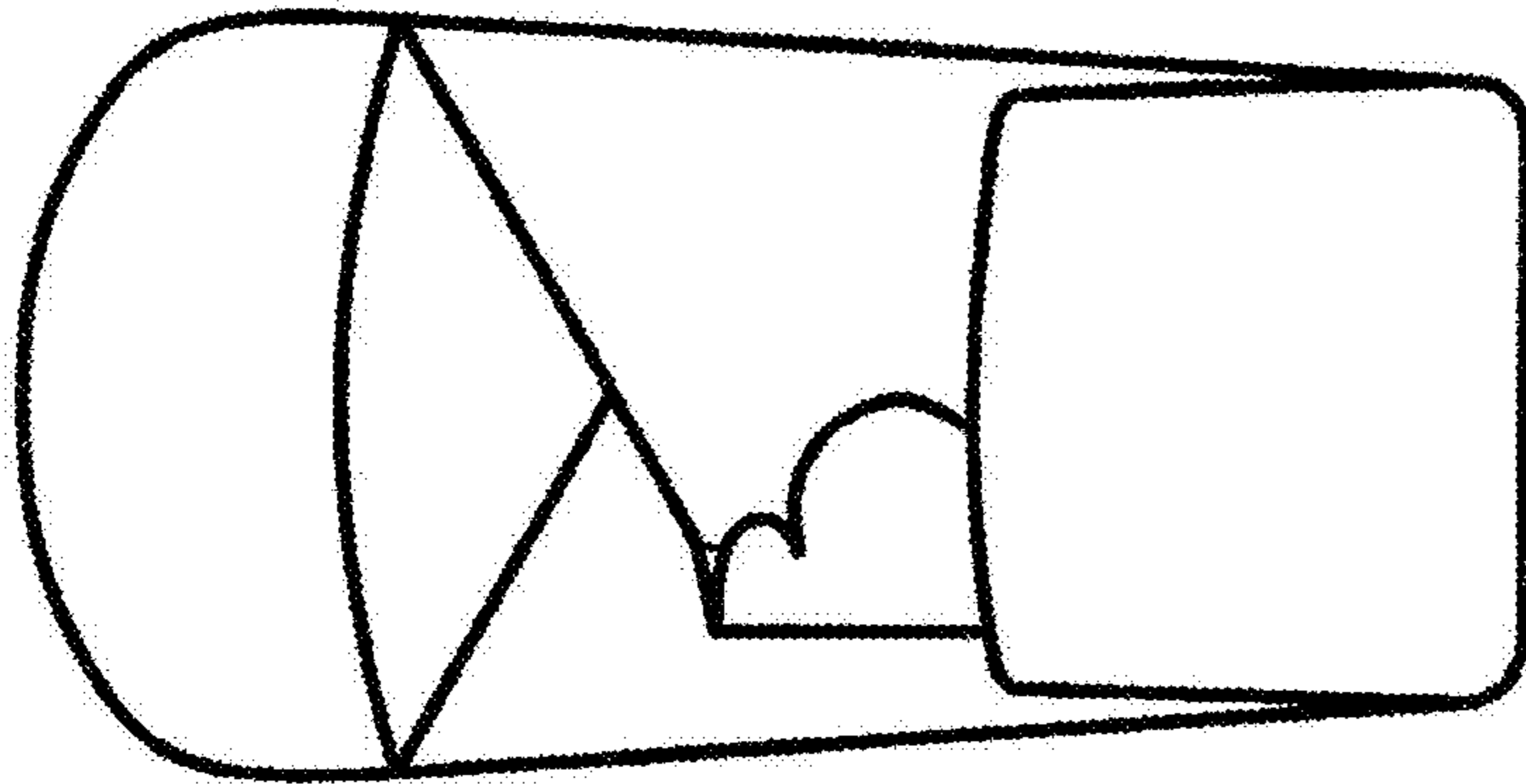


FIG. 7

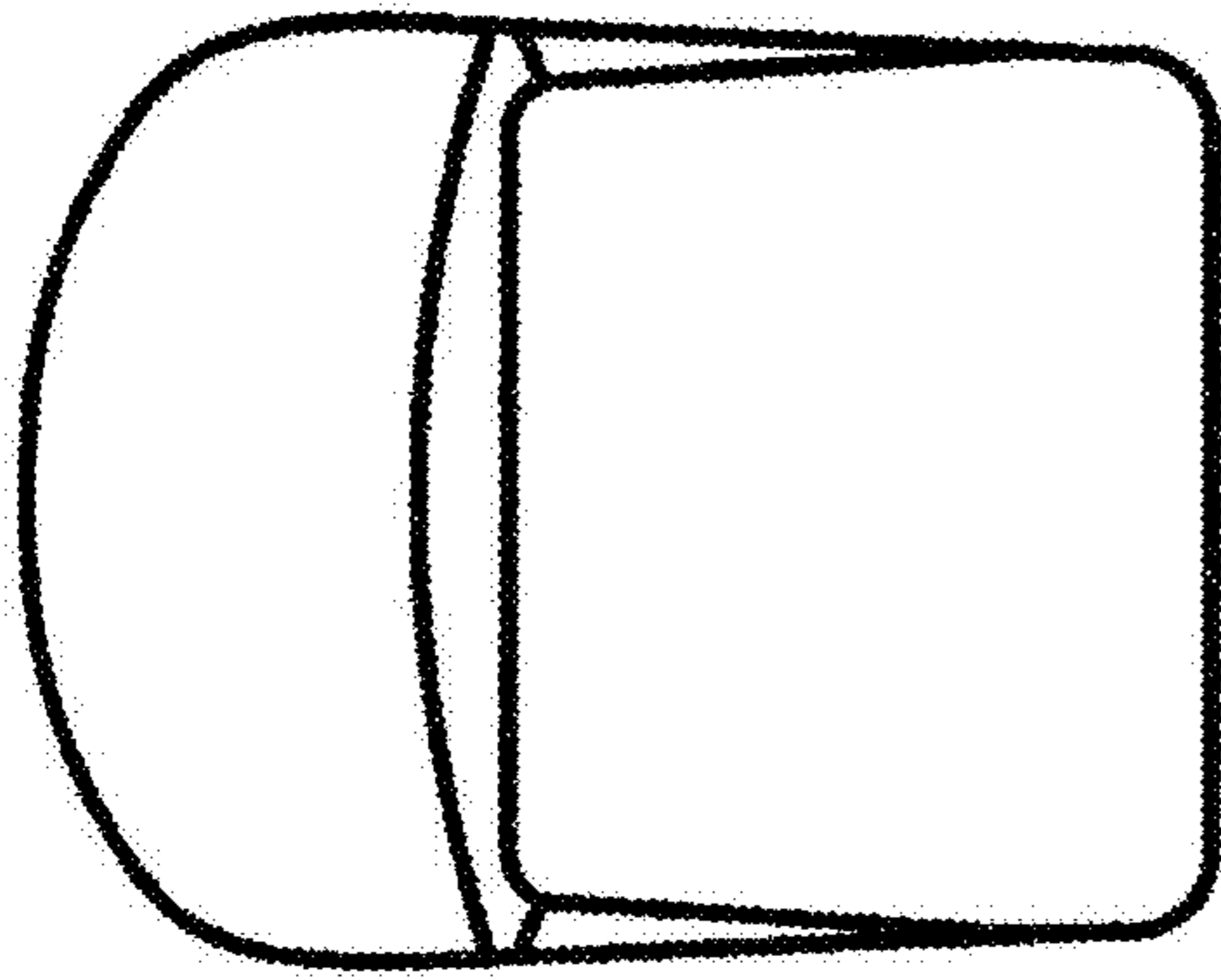


FIG. 8

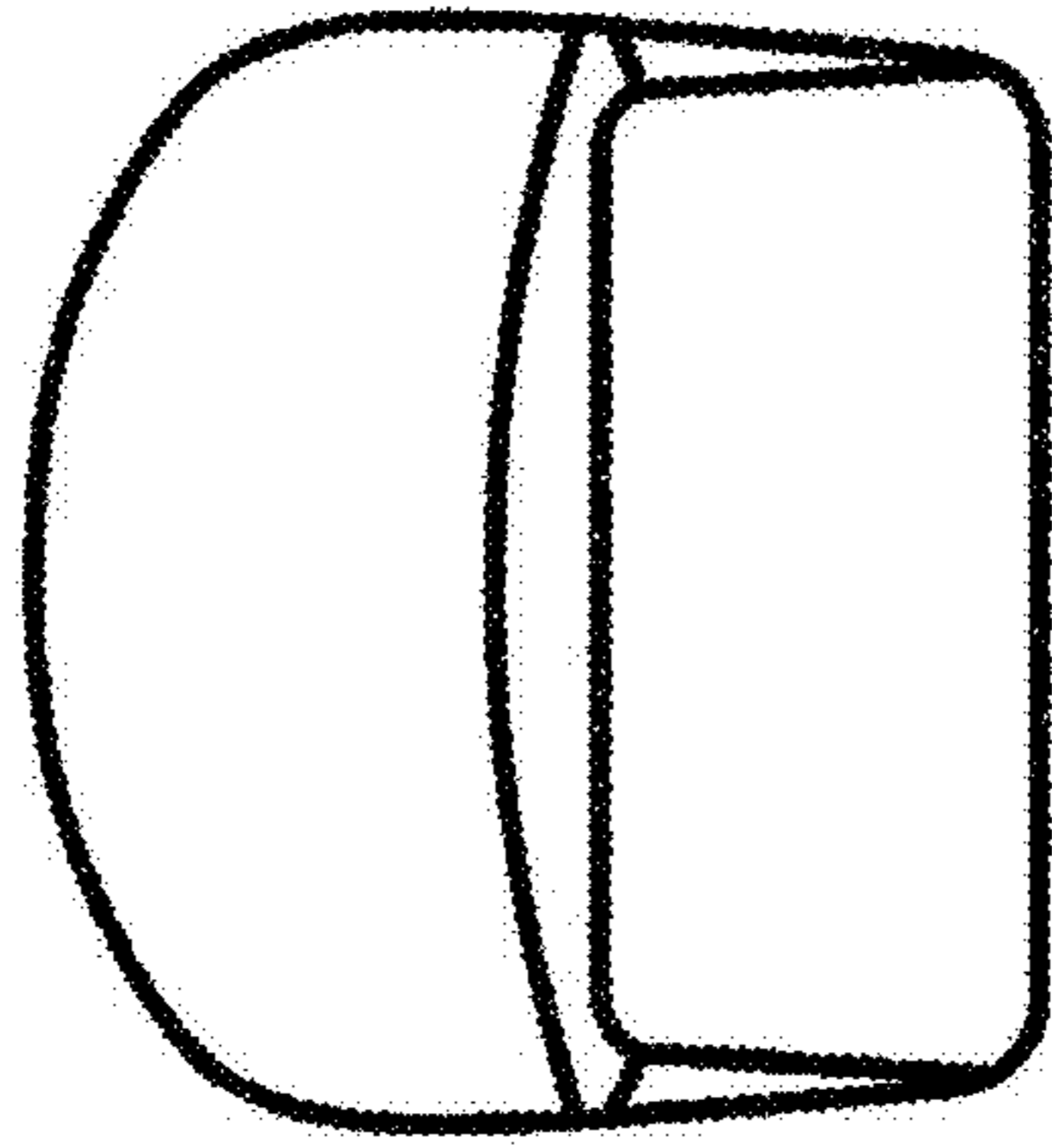


FIG. 9




FIG.10

FIG.11

FIG.12

FIG.13

