



US00D792125S

(12) **United States Design Patent** (10) **Patent No.:** **US D792,125 S**
Perez (45) **Date of Patent:** **** Jul. 18, 2017**

(54) CHARACTER PILLOW	4,790,042 A * 12/1988 Reich A47D 13/08 5/421
(71) Applicant: FRANCO MANUFACTURING CO. INC. , Metuchen, NJ (US)	5,027,457 A * 7/1991 Sweet A47G 9/0253 428/100
(72) Inventor: Hugo Washington Perez , Ramsey, NJ (US)	D368,823 S * 4/1996 Cancellieri D20/31 D382,031 S * 8/1997 Schneider D21/648 D390,057 S * 2/1998 Gower D6/596 D393,498 S * 4/1998 Lieberman D21/630 D401,102 S * 11/1998 Thomas D21/623 D441,585 S * 5/2001 Strauser D6/599 D451,562 S * 12/2001 Ruth D21/621 D541,570 S * 5/2007 Nguyen D6/598 D542,363 S * 5/2007 Palmer D21/621 D565,128 S * 3/2008 Moss D21/627 D604,781 S * 11/2009 Maalouf D21/630 D737,597 S * 9/2015 Millette D6/599 D748,930 S * 2/2016 Black D6/599
(73) Assignee: FRANCO MANUFACTURING CO. INC. , Metuchen, NJ (US)	
(**) Term: 15 Years	
(21) Appl. No.: 29/574,704	
(22) Filed: Aug. 18, 2016	

(51) **LOC (10) Cl.** **06-09**

(52) **U.S. Cl.**
USPC **D6/599**

(58) **Field of Classification Search**
USPC D6/582, 583, 588, 591, 595-610;
D21/803, 808, 809; D24/183; D2/719,
D2/731, 741
CPC A47G 9/00; A47G 2009/001; A47G
2009/002; A47G 2009/003; A47G
2009/005; A47G 2009/006; A47G 9/02;
A47G 9/0207; A47G 9/0215; A47G
9/0223; A47G 9/023; A47G 9/0238;
A47G 9/0246; A47G 9/0253; A47G
9/0261; A47G 9/06; A47G 9/062; A47G
9/066; A47G 9/068; A47G 9/08; A47G
2009/0276; A47G 9/0284; A47G 9/0292;
A47G 9/04; A47G 9/10
See application file for complete search history.

(56) **References Cited**
U.S. PATENT DOCUMENTS
D65,192 S * 7/1924 Klar D3/22
D258,406 S * 3/1981 Elbaum 5/490

* cited by examiner


Primary Examiner — Mary Ann Calabrese
Assistant Examiner — Jennifer L Rempfer
(74) *Attorney, Agent, or Firm* — Maldjian Law Group LLC

(57) **CLAIM**
The ornamental design for a character pillow, as shown and described.

DESCRIPTION

FIG. 1 is a front plan view of a character pillow showing my new design;
FIG. 2 is a rear plan view thereof;
FIG. 3 is a left side plan view thereof;
FIG. 4 is a right side plan view thereof;
FIG. 5 is a top plan view thereof; and,
FIG. 6 is a bottom plan view thereof.
The broken lines represent features that form no part of the claim.

1 Claim, 6 Drawing Sheets






FIG. 1

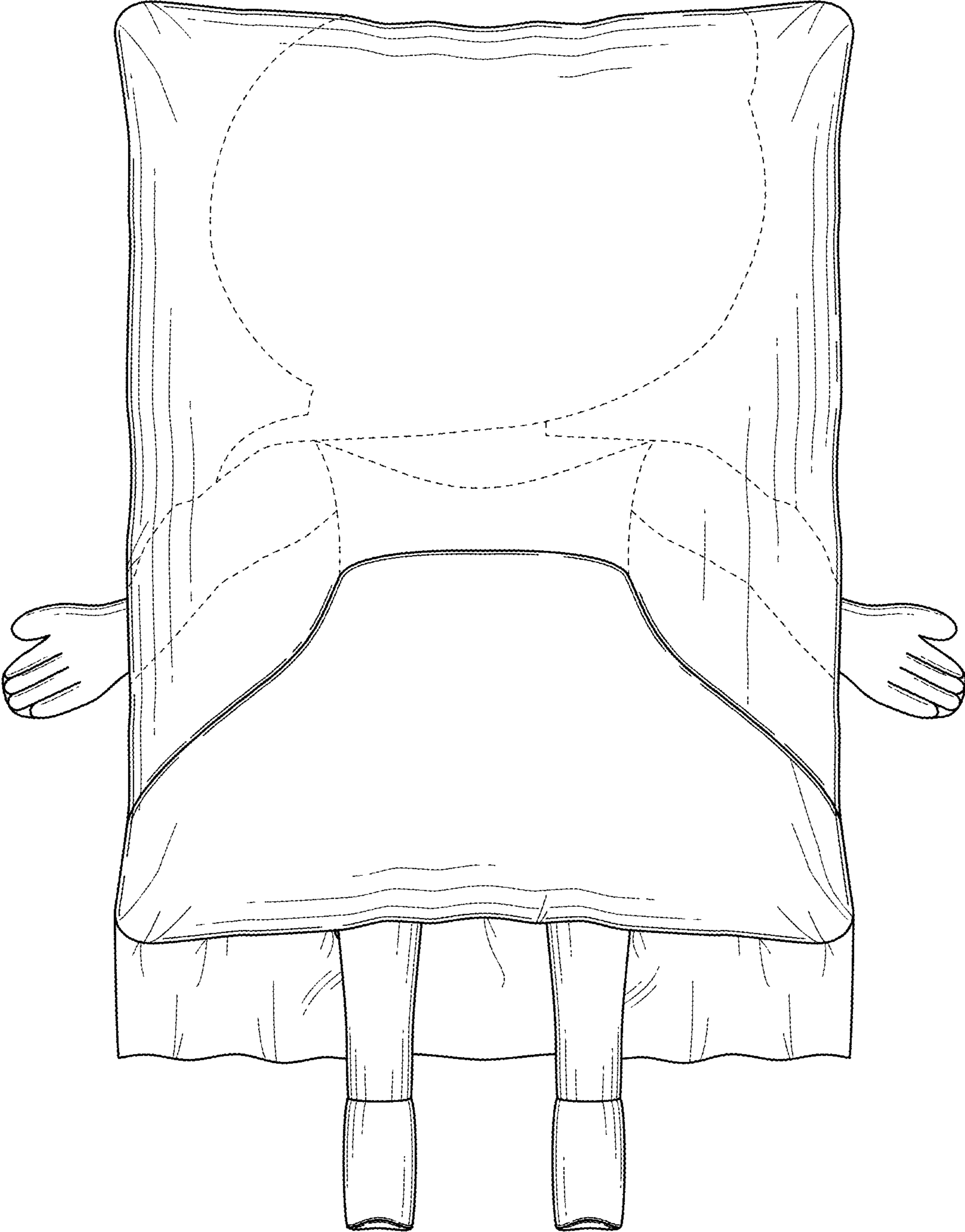


FIG. 2

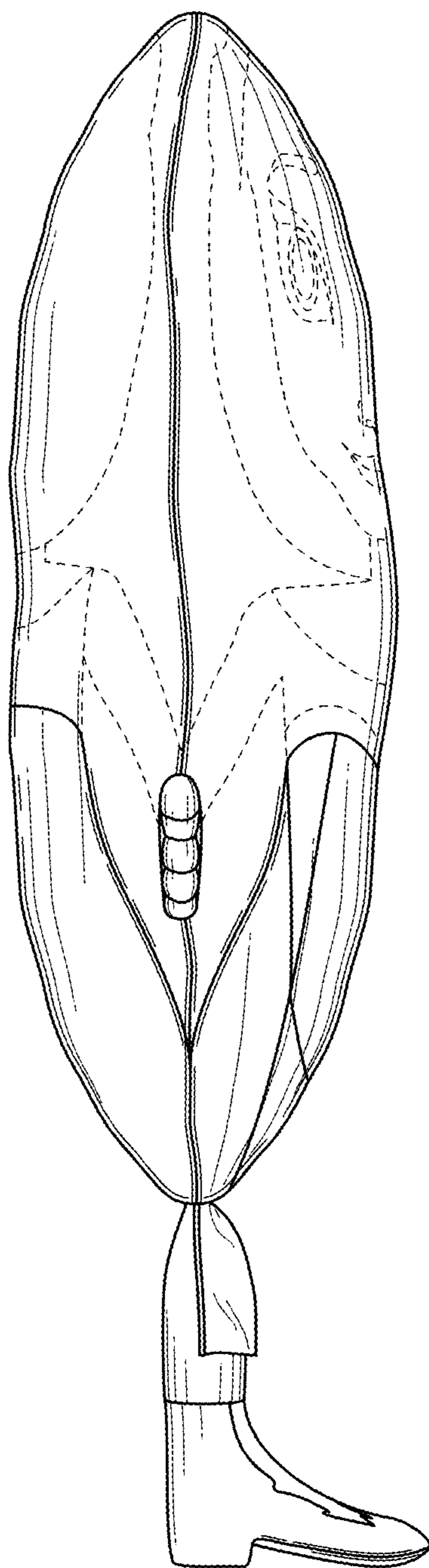


FIG. 3

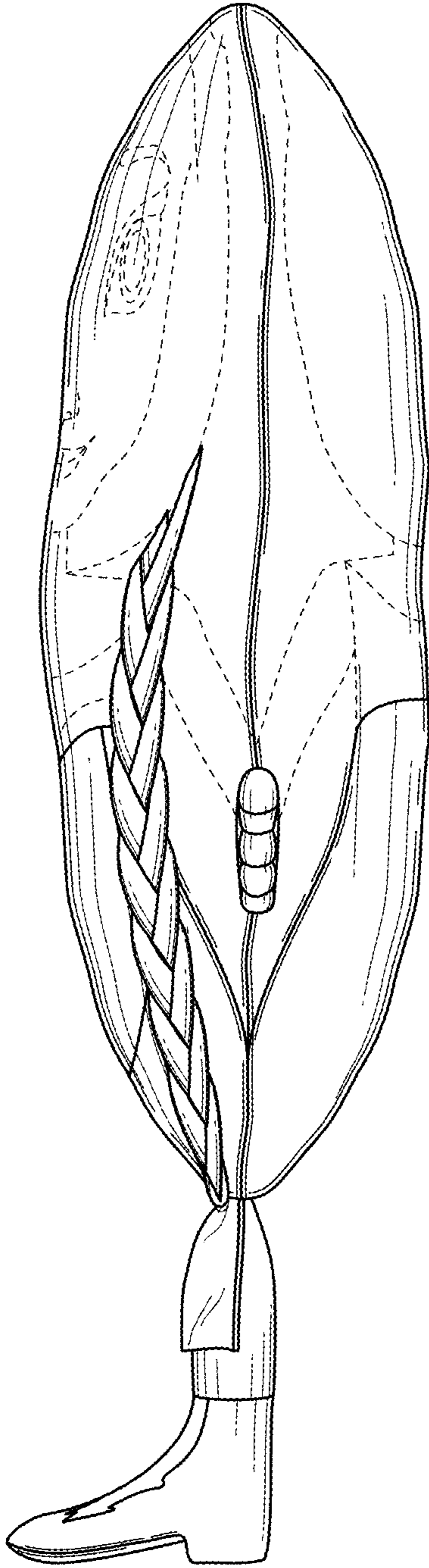


FIG. 4

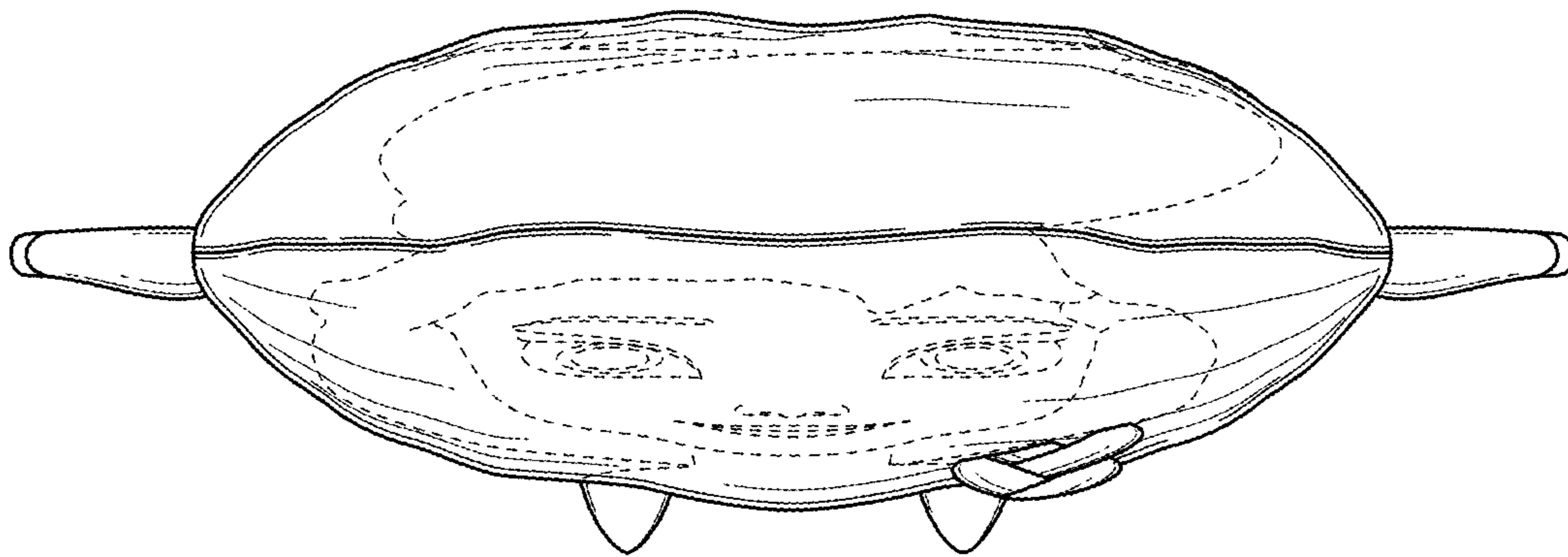


FIG. 5

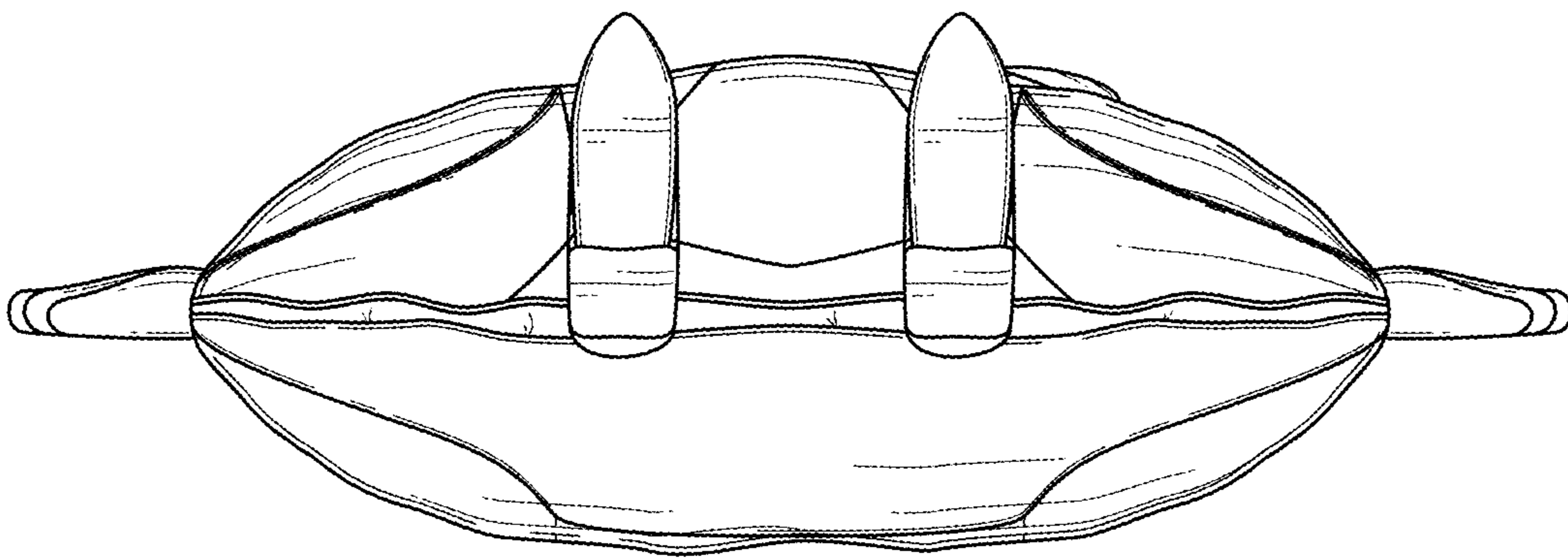


FIG. 6