



US00D792109S

(12) **United States Design Patent** (10) **Patent No.:** **US D792,109 S**
Taylor (45) **Date of Patent:** **** Jul. 18, 2017**

(54) **FABRIC**
(71) Applicant: **TANYA TAYLOR DESIGNS LLC**,
New York, NY (US)
(72) Inventor: **Tanya V. Taylor**, New York, NY (US)
(73) Assignee: **TANYA TAYLOR DESIGNS LLC**,
New York, NY (US)
(**) Term: **15 Years**
(21) Appl. No.: **29/554,468**
(22) Filed: **Feb. 11, 2016**
(51) **LOC (10) Cl.** **05-05**
(52) **U.S. Cl.**
USPC **D5/16**
(58) **Field of Classification Search**
USPC ... D5/6, 7, 8, 16, 25, 32, 37, 39, 43, 47, 53,
D5/56, 57, 60, 61, 62, 99; D19/1, 5;
D20/27, 28; D25/138, 150, 151, 156
CPC B44F 3/00; B44F 7/00; D03D 3/00; D03D
9/00; D06N 7/00; D21H 5/02; D21H
27/02
See application file for complete search history.

D159,023 S * 6/1950 Wayne D5/32
D618,915 S * 7/2010 Isola D5/32
D618,916 S * 7/2010 Diego D5/32

OTHER PUBLICATIONS

U.S. Appl. No. 29/538,806, filed Sep. 8, 2015, Inventor Tanya V. Taylor.
U.S. Appl. No. 29/538,811, filed Sep. 8, 2015, Inventor Tanya V. Taylor.
U.S. Appl. No. 29/538,813, filed Sep. 8, 2015, Inventor Tanya V. Taylor.
U.S. Appl. No. 29/538,819, filed Sep. 8, 2015, Inventor Tanya V. Taylor.
U.S. Appl. No. 29/547,854, filed Dec. 8, 2015, Inventor Tanya V. Taylor.
U.S. Appl. No. 29/547,858, filed Dec. 8, 2015, Inventor Tanya V. Taylor.

(Continued)

Primary Examiner — Karen S Acker
(74) *Attorney, Agent, or Firm* — FisherBroyles, LLP;
Jason M. Pass

(57) **CLAIM**
I claim the ornamental design for a fabric, as shown and described.

DESCRIPTION

A portion of the disclosure of this patent document contains material to which a claim for copyright is made. The copyright owner has no objection to the reproduction of the patent document or the patent disclosure, as it appears in the U.S. Patent Office records, but reserves all other copyright rights whatsoever.


FIG. 1 is a top plan view of a first embodiment of a fabric according to my design; and,
FIG. 2 is a top plan view of a second embodiment, thereof. The broken lines surrounding the drawings depict the boundaries of the claim and form no part thereof.

1 Claim, 2 Drawing Sheets

(56) **References Cited**

U.S. PATENT DOCUMENTS

D21,998 S * 11/1892 Thyng D5/37
D38,866 S * 10/1907 Crownsfield D5/37
D46,175 S * 7/1914 MacLaren et al. D5/37
D81,089 S * 5/1930 Ehrenzweig D5/37
D82,143 S * 9/1930 Flory D5/62
D82,445 S * 11/1930 Molitor D5/32
D96,862 S * 9/1935 Schwartz D5/37
D109,630 S * 5/1938 Von Eisenbarth D5/16
D143,503 S * 1/1946 Park D5/32
D157,673 S * 3/1950 Hamre D5/32



© 2016 Tanya Taylor Designs LLC


(56)

References Cited

OTHER PUBLICATIONS


U.S. Appl. No. 29/547,862, filed Dec. 8, 2015, Inventor Tanya V. Taylor.
U.S. Appl. No. 29/547,863, filed Dec. 8, 2015, Inventor Tanya V. Taylor.
U.S. Appl. No. 29/547,865, filed Dec. 8, 2015, Inventor Tanya V. Taylor.
U.S. Appl. No. 29/547,866, filed Dec. 8, 2015, Inventor Tanya V. Taylor.
U.S. Appl. No. 29/554,471, filed Feb. 11, 2016, Inventor Tanya V. Taylor.
U.S. Appl. No. 29/554,473, filed Feb. 11, 2016, Inventor Tanya V. Taylor.
U.S. Appl. No. 29/554,474, filed Feb. 11, 2016, Inventor Tanya V. Taylor.
U.S. Appl. No. 29/554,477, filed Feb. 11, 2016, Inventor Tanya V. Taylor.
U.S. Appl. No. 29/571,949, filed Jul. 22, 2016, Inventor Tanya V. Taylor.

* cited by examiner



© 2016 Tanya Taylor Designs LLC

FIG. 1



© 2016 Tanya Taylor Designs LLC

FIG. 2