



US00D792106S

(12) **United States Design Patent** (10) **Patent No.:** **US D792,106 S**  
**Sagan** (45) **Date of Patent:** **\*\* Jul. 18, 2017**

(54) **BAG**  
(71) Applicant: **NIKE, Inc.**, Beaverton, OR (US)  
(72) Inventor: **David Sagan**, Lake Oswego, OR (US)  
(73) Assignee: **NIKE, Inc.**, Beaverton, OR (US)  
(\*\*) Term: **15 Years**  
(21) Appl. No.: **29/562,368**  
(22) Filed: **Apr. 25, 2016**  
(51) **LOC (10) Cl.** ..... **03-01**  
(52) **U.S. Cl.**  
USPC ..... **D3/318**  
(58) **Field of Classification Search**  
USPC ..... D3/244, 318  
CPC ..... A45C 1/024; A45C 3/06  
See application file for complete search history.

(56) **References Cited**  
**U.S. PATENT DOCUMENTS**  
D136,550 S \* 10/1943 Hiltenbrand ..... D3/244  
D322,888 S \* 1/1992 Crawford ..... D3/244  
D615,756 S \* 5/2010 Traiger ..... D3/244  
D615,757 S \* 5/2010 Kostner ..... D3/244  
D706,029 S \* 6/2014 Lee ..... D3/244  
D732,821 S \* 6/2015 Baron ..... D3/244  
D767,272 S \* 9/2016 Gibson ..... D3/244

\* cited by examiner


Primary Examiner — Holly Baynham

(74) *Attorney, Agent, or Firm* — Shook, Hardy & Bacon L.L.P.

(57) **CLAIM**  
The ornamental design for a bag, as shown and described.

**DESCRIPTION**  
FIG. 1 is a front, right-side perspective view of a bag in which the opening is in a first, at least partially closed, configuration according to the present design;  
FIG. 2 is a front view thereof;  
FIG. 3 is a top view thereof;  
FIG. 4 is a rear perspective view thereof;  
FIG. 5 is a front, right-side perspective view in which the opening is in a second, open configuration according to the present design; and,  
FIG. 6 is a front view thereof.  
The evenly spaced broken lines shown in the drawings are directed to environment, are for informational purposes only, and form no part of the claimed design.  
The long and short broken lines are boundary lines, which define bounds of the claimed design. These boundaries do not exist in reality in the article embodying the design. It is understood that the claimed design extends to these boundaries but does not include the boundaries.  
The surface shading on the claimed portion is provided only to indicate the character and/or any contour or curvature of the surfaces. They do not indicate color, texture, markings that actually exist thereon, indicia, graphic representations, surface treatment, or any other ornamentation applied to the article.

**1 Claim, 6 Drawing Sheets**






FIG. 1

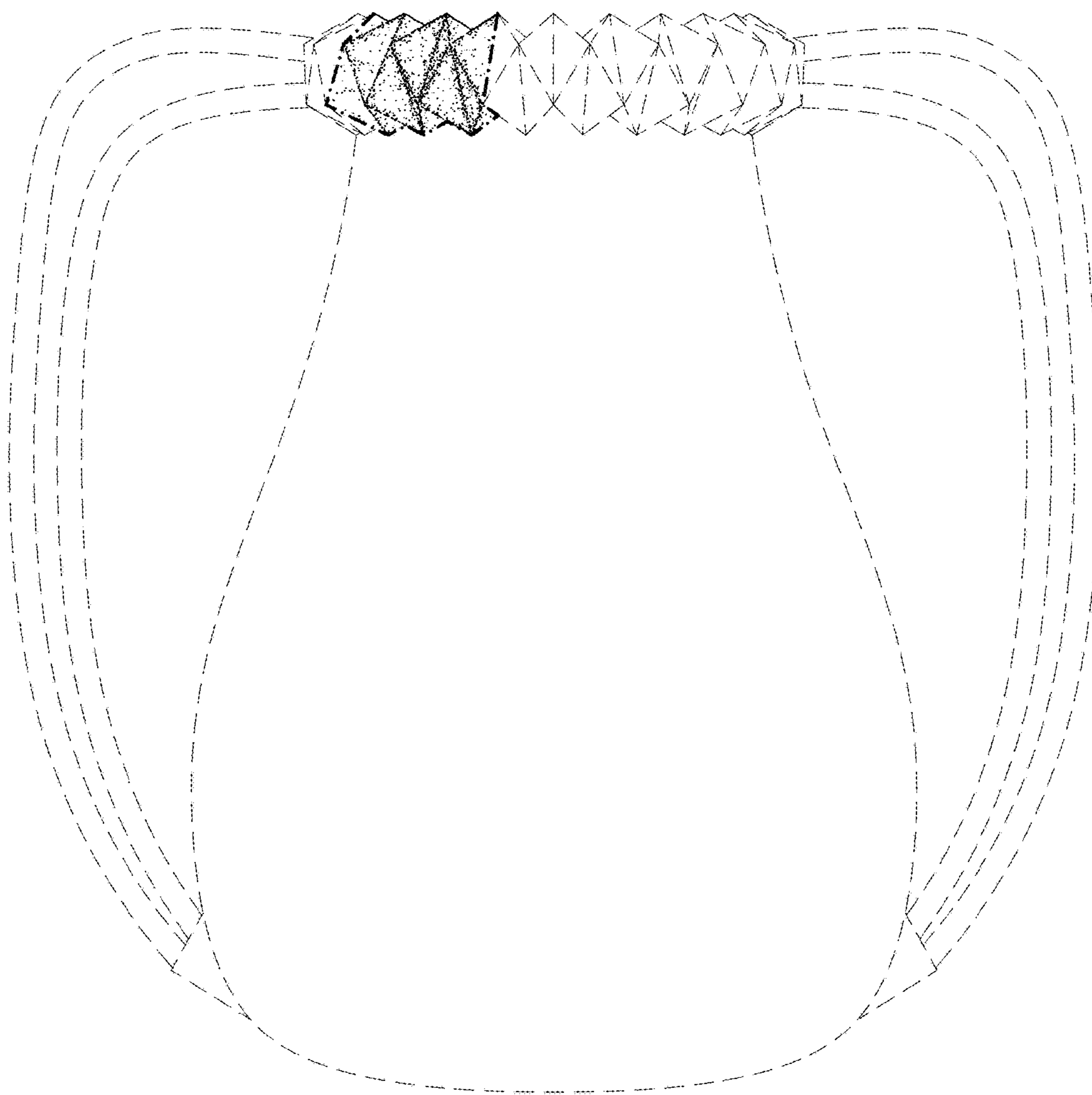


FIG. 2

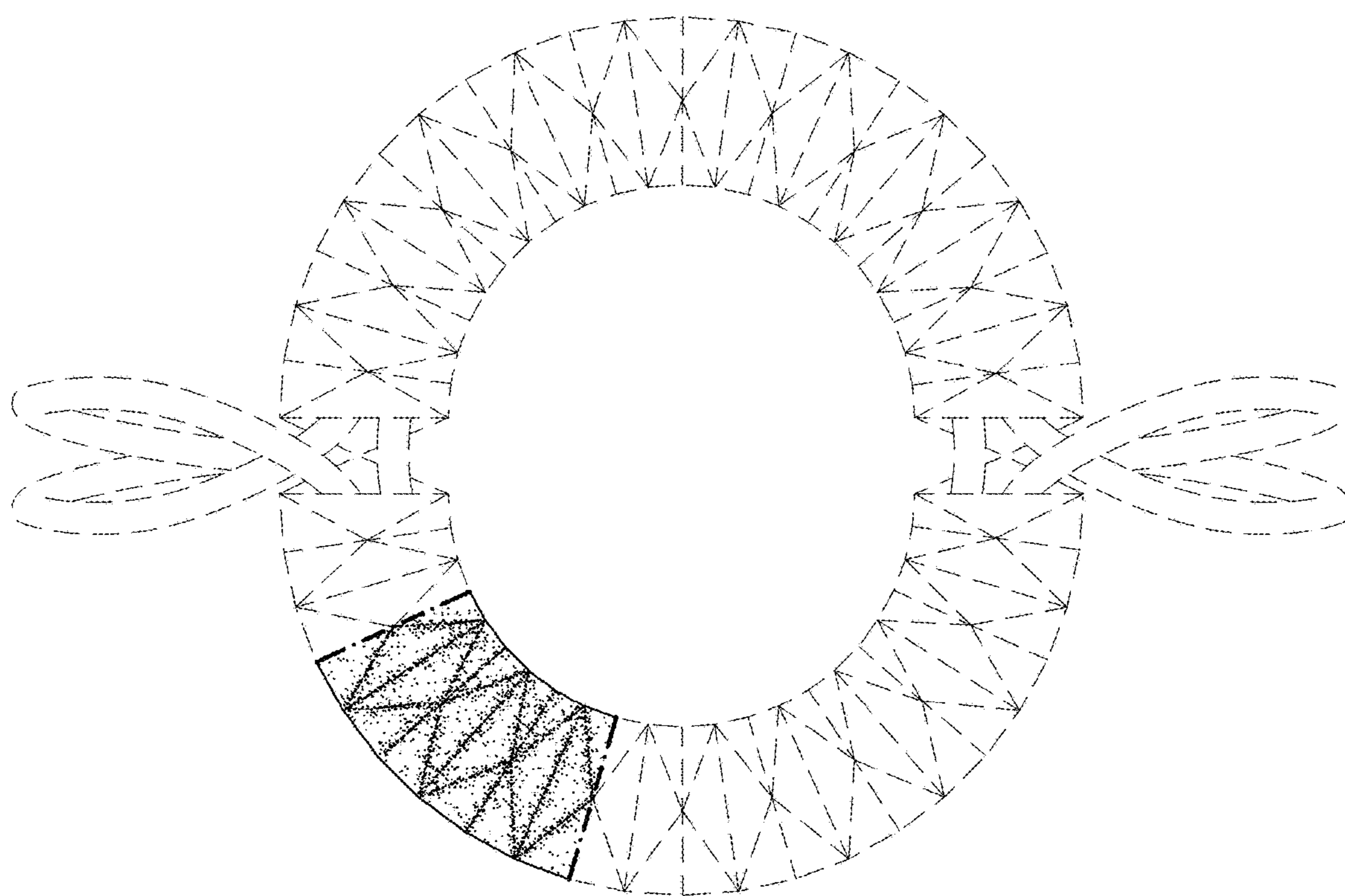


FIG. 3




FIG. 4

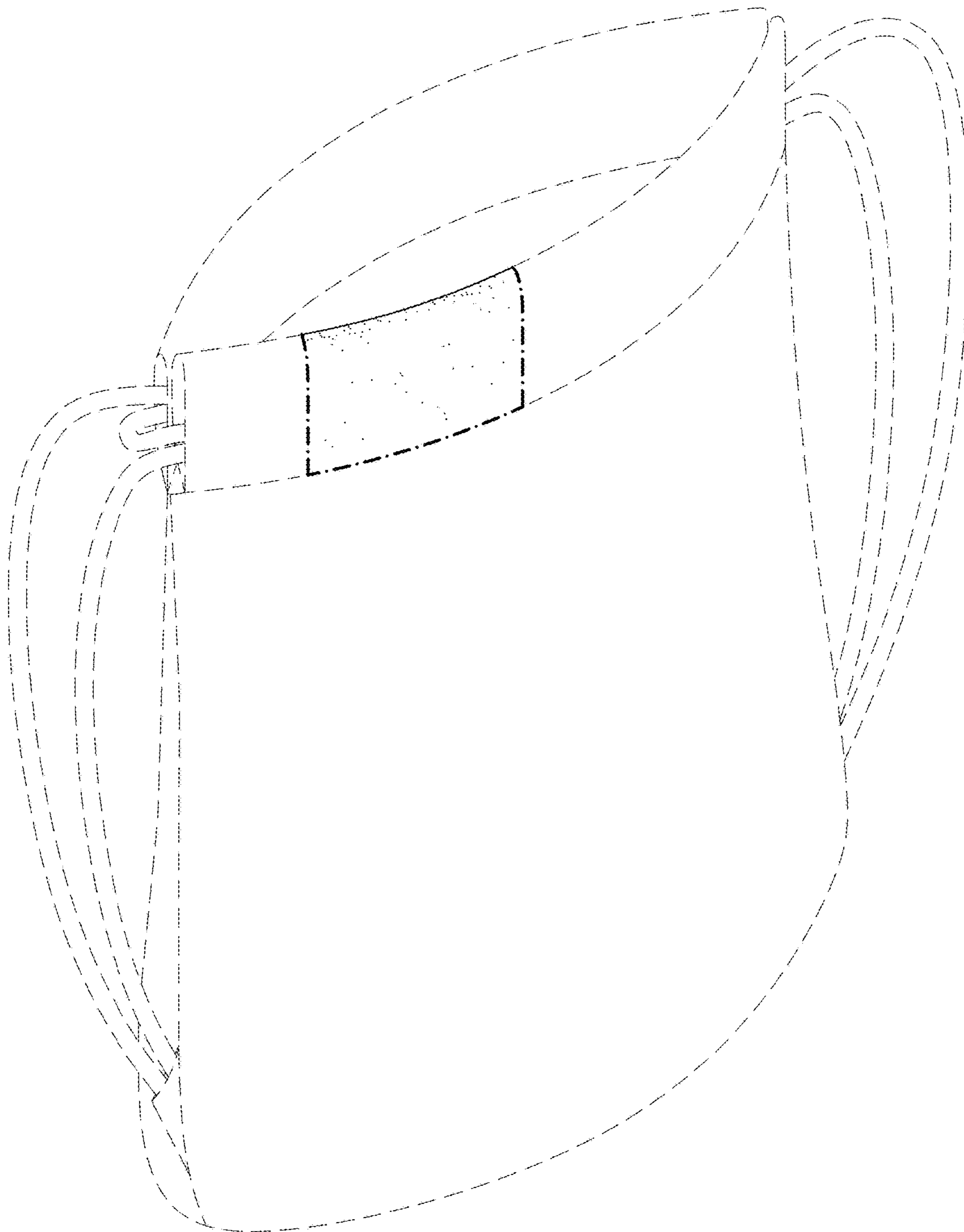


FIG. 5

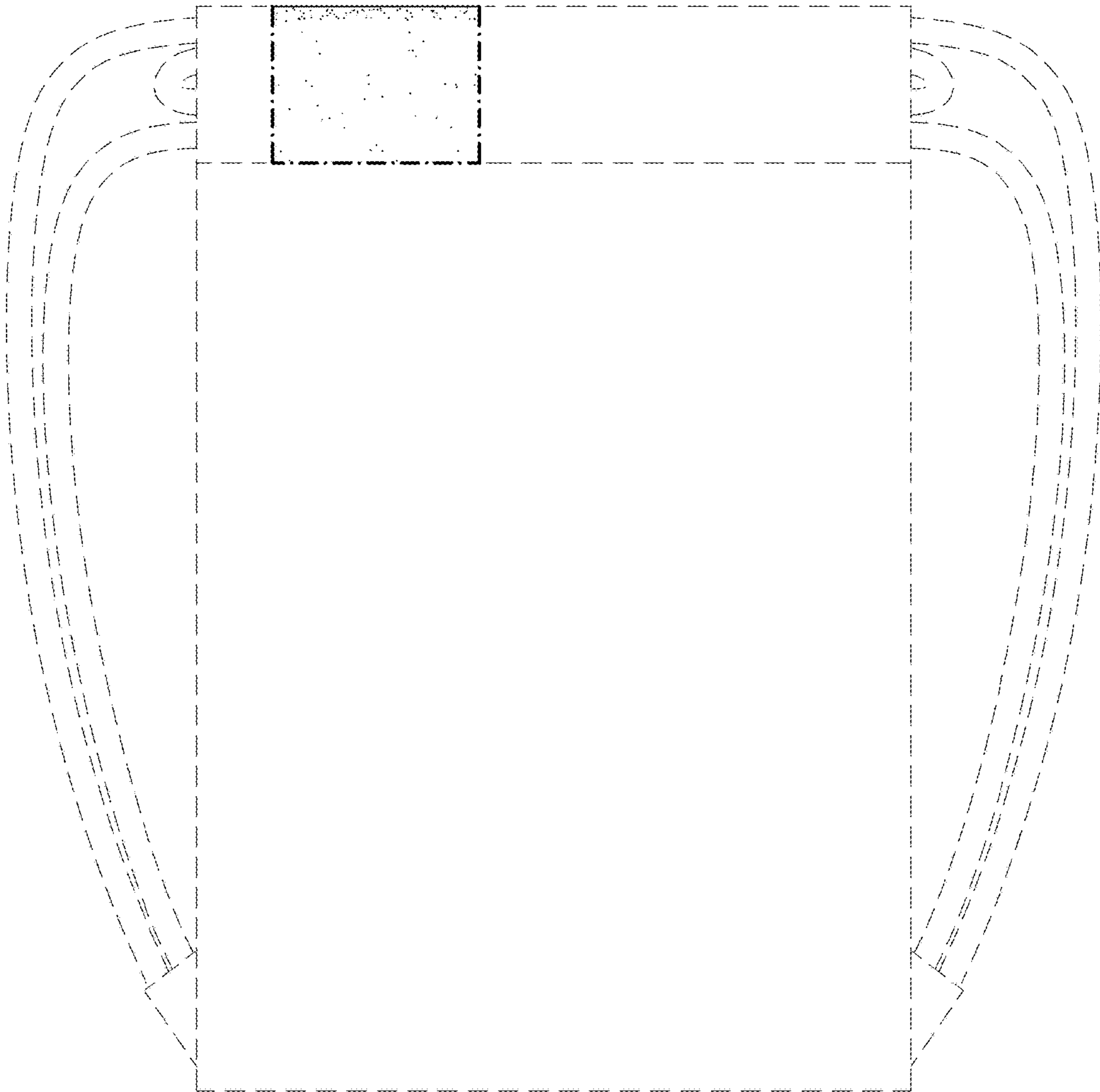


FIG. 6

UNITED STATES PATENT AND TRADEMARK OFFICE  
**CERTIFICATE OF CORRECTION**

PATENT NO. : D792,106 S  
APPLICATION NO. : 29/562368  
DATED : July 18, 2017  
INVENTOR(S) : David Sagan

Page 1 of 1

It is certified that error appears in the above-identified patent and that said Letters Patent is hereby corrected as shown below:

On the Title Page

In the Description:

Line 9: "design; and," should read -- design; and --.

Signed and Sealed this  
Fifth Day of September, 2017



Joseph Matal  
*Performing the Functions and Duties of the  
Under Secretary of Commerce for Intellectual Property and  
Director of the United States Patent and Trademark Office*