



US00D792099S

(12) **United States Design Patent**
Hsu et al.

(10) **Patent No.:** **US D792,099 S**

(45) **Date of Patent:** **** Jul. 18, 2017**

(54) **MESH BASKET**

(71) Applicant: **Seville Classics Inc.**, Torrance, CA
(US)

(72) Inventors: **Li-Han Hsu**, Torrance, CA (US);
Cynthia J. Luff, Redondo Beach, CA
(US)

(73) Assignee: **Seville Classics, Inc.**, Torrance, CA
(US)

(**) Term: **15 Years**

(21) Appl. No.: **29/533,260**

(22) Filed: **Jul. 15, 2015**

(51) **LOC (10) Cl.** **03-01**

(52) **U.S. Cl.**
USPC **D3/306**

(58) **Field of Classification Search**
USPC D3/304, 306, 315; D7/550.1, 554.2,
D7/554.3; D19/75, 77-78, 81
CPC A47G 19/12; A47G 23/06; A47J 47/14
See application file for complete search history.

(56) **References Cited**

U.S. PATENT DOCUMENTS

| | | | | | |
|------------|---|---------|---------|-------|--------|
| D433,709 S | * | 11/2000 | Hardy | | D19/75 |
| D433,711 S | * | 11/2000 | Andujar | | D19/75 |
| D437,984 S | * | 2/2001 | Weiss | | D34/1 |
| D453,027 S | * | 1/2002 | Andujar | | D19/90 |
| D513,874 S | * | 1/2006 | Hardy | | D3/306 |
| D528,300 S | * | 9/2006 | Hardy | | D3/306 |

| | | | | | |
|-----------------|---|---------|---------|-------|----------------------|
| D563,163 S | * | 3/2008 | Blouw | | D7/409 |
| D579,660 S | * | 11/2008 | Snider | | D3/304 |
| D586,558 S | * | 2/2009 | Ziemann | | D3/304 |
| D615,825 S | * | 5/2010 | Curtin | | D7/667 |
| D632,080 S | * | 2/2011 | Hardy | | D3/306 |
| D639,561 S | * | 6/2011 | Hardy | | D3/306 |
| D657,563 S | * | 4/2012 | Hardy | | D3/306 |
| D658,881 S | * | 5/2012 | Post | | D3/306 |
| D677,056 S | * | 3/2013 | Hu | | D3/306 |
| D679,501 S | * | 4/2013 | Hu | | D3/306 |
| D689,695 S | * | 9/2013 | Hu | | D3/306 |
| D730,128 S | * | 5/2015 | Hu | | D7/637 |
| D731,256 S | * | 6/2015 | Hu | | D7/637 |
| 2012/0152993 A1 | * | 6/2012 | Chen | | B62J 9/00 224/419 |

* cited by examiner

Primary Examiner — Kelley Donnelly

(74) *Attorney, Agent, or Firm* — Raymond Sun

(57) **CLAIM**

The ornamental design for a mesh basket, as shown and described.

DESCRIPTION

FIG. 1 is a perspective view of a mesh basket showing our new design.

FIG. 2 is a front plan view thereof;

FIG. 3 is a left plan view thereof;

FIG. 4 is a right plan view thereof;

FIG. 5 is a top plan view thereof;

FIG. 6 is a bottom plan view thereof; and,

FIG. 7 is a rear plan view thereof.

1 Claim, 7 Drawing Sheets





FIG. 1




FIG. 2




FIG. 3




FIG. 4



FIG. 5



FIG. 6




FIG. 7