



US00D792095S

(12) **United States Design Patent**
Morszeck

(10) **Patent No.:** **US D792,095 S**
(45) **Date of Patent:** **** Jul. 18, 2017**

- (54) **SUITCASE**
- (71) Applicant: **RIMOWA GmbH**, Cologne (DE)
- (72) Inventor: **Dieter Morszeck**, Cologne (DE)
- (73) Assignee: **RIMOWA GmbH**, Cologne (DE)
- (**) Term: **15 Years**
- (21) Appl. No.: **29/567,000**
- (22) Filed: **Jun. 3, 2016**

Related U.S. Application Data

- (62) Division of application No. 29/520,746, filed on Mar. 17, 2015, now Pat. No. Des. 768,985.

Foreign Application Priority Data

- Sep. 17, 2014 (EP) 002539684
- Dec. 19, 2014 (EP) 002601609

- (51) **LOC (10) Cl.** **03-01**
- (52) **U.S. Cl.**
USPC **D3/279**

- (58) **Field of Classification Search**
USPC D3/273, 276, 279, 281, 282, 289, 291,
D3/902, 272
CPC A45C 5/00; A45C 5/03; A45C 2005/037;
A45C 5/14; A45C 7/0027; A45C 7/0018;
A45C 2005/032; A45C 2005/035; A45C
5/04
See application file for complete search history.

(56) **References Cited**

U.S. PATENT DOCUMENTS

- D276,052 S * 10/1984 Wedel D16/246
- 5,685,403 A * 11/1997 Morszeck A45C 5/14
190/126

- D402,463 S * 12/1998 Mettler D3/279
- D417,076 S * 11/1999 Buban, Jr. D3/276
- D417,781 S * 12/1999 Staheli D3/276
- D437,484 S * 2/2001 Tiramani D3/276
- D463,910 S * 10/2002 Tchan D3/279
- D663,119 S * 7/2012 Wright D3/274
- D666,000 S * 8/2012 Gifford D3/279
- D675,018 S * 1/2013 Roberts D3/279
- D722,771 S * 2/2015 Wu D3/279
- 9,016,449 B1 * 4/2015 Soboyejo A45C 5/00
150/106
- D740,558 S * 10/2015 Liao D3/279
- D755,518 S * 5/2016 Sijmons D3/279
- D759,971 S * 6/2016 Riddiford D3/279
- D768,985 S * 10/2016 Morszeck D3/279
- D783,282 S * 4/2017 Sijmons D3/279
- D784,016 S * 4/2017 Morszeck D3/279
- 2004/0129469 A1 * 7/2004 Kader A45C 5/14
180/167
- 2014/0374205 A1 * 12/2014 De Jesus A45C 5/14
190/18 A
- 2016/0051022 A1 * 2/2016 Morszeck A45C 5/02
190/18 A

(Continued)

Primary Examiner — Jennifer Rivard

Assistant Examiner — April Rivas

(74) *Attorney, Agent, or Firm* — Maier & Maier, PLLC

(57) **CLAIM**

The ornamental design for a suitcase, as shown and described.

DESCRIPTION

- FIG. 1 is a front right perspective view of a suitcase;
- FIG. 2 is a front view thereof;
- FIG. 3 is a rear view thereof;
- FIG. 4 is a right side view thereof;
- FIG. 5 is a left side view thereof;
- FIG. 6 is a top view thereof; and,
- FIG. 7 is a bottom view thereof.

1 Claim, 6 Drawing Sheets



(56)

References Cited

U.S. PATENT DOCUMENTS

2016/0113366 A1* 4/2016 Sijmons A45C 5/14
190/124
2016/0286912 A1* 10/2016 Morszeck A45C 5/03
2017/0042302 A1* 2/2017 Farrelly A45C 13/30

* cited by examiner



Fig. 1



Fig. 2



Fig. 3



Fig. 4




Fig. 5




Fig. 6




Fig. 7