



US00D792085S

(12) **United States Design Patent** (10) **Patent No.:** **US D792,085 S**
Kuerbis (45) **Date of Patent:** **** Jul. 18, 2017**

(54) **SHOE UPPER**

(71) Applicant: **NIKE, Inc.**, Beaverton, OR (US)

(72) Inventor: **Tate E. Kuerbis**, Portland, OR (US)

(73) Assignee: **NIKE, Inc.**, Beaverton, OR (US)

(**) Term: **15 Years**

(21) Appl. No.: **29/552,676**

(22) Filed: **Jan. 25, 2016**

(51) **LOC (10) Cl.** **02-04**

(52) **U.S. Cl.**
USPC **D2/972**

(58) **Field of Classification Search**
USPC D2/900, 902, 907, 909-912, 915,
D2/923-927, 929-930, 939, 942-946,
D2/964-965, 969, 971-975, 977-978;
D5/5, 13-14, 26, 28, 53, 57, 65
CPC A43B 1/04; A43B 3/0078; A43B 3/06;
A43B 3/10; A43B 3/12; A43B 3/126;
A43B 3/24; A43B 5/00; A43B 5/04;
A43B 5/06; A43B 5/10; A43B 9/00;
A43B 11/00; A43B 23/00; A43B
23/0205; A43B 23/0245; A43B 23/025;
A43B 23/04; A43B 23/24; A43B 23/25;
A43B 23/26

See application file for complete search history.

(56) **References Cited**

U.S. PATENT DOCUMENTS

D17,195 S *	3/1887	Osborne	D5/47
D106,156 S *	9/1937	Troy	D5/47
D335,949 S *	6/1993	Rogers	D2/972
D633,708 S *	3/2011	Hatfield	D2/972
D651,391 S *	1/2012	Mokos	D2/972

D667,625 S *	9/2012	Shaffer	D2/972
D682,530 S *	5/2013	Wilken	D2/972
D702,930 S *	4/2014	Rademacher	D2/969
D707,032 S *	6/2014	Martin	D2/973
D707,950 S *	7/2014	William, Jr.	D2/972
D716,540 S *	11/2014	Anceresi	D2/972
D720,522 S *	1/2015	Anceresi	D2/972
D722,224 S *	2/2015	Williams, Jr.	D2/972
D735,478 S *	8/2015	Tulin	D5/57
D744,223 S *	12/2015	Kirschner	D2/972
D769,603 S *	10/2016	Mueller	D2/972

OTHER PUBLICATIONS

Nike Footwear Catalog, 2012 Fall Jordan Footwear, p. 89, published Nov. 2011, NIKE, Inc., USA.

* cited by examiner

Primary Examiner — Karen Kearney

Assistant Examiner — Katherine Glennon

(74) *Attorney, Agent, or Firm* — Banner & Witcoff, Ltd.

(57) **CLAIM**

The ornamental design for a shoe upper, as shown and described.

DESCRIPTION

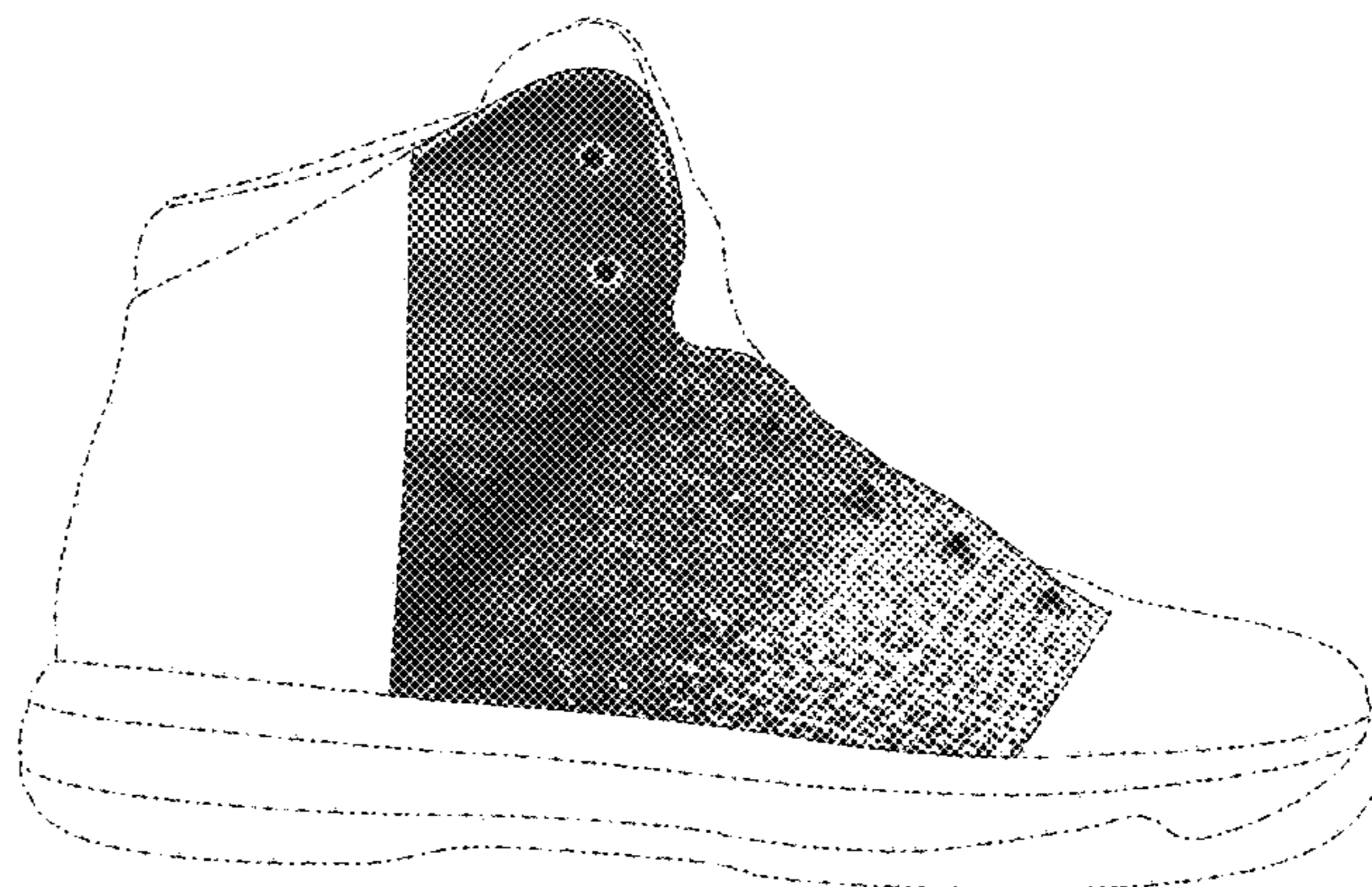
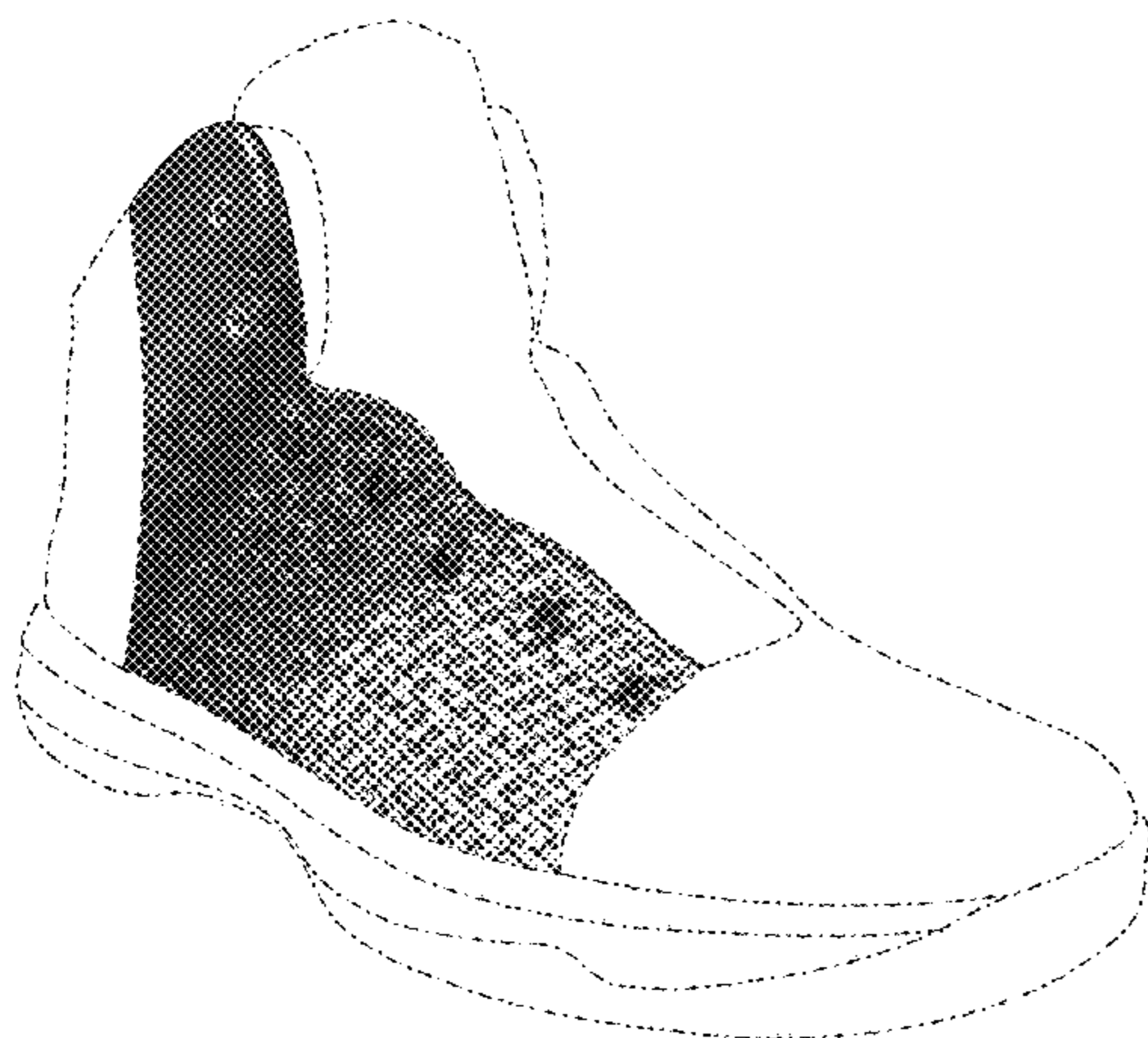
FIG. 1 is a front perspective view of a shoe upper showing my new design;

FIG. 2 is a side view thereof; and,

FIG. 3 is a rear perspective view thereof.

The photographic area is claimed. The broken lines immediately adjacent to the photographic area represent unclaimed boundaries of the design. The broken lines showing the remainder of the shoe are for environmental purposes only and form no part of the claimed design.

1 Claim, 3 Drawing Sheets



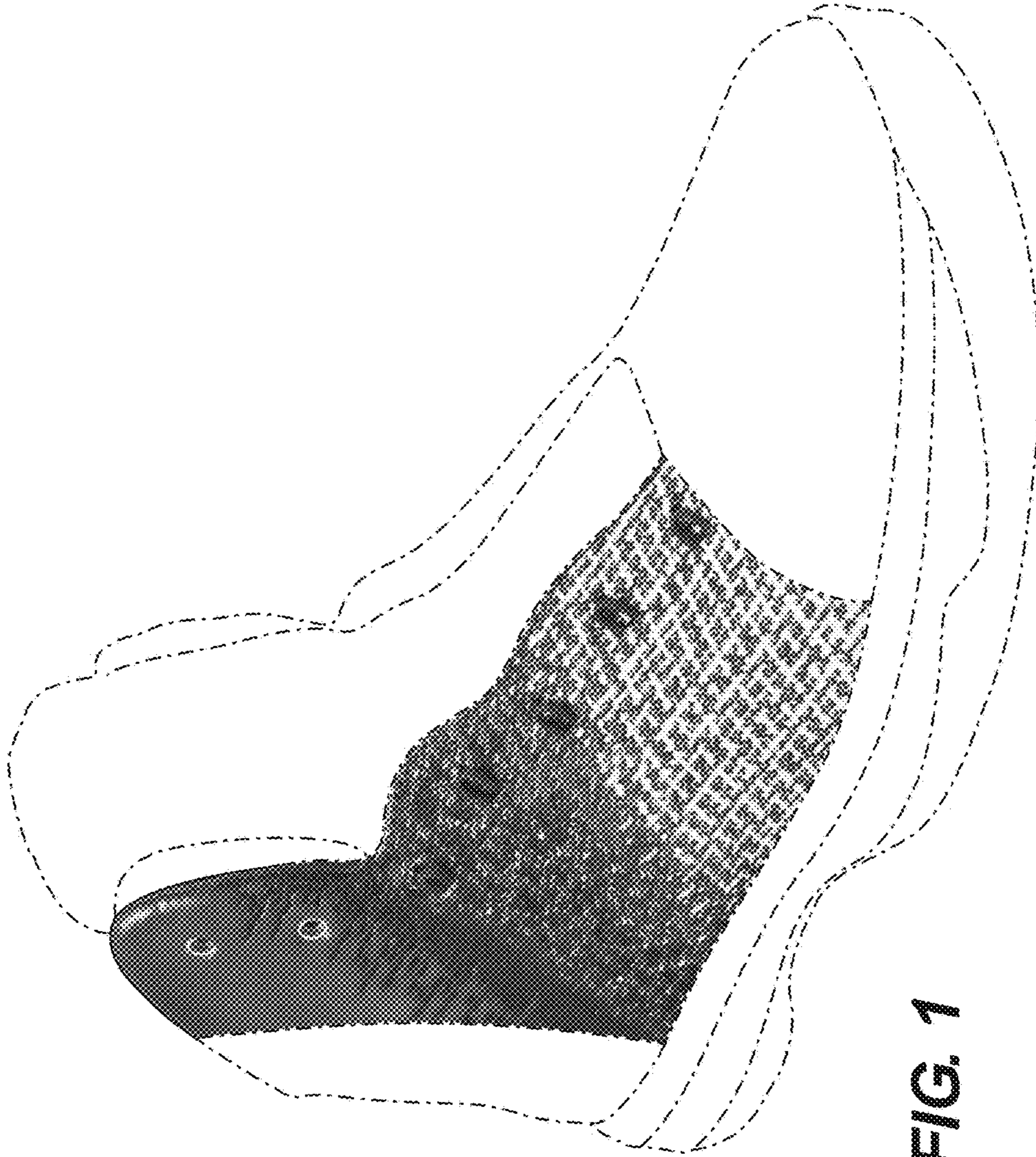


FIG. 1

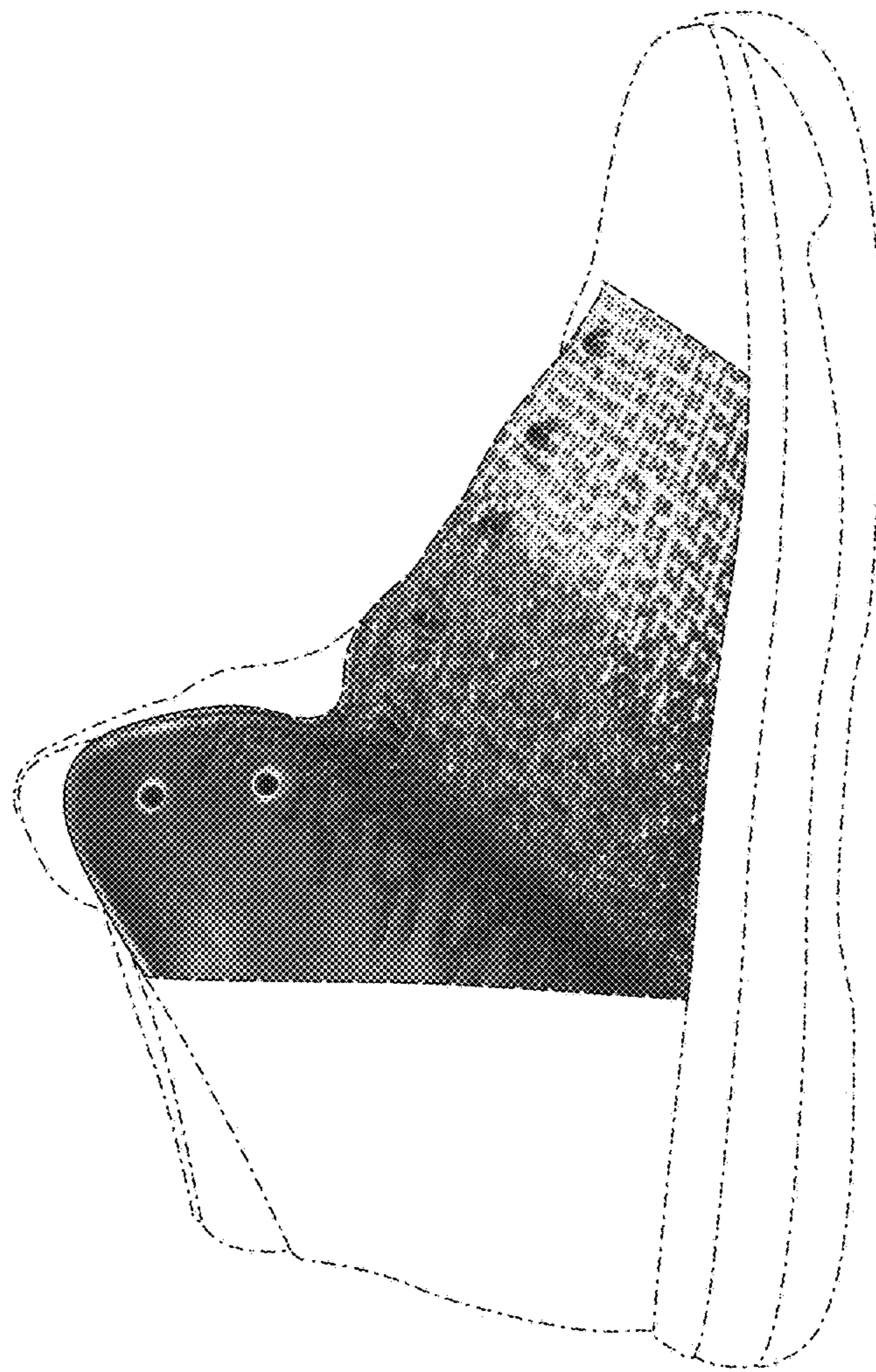


FIG. 2

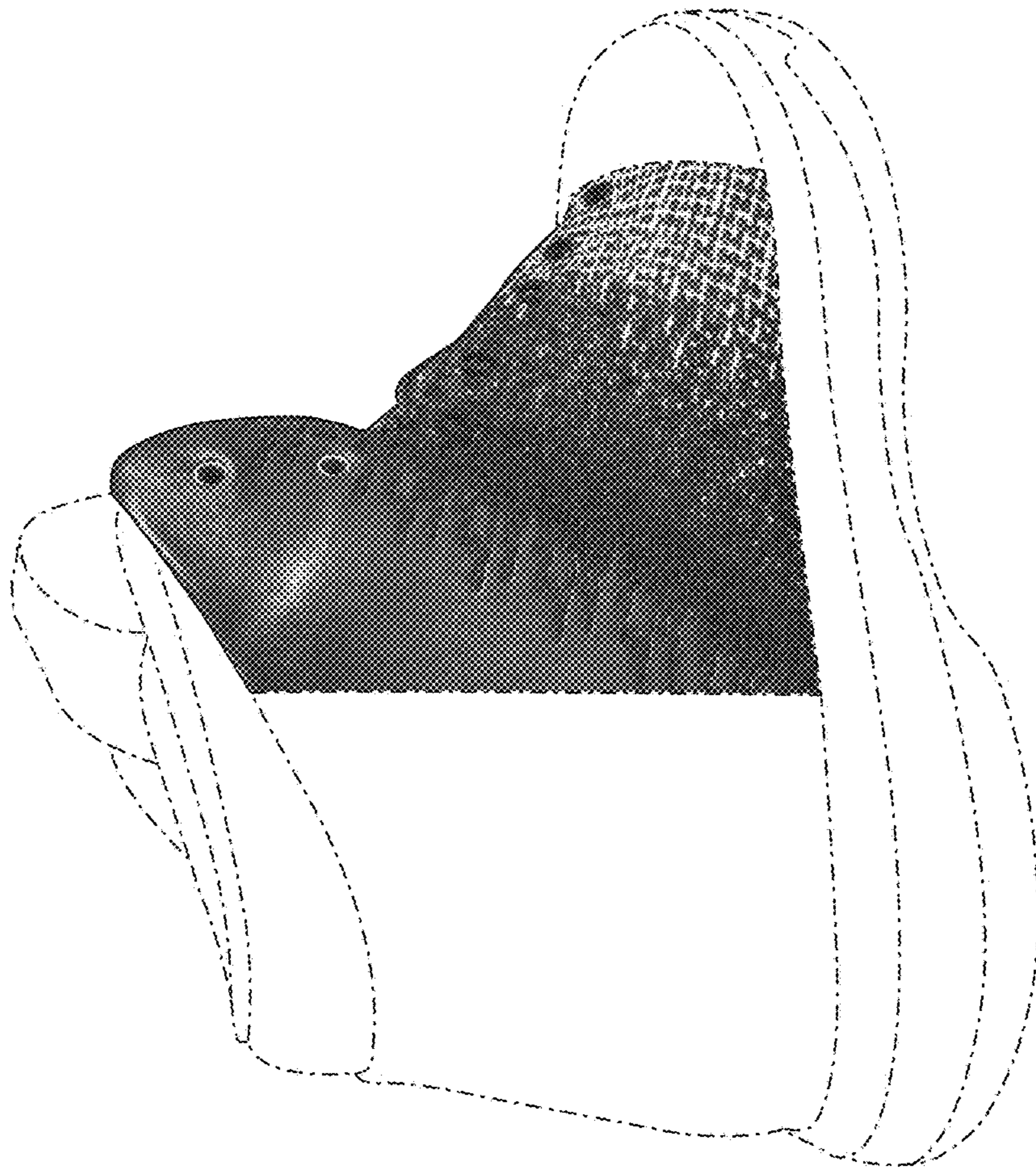


FIG. 3