



US00D792084S

(12) **United States Design Patent**
Rasmussen

(10) **Patent No.:** **US D792,084 S**

(45) **Date of Patent:** **** Jul. 18, 2017**

(54) **SHOE UPPER**

(71) Applicant: **NIKE, Inc.**, Beaverton, OR (US)

(72) Inventor: **Jeff Rasmussen**, Portland, OR (US)

(73) Assignee: **NIKE, Inc.**, Beaverton, OR (US)

(**) Term: **15 Years**

(21) Appl. No.: **29/548,998**

(22) Filed: **Dec. 18, 2015**

(51) **LOC (10) Cl.** **02-99**

(52) **U.S. Cl.**
USPC **D2/972**

(58) **Field of Classification Search**
USPC D2/902, 906-908, 944, 969, 971-974
CPC ... A43B 13/181; A43B 13/141; A43B 13/186;
A43B 13/188; A43B 23/00; A43B 23/02;
A43B 5/00; A43B 23/26; A43B 1/04;
A43B 11/14; A43B 7/00; A43B 3/12
See application file for complete search history.

(56) **References Cited**

U.S. PATENT DOCUMENTS

D328,966 S	*	9/1992	Aveni	D2/973
D407,548 S	*	4/1999	Holmes	D2/972
D460,252 S	*	7/2002	Smith	D2/972
D461,043 S	*	8/2002	Greene	D2/972
D461,304 S	*	8/2002	Clegg	D2/972
D491,718 S	*	6/2004	Link	
D580,646 S	*	11/2008	Portzline	D2/972

D595,945 S	7/2009	Mochen
D610,339 S	2/2010	Mermet
D610,340 S	2/2010	Cooper
D610,341 S	2/2010	Cooper
D623,842 S	9/2010	Yun
D634,111 S	3/2011	Hull
D636,592 S	4/2011	Dekovic
D682,535 S	5/2013	Dekovic
D683,113 S	5/2013	Napurano
D693,106 S	11/2013	James
D699,933 S	2/2014	Rasmussen
D725,895 S	4/2015	Cin

* cited by examiner

Primary Examiner — Dominic Simone

(74) *Attorney, Agent, or Firm* — Banner & Witcoff, Ltd.

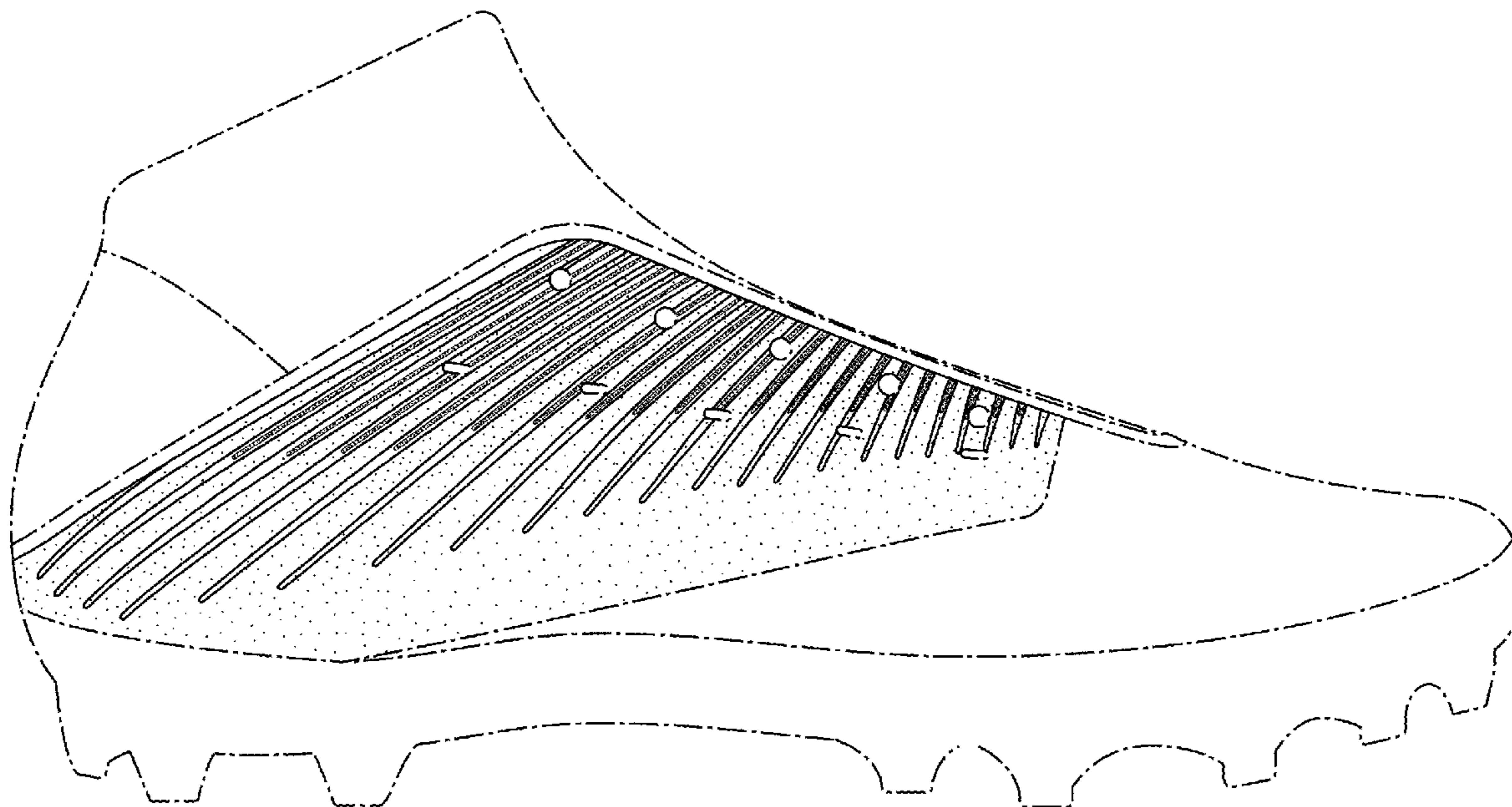
(57) **CLAIM**

The ornamental design for a shoe upper, as shown and described.

DESCRIPTION

FIG. 1 is a front perspective view of a shoe upper showing my new design;
FIG. 2 is a side view thereof; and,
FIG. 3 is a rear perspective view thereof.
The broken line immediately adjacent to the shaded area represents an unclaimed boundaries of the design. The unshaded regions within the shaded area form no part of the claimed design. The broken lines showing of the five circular regions, the five oval shaped regions, and the remainder of the shoe are for environmental purposes only and form no part of the claimed design.

1 Claim, 3 Drawing Sheets



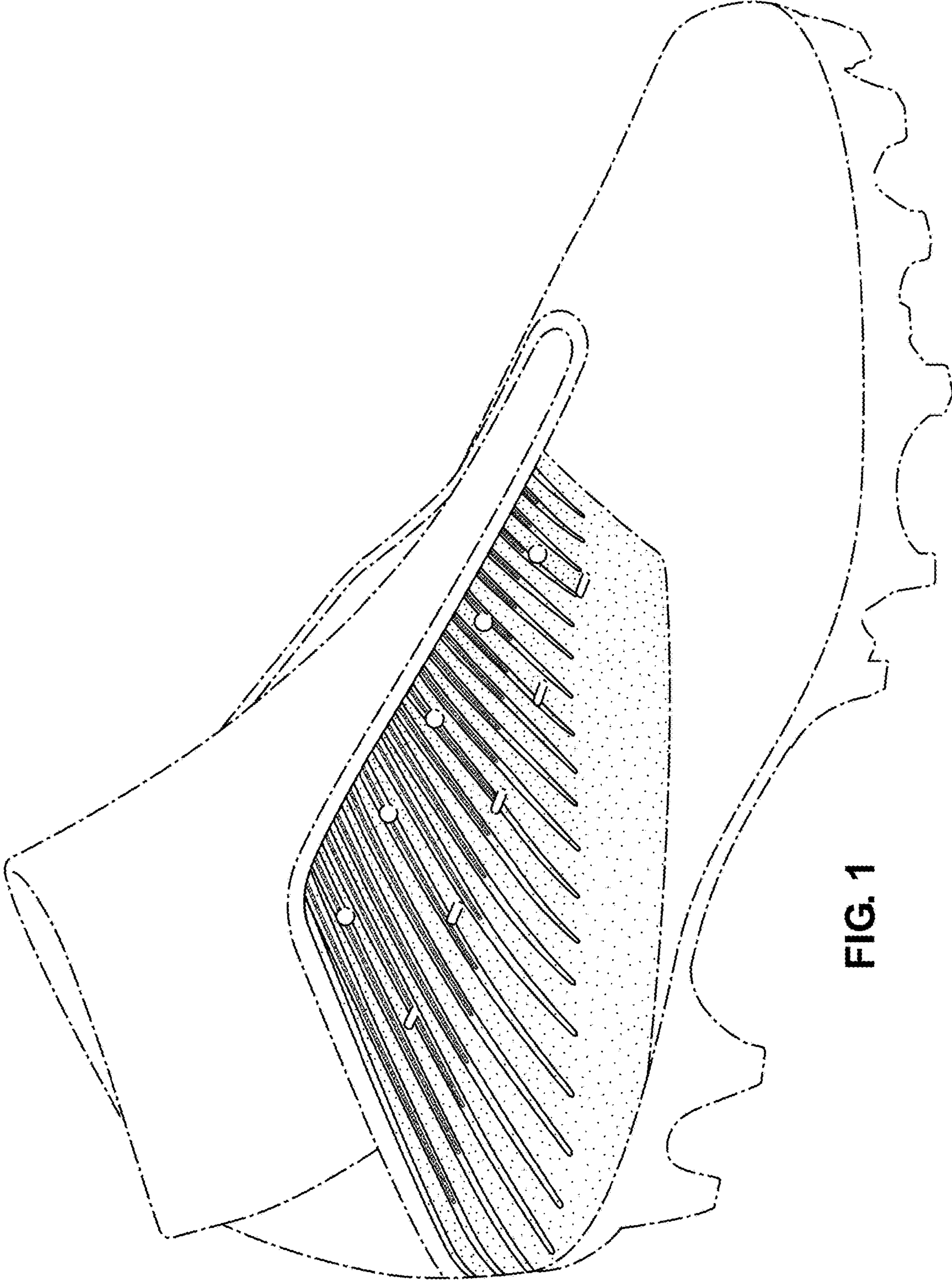


FIG. 1

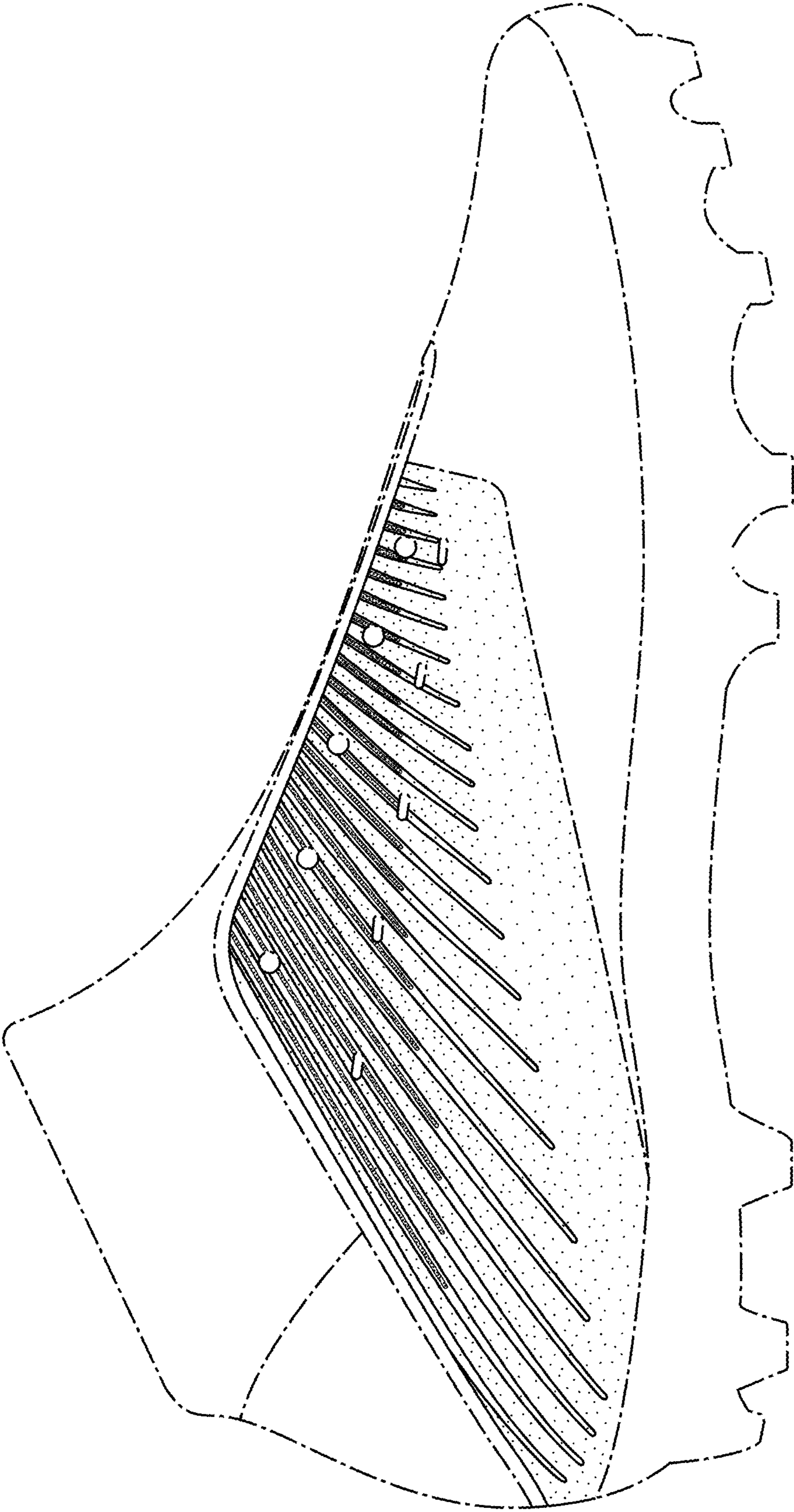


FIG. 2

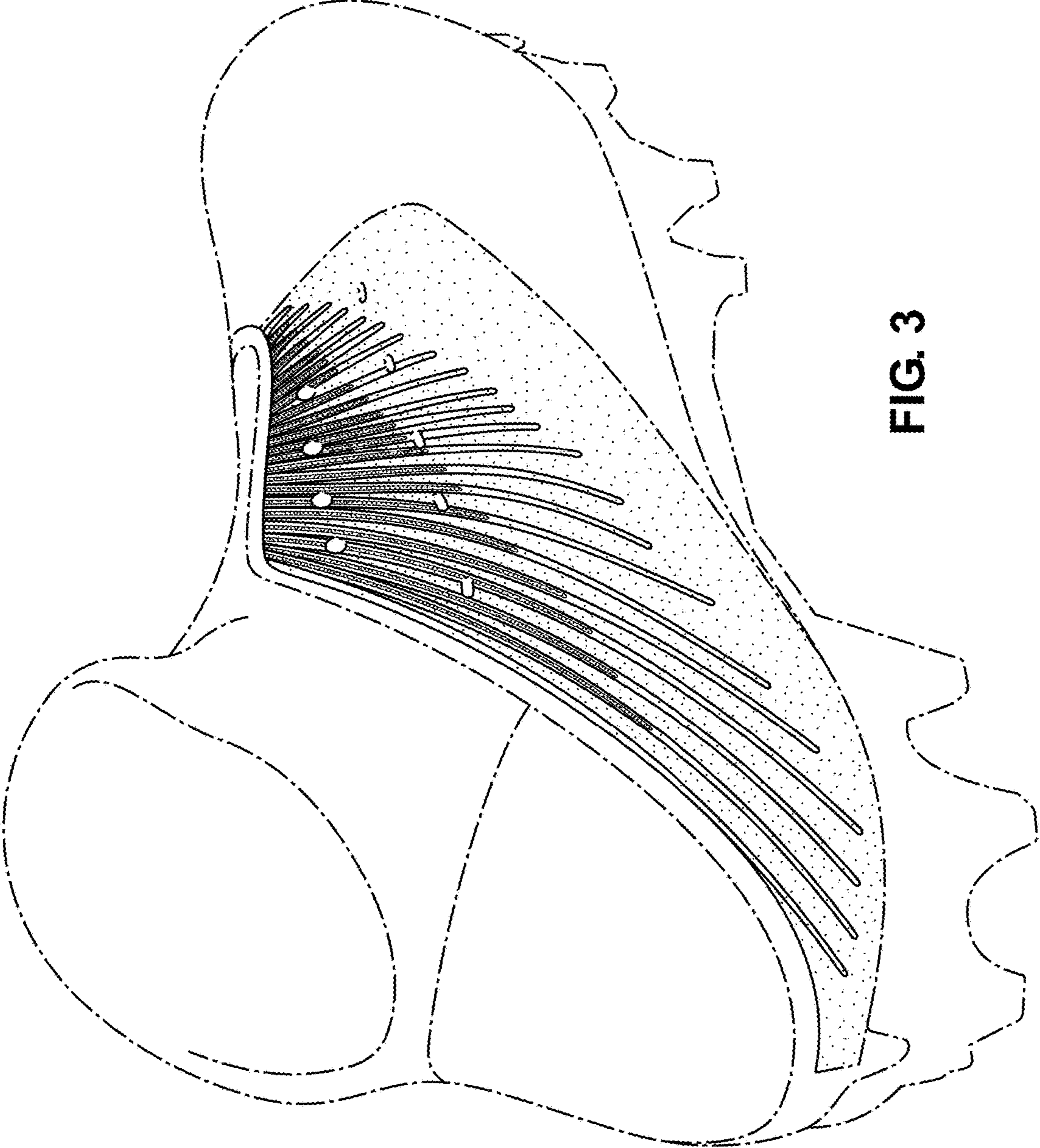


FIG. 3