

US00D792080S

(12) **United States Design Patent** (10) **Patent No.:** **US D792,080 S**
Lee (45) **Date of Patent:** **** Jul. 18, 2017**

(54) **SHOE UPPER**
(71) Applicant: **NIKE, Inc.**, Beaverton, OR (US)
(72) Inventor: **Jeongwoo Lee**, Portland, OR (US)
(73) Assignee: **NIKE, Inc.**, Beaverton, OR (US)
(**) Term: **15 Years**

D735,462 S * 8/2015 Pauk D2/972
D749,831 S * 2/2016 Gewirz D2/946
D767,868 S * 10/2016 Johnsongriffin D2/972
D771,925 S * 11/2016 Johnsongriffin D2/972
2014/0377488 A1* 12/2014 Jamison A43B 1/04
428/36.1
2016/0088893 A1* 3/2016 Meir A43B 1/04
36/84
2016/0208421 A1* 7/2016 Baines A43B 1/04

(21) Appl. No.: **29/536,497**
(22) Filed: **Aug. 17, 2015**
(51) **LOC (10) Cl.** **02-04**
(52) **U.S. Cl.**
USPC **D2/972; D2/973**
(58) **Field of Classification Search**
USPC D2/902, 907, 908, 920, 944, 969, 970,
D2/972-975; D5/47, 49, 60
CPC .. A43B 1/04; A43B 5/008; A43B 5/06; A43B
5/10
See application file for complete search history.

OTHER PUBLICATIONS

Nike Mercurial Superfly [online], [retrieved Oct. 4, 2016], Retrieved from Internet < http://www.nike.com/us/en_us/c/launch/2014-06/nike-mercurial-superfly>; 14 color sheets, Dated Jun. 12, 2014.

* cited by examiner

Primary Examiner — Celia Murphy
Assistant Examiner — Clare Ann Gannon
(74) *Attorney, Agent, or Firm* — Banner & Witcoff, Ltd.

(57) **CLAIM**

The ornamental design for a shoe upper, as shown and described.

(56) **References Cited**

U.S. PATENT DOCUMENTS

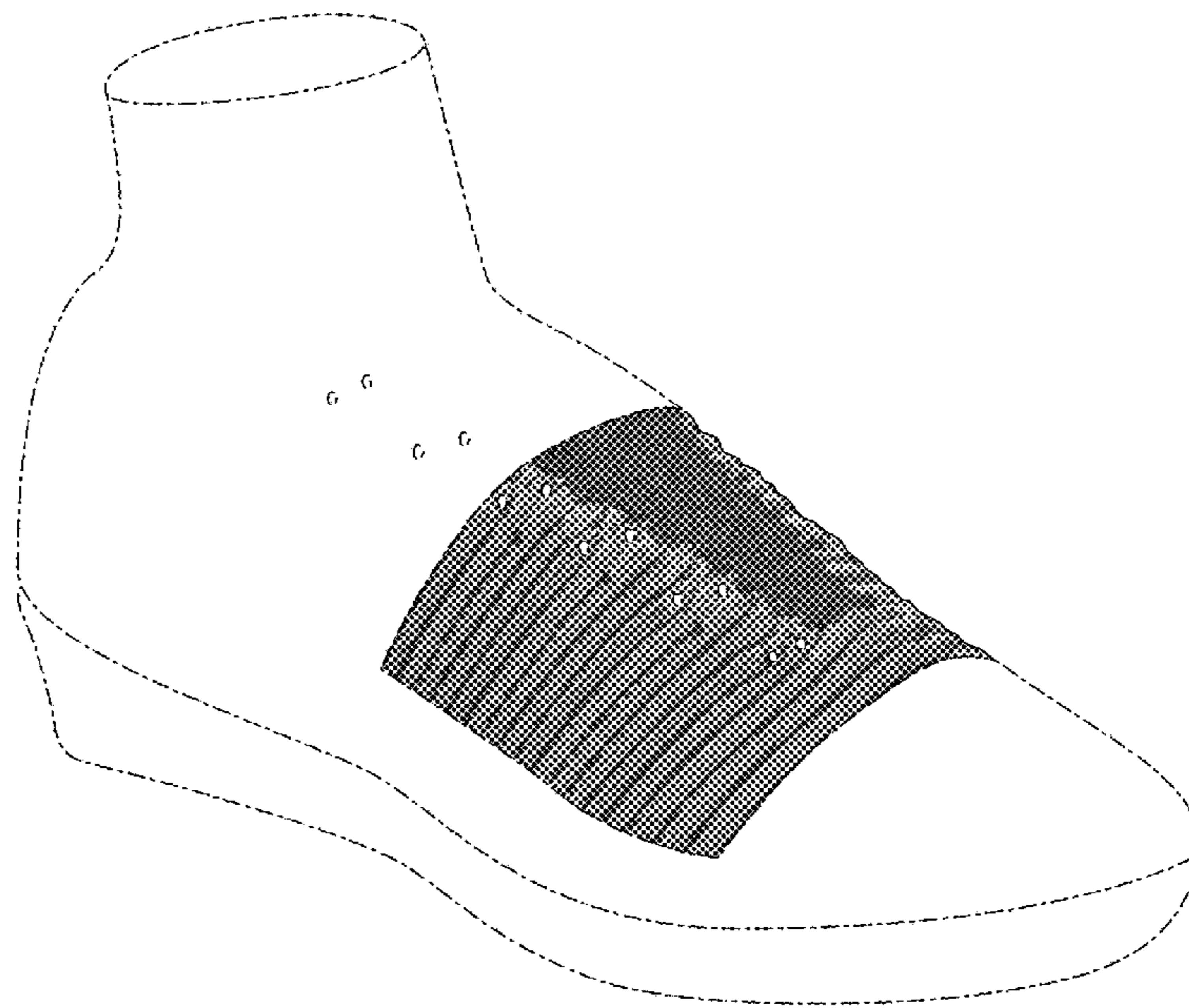
D86,152 S * 2/1932 Bellak 66/171
3,365,918 A * 1/1968 Hughes D04B 23/08
112/412
3,782,137 A * 1/1974 Hughes D04B 23/08
428/102
D475,518 S * 6/2003 Lotti D2/972
D495,867 S * 9/2004 Avar D2/972
D508,766 S * 8/2005 McDowell D2/972
D595,046 S * 6/2009 Chang D2/972
D668,441 S * 10/2012 Shaffer D2/972
D710,585 S * 8/2014 Ho D2/972
D725,895 S * 4/2015 Cin D2/972
9,078,488 B1 7/2015 Meir et al.

DESCRIPTION

FIG. 1 is a front perspective view of a shoe upper showing my new design;
FIG. 2 is a lateral side view thereof;
FIG. 3 is a medial side view thereof; and,
FIG. 4 is a top view thereof.

The broken lines immediately surrounding the photographic area represents an unclaimed peripheral boundary of the design. The broken lines showing the eyelet holes and the remainder of the shoe are for environmental purposes only and form no part of the claimed design.

1 Claim, 4 Drawing Sheets



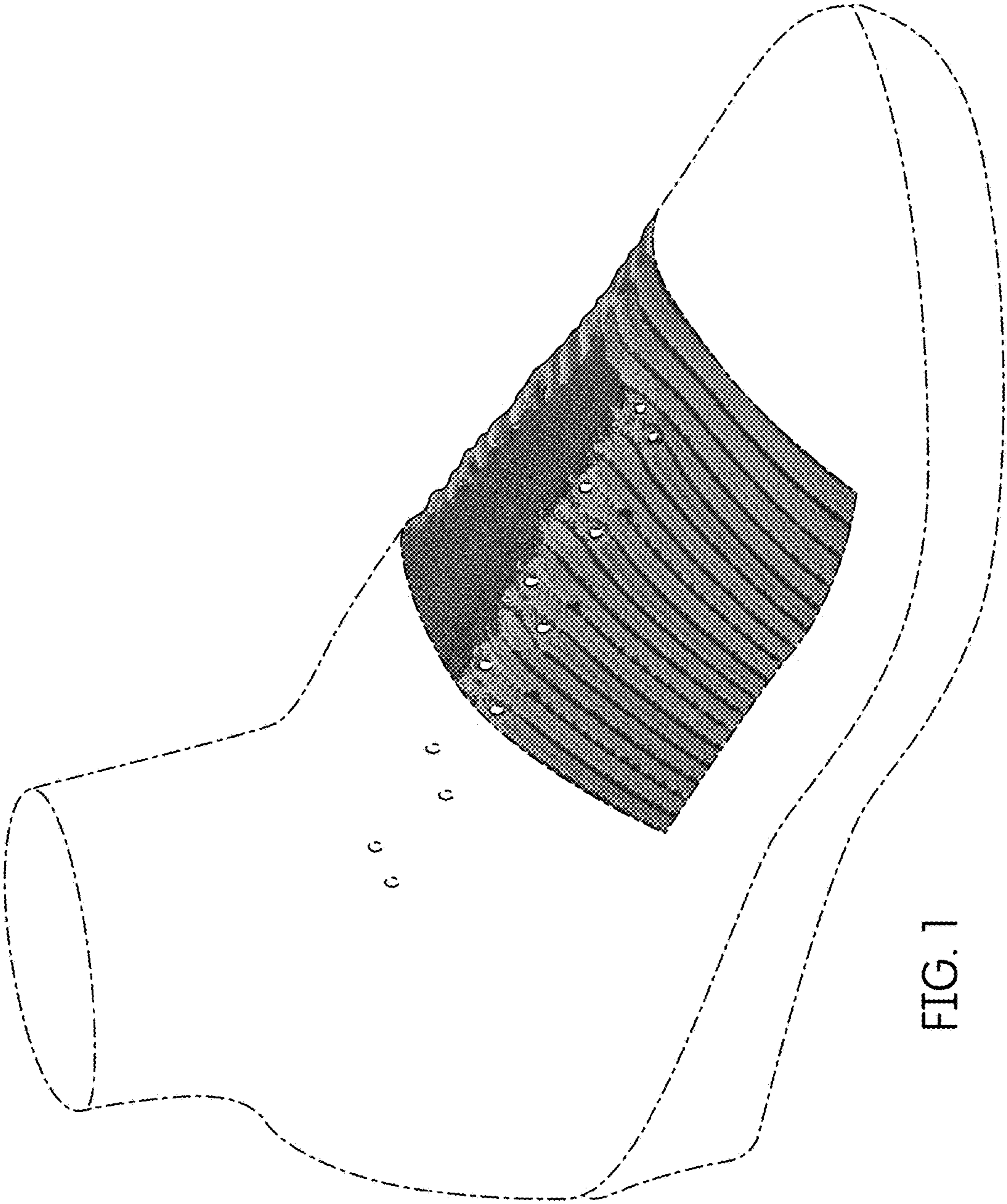


FIG. 1

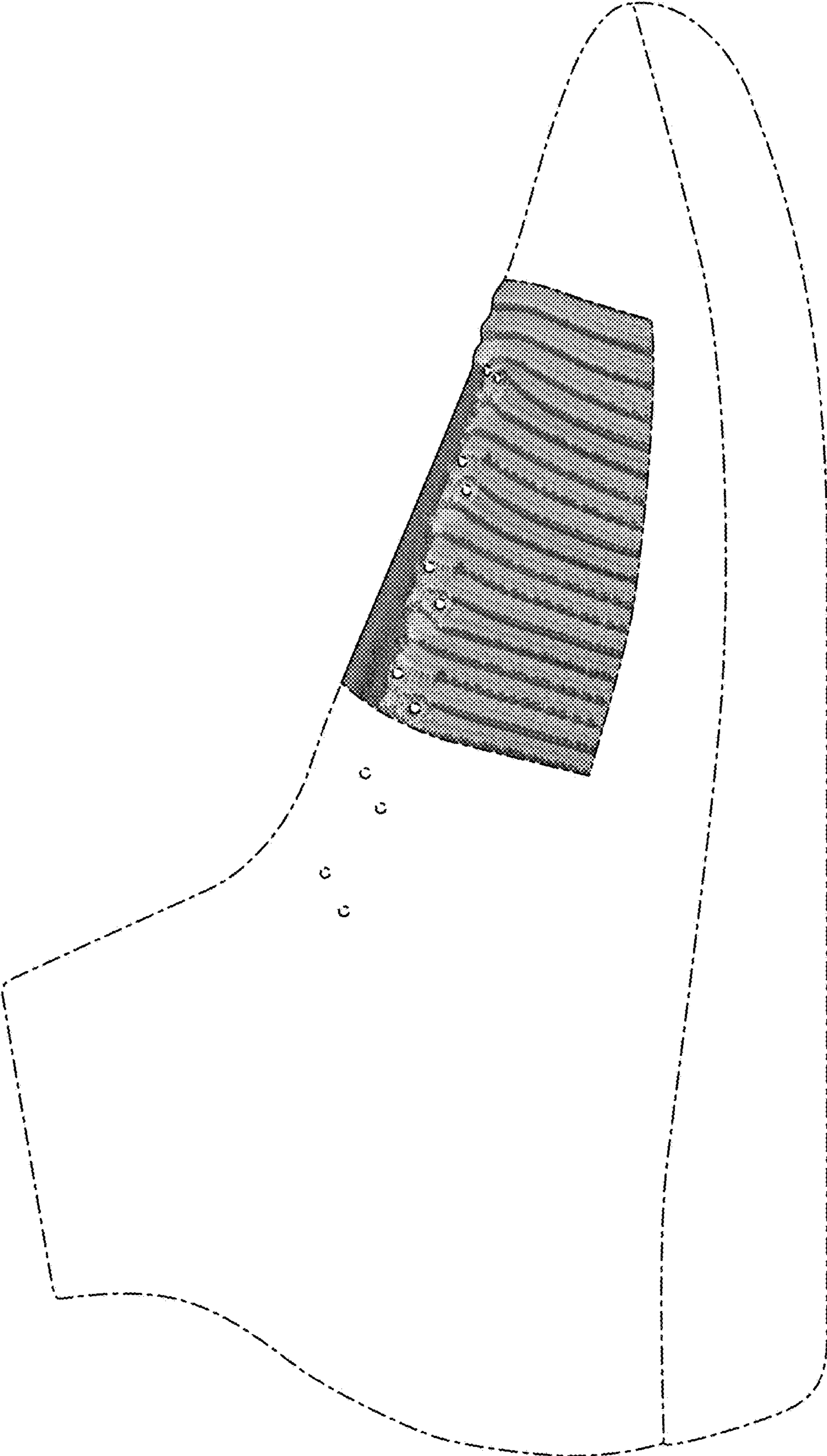


FIG. 2

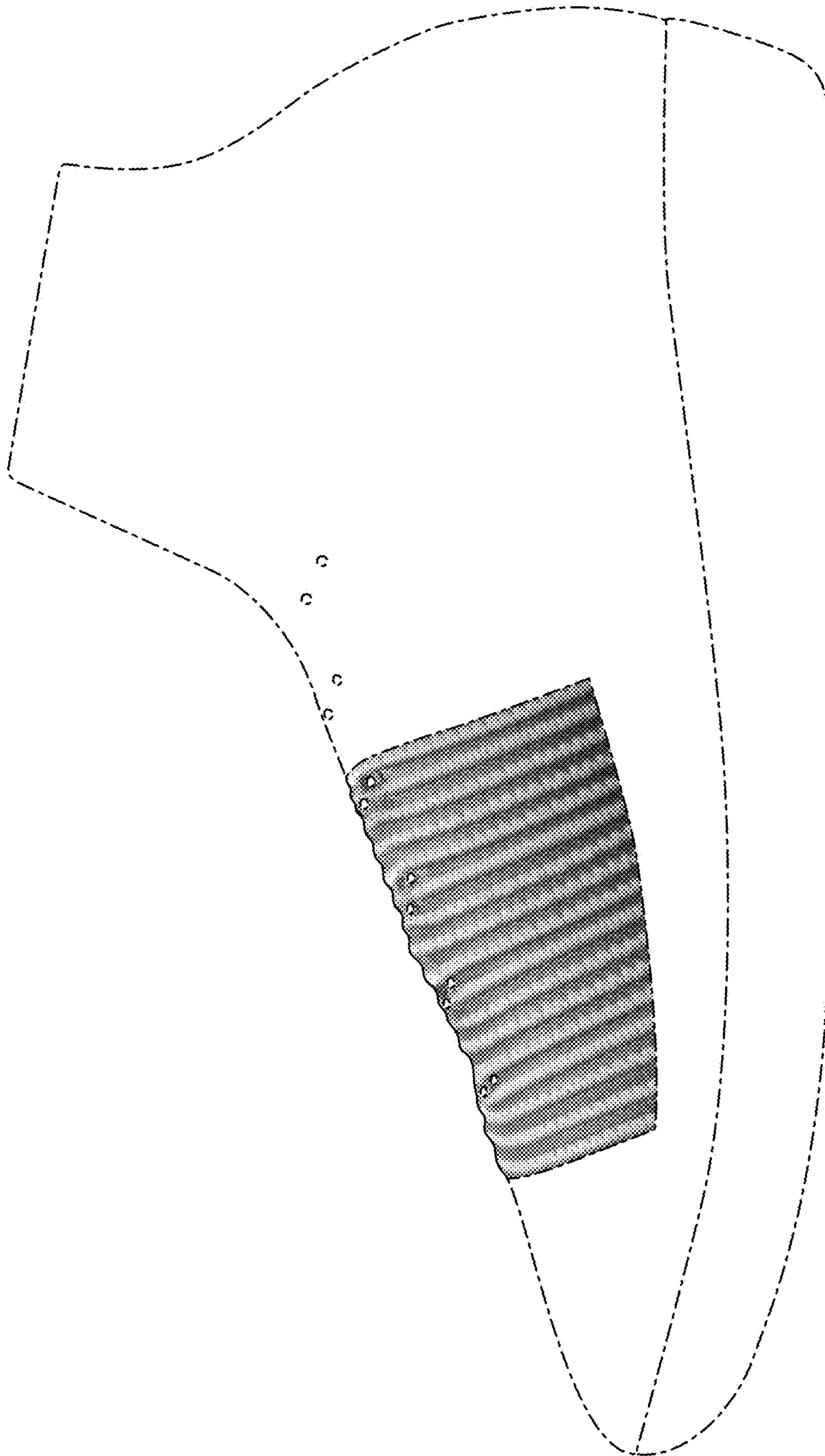


FIG. 3

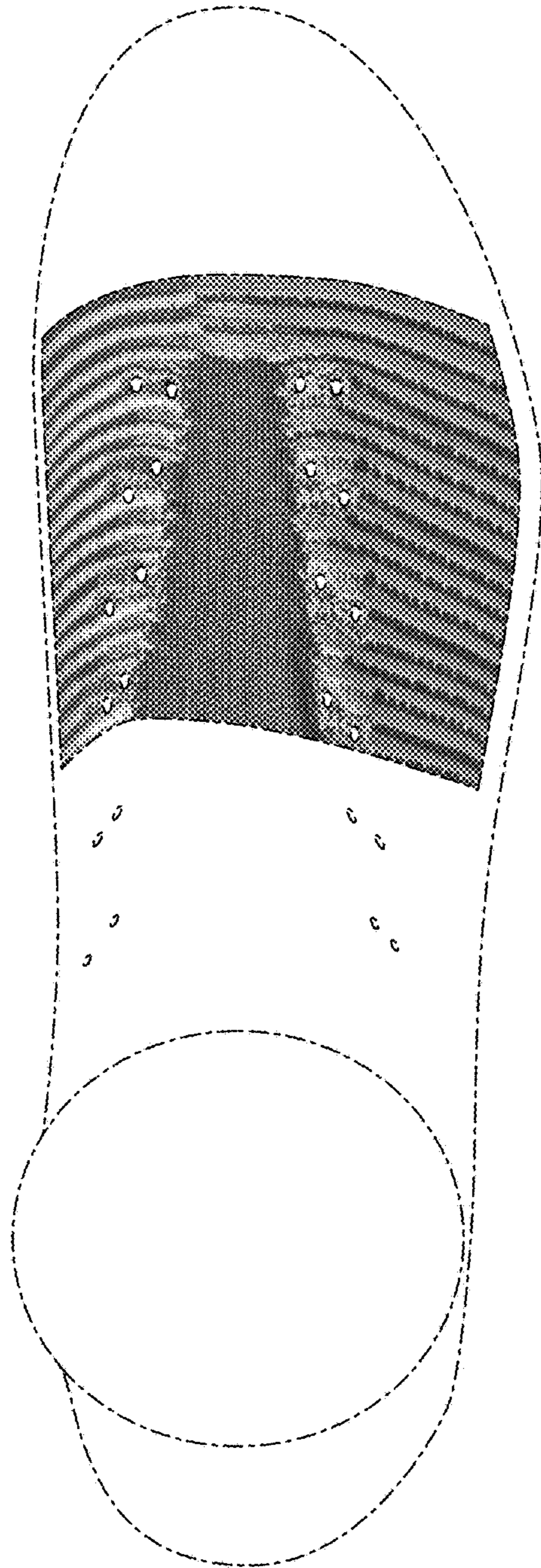


FIG. 4