



US00D792076S

(12) **United States Design Patent**
Terrell

(10) **Patent No.:** **US D792,076 S**
(45) **Date of Patent:** **** Jul. 18, 2017**

(54) **REMOVABLE STICK ON GOLF CLEATS FOR FOOTWEAR**

(71) Applicant: **Rayford Terrell**, Flower Mound, TX (US)

(72) Inventor: **Rayford Terrell**, Flower Mound, TX (US)

(**) Term: **15 Years**

(21) Appl. No.: **29/584,176**

(22) Filed: **Nov. 11, 2016**

Related U.S. Application Data

(63) Continuation of application No. 13/852,877, filed on Mar. 28, 2013.

(51) **LOC (10) Cl.** **02-04**

(52) **U.S. Cl.**
USPC **D2/962**

(58) **Field of Classification Search**
USPC D2/896, 906, 908, 946, 947, 951, 954, D2/955, 956, 962, 968, 976
CPC A43B 1/00; A43B 3/00; A43B 5/00; A43B 5/001; A43B 5/18; A43B 5/185; A43B 13/00; A43B 13/02; A43B 13/04; A43B 13/32

See application file for complete search history.

(56) **References Cited**

U.S. PATENT DOCUMENTS

- 2,258,805 A * 10/1941 Philips A43C 15/162 36/59 R
- 3,082,549 A * 3/1963 Dolceamore A43C 15/167 36/128
- 3,273,266 A 9/1966 Goldenberg
- 3,341,952 A * 9/1967 Dassler A43B 5/02 36/128

- 3,494,055 A * 2/1970 McSorley A43B 5/02 36/128
- 3,643,352 A 2/1972 Adair
- D327,975 S * 7/1992 Saito D2/962
- 5,600,901 A 2/1997 Leonor
- 5,615,498 A 4/1997 Challande et al.
- 5,634,283 A 6/1997 Kastner
- 5,661,915 A 9/1997 Smith
- 5,678,331 A 10/1997 Bonaventure
- 5,718,065 A 2/1998 Locker
- 5,718,067 A 2/1998 Ostinet et al.
- 5,720,119 A 2/1998 Benoit
- D407,893 S * 4/1999 McMullin D2/962
- 5,964,048 A * 10/1999 Shieh A43B 5/001 36/127
- 6,032,386 A 3/2000 Evans
- D439,397 S * 3/2001 Shieh D2/962
- 6,233,850 B1 * 5/2001 Peabody A43C 15/162 36/127
- 6,266,899 B1 7/2001 Borsoi et al.
- 6,298,584 B1 10/2001 Bauvois
- D452,947 S * 1/2002 Terashima D2/962

(Continued)

Primary Examiner — Elizabeth J Oswecki

(74) *Attorney, Agent, or Firm* — Chainey P. Singleton; Chalker Flores, LLP

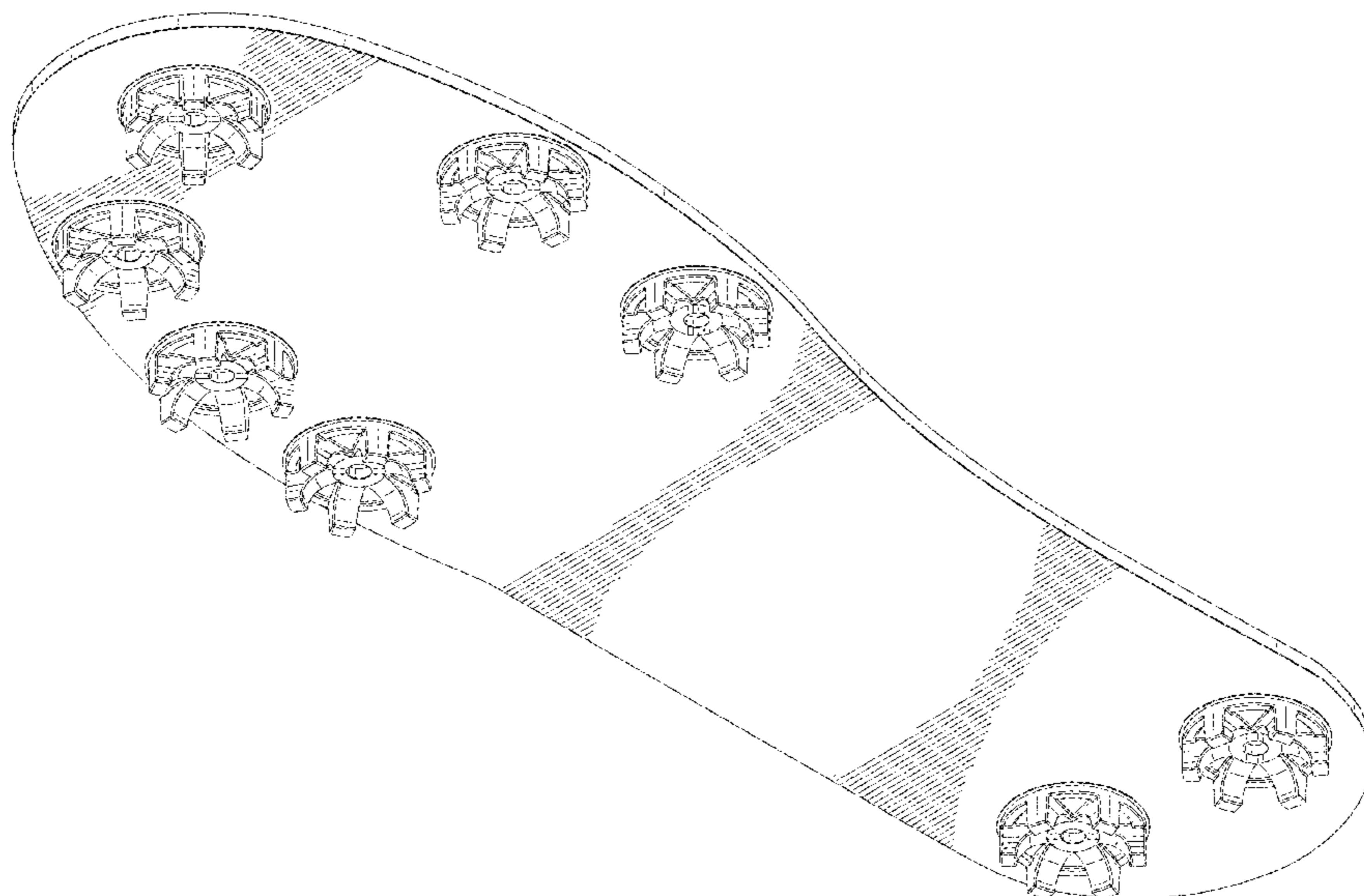
(57) **CLAIM**

The ornamental design for a removable stick on golf cleats for footwear, as shown and described.

DESCRIPTION

FIG. 1 is an isometric view of a removable stick on golf cleats for footwear showing my new design; FIG. 2 is a front elevation view thereof; FIG. 3 is a rear elevation view thereof; FIG. 4 is a right side elevation view thereof; FIG. 5 is a left side elevation view thereof; FIG. 6 is a top view thereof; and, FIG. 7 is a bottom view thereof.

1 Claim, 4 Drawing Sheets



(56)

References Cited

U.S. PATENT DOCUMENTS

6,336,279	B1	1/2002	Orso				
D454,248	S *	3/2002	Savoie	D2/962			
D459,866	S *	7/2002	Gan	D2/962			
D468,084	S *	1/2003	Lin	D2/962			
D490,226	S *	5/2004	Yu	D2/962			
6,948,261	B1	9/2005	Grasso				
D510,179	S *	10/2005	McMullin	D2/962			
7,473,753	B2	1/2009	Parhar et al.				
8,299,182	B2	10/2012	Hirose et al.				
D671,719	S *	12/2012	LoConte	D2/906			
8,356,426	B1	1/2013	Daniel et al.				
8,399,091	B2	3/2013	Yamamoto et al.				
D685,983	S *	7/2013	Winskowicz	D2/947			
D734,934	S *	7/2015	Cate	D2/962			
D780,422	S *	3/2017	Barrow	D2/962			
2001/0011429	A1 *	8/2001	Peabody	A43B 5/001			
				36/134			
2002/0108272	A1	8/2002	Parisotto				
2002/0174570	A1	11/2002	Proctor				
2002/0178619	A1	12/2002	Schaudt et al.				
2003/0126763	A1	7/2003	Cagliari et al.				
2003/0131502	A1 *	7/2003	Terashima	A43B 5/001			
				36/127			
2003/0230007	A1	12/2003	Walton				
2004/0088883	A1 *	5/2004	Workman	A43B 3/18			
				36/15			
2005/0016029	A1	1/2005	Auger et al.				
2006/0021255	A1	2/2006	Auger et al.				
2006/0090373	A1	5/2006	Savoie et al.				
2008/0196274	A1	8/2008	Gerber				
2009/0000151	A1	1/2009	Cavasin				
2009/0000152	A1	1/2009	Agnew et al.				
2009/0113763	A1	5/2009	Narajowski et al.				
2009/0113764	A1	5/2009	Narajowski et al.				
2009/0293315	A1	12/2009	Auger et al.				
2011/0083343	A1	4/2011	Holzer et al.				
2011/0099846	A1	5/2011	Fischer				
2012/0151801	A1	6/2012	Miette				
2012/0227286	A1	9/2012	Parisotto et al.				
2013/0291410	A1	11/2013	Trauner				

* cited by examiner

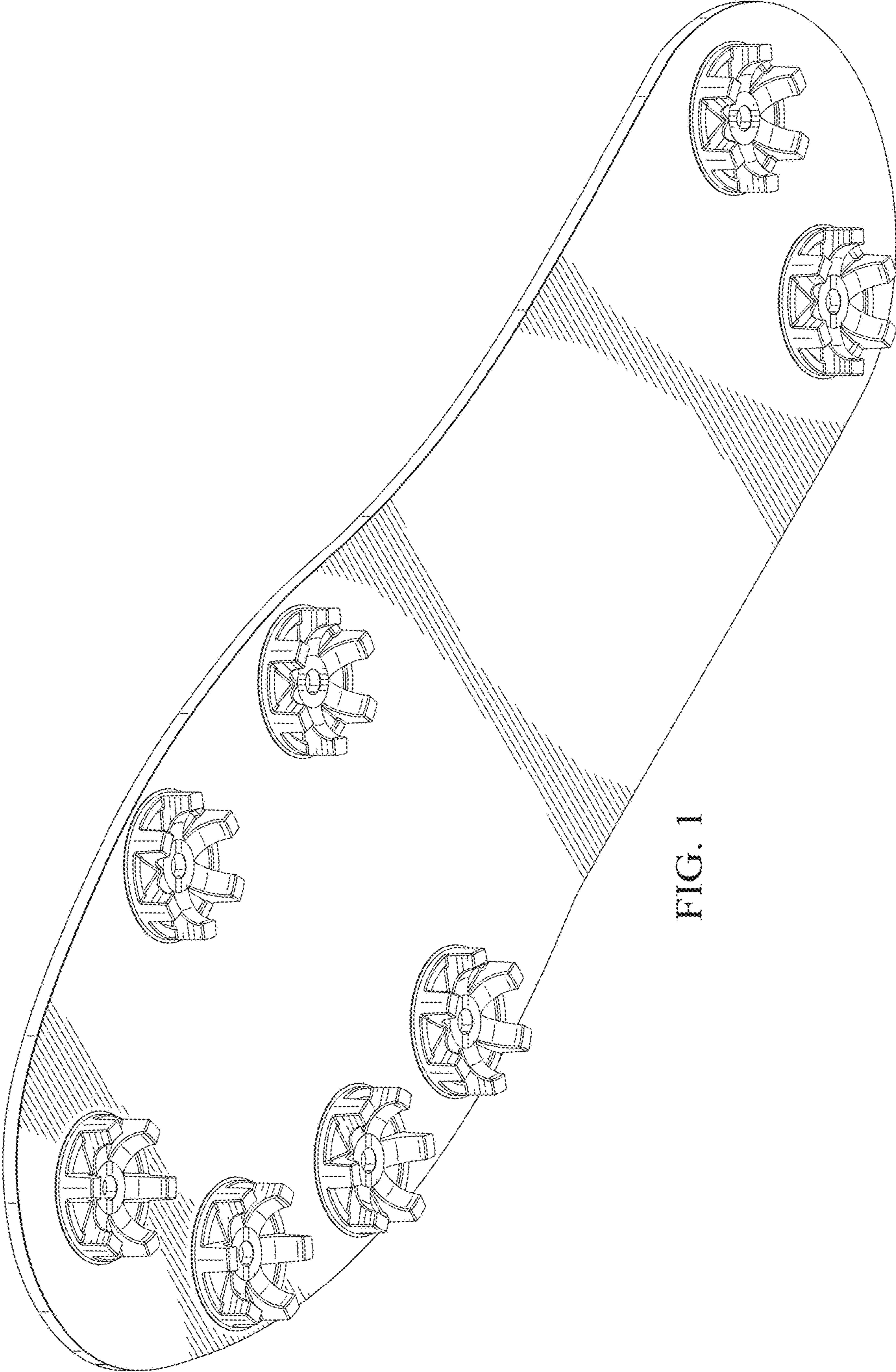


FIG. 1

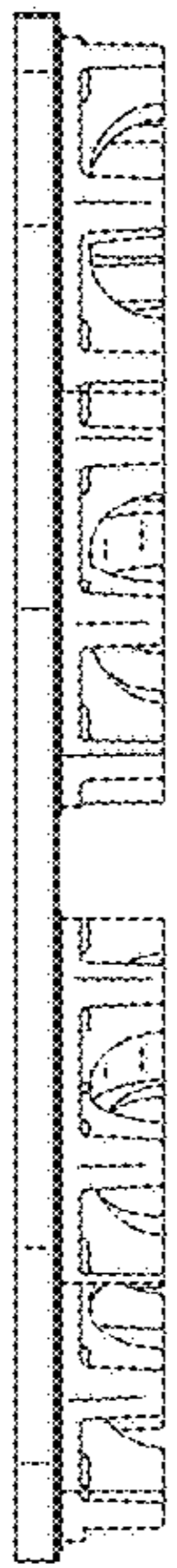


FIG. 2



FIG. 3

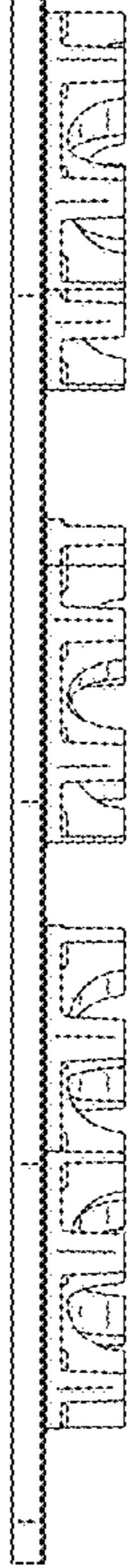


FIG. 4



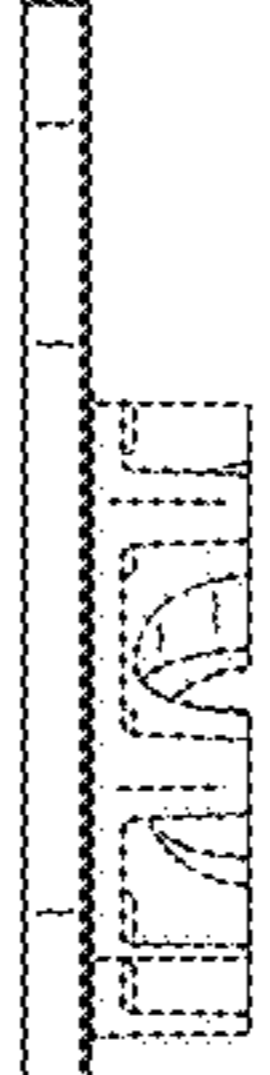


FIG. 5

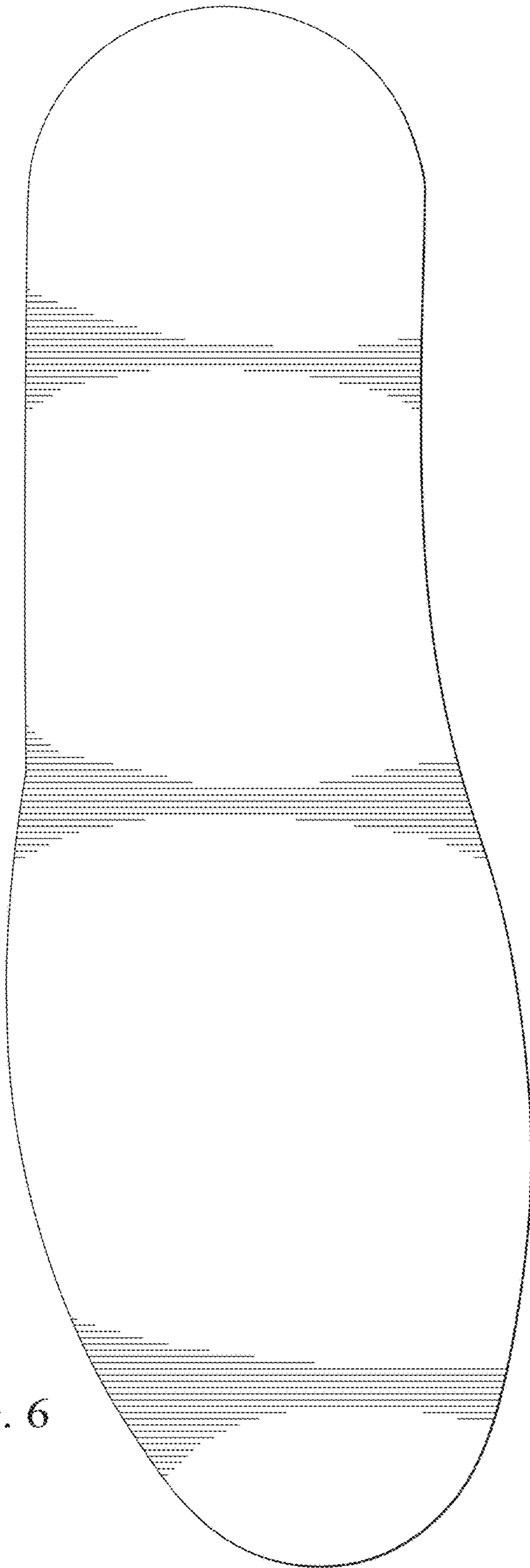


FIG. 6

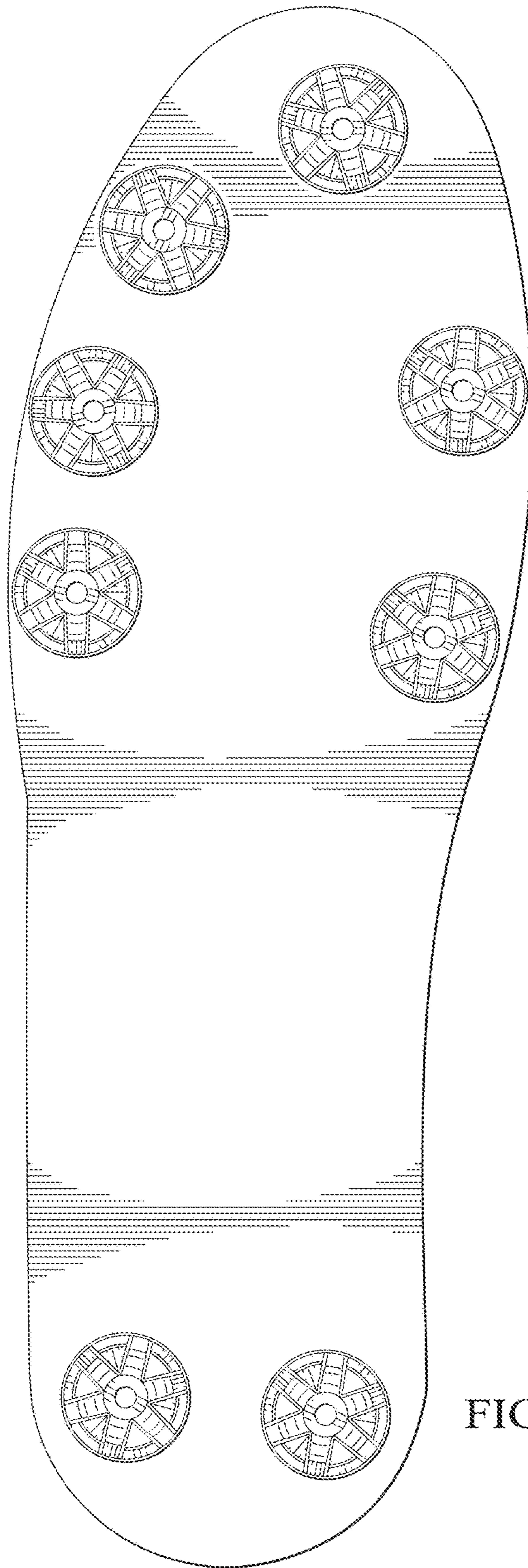


FIG. 7