

US00D792067S

(12) **United States Design Patent** (10) **Patent No.:** **US D792,067 S**  
**Raysse** (45) **Date of Patent:** **\*\* Jul. 18, 2017**

- (54) **SHOE MIDSOLE PERIPHERY**
- (71) Applicant: **Skechers U.S.A., Inc. II**, Manhattan Beach, CA (US)
- (72) Inventor: **David Raysse**, Los Angeles, CA (US)
- (73) Assignee: **SKECHERS U.S.A., INC. II**, Manhattan Beach, CA (US)
- (\*\*) Term: **15 Years**
- (21) Appl. No.: **29/561,317**
- (22) Filed: **Apr. 14, 2016**
- (51) **LOC (10) Cl.** ..... **02-04**
- (52) **U.S. Cl.**  
USPC ..... **D2/947**
- (58) **Field of Classification Search**  
USPC ..... D2/902, 906, 908, 916, 918, 925,  
D2/946-962, 977; 36/3 B, 22 R, 24.5,  
36/25 R, 28, 32 R, 34 R, 59 C, 67 A, 103  
CPC ..... A43B 13/00; A43B 13/02; A43B 13/023;  
A43B 13/026; A43B 13/04; A43B 13/08;  
A43B 13/10; A43B 13/12; A43B 13/14;  
A43B 13/141; A43B 13/143; A43B  
13/16; A43B 13/18; A43B 13/181; A43B  
13/187; A43B 13/189; A43B 13/20; A43B  
13/22; A43B 13/223; A43B 13/24; A43B  
13/28; A43B 13/30; A43B 13/32; A43B  
13/34; A43B 13/36  
See application file for complete search history.

- D298,381 S \* 11/1988 Brown ..... D2/955
- D316,476 S \* 4/1991 Brinker ..... D2/946
- D330,111 S 10/1992 Hatfield et al.
- D335,208 S \* 5/1993 Peterson ..... D2/956
- 5,699,627 A \* 12/1997 Castro ..... A43B 1/0045  
36/28
- D389,991 S 2/1998 Elliott
- D412,238 S 7/1999 Greenberg
- D414,022 S \* 9/1999 Lozano ..... D2/947
- D423,199 S 4/2000 Cahill
- D424,284 S 5/2000 von Conta et al.
- D424,285 S 5/2000 Nason
- D472,043 S 3/2003 Kuerbis
- D487,184 S \* 3/2004 Issler ..... D2/951
- D494,357 S 8/2004 Del Biondi
- D499,878 S 12/2004 Rask
- D511,887 S 11/2005 Jean-Poix et al.

(Continued)

*Primary Examiner* — T. Chase Nelson  
(74) *Attorney, Agent, or Firm* — Marshall A. Lerner;  
Marvin H. Kleinberg; Kleinberg & Lerner, LLP

(57) **CLAIM**

The ornamental design for a shoe midsole periphery, as shown and described.

**DESCRIPTION**

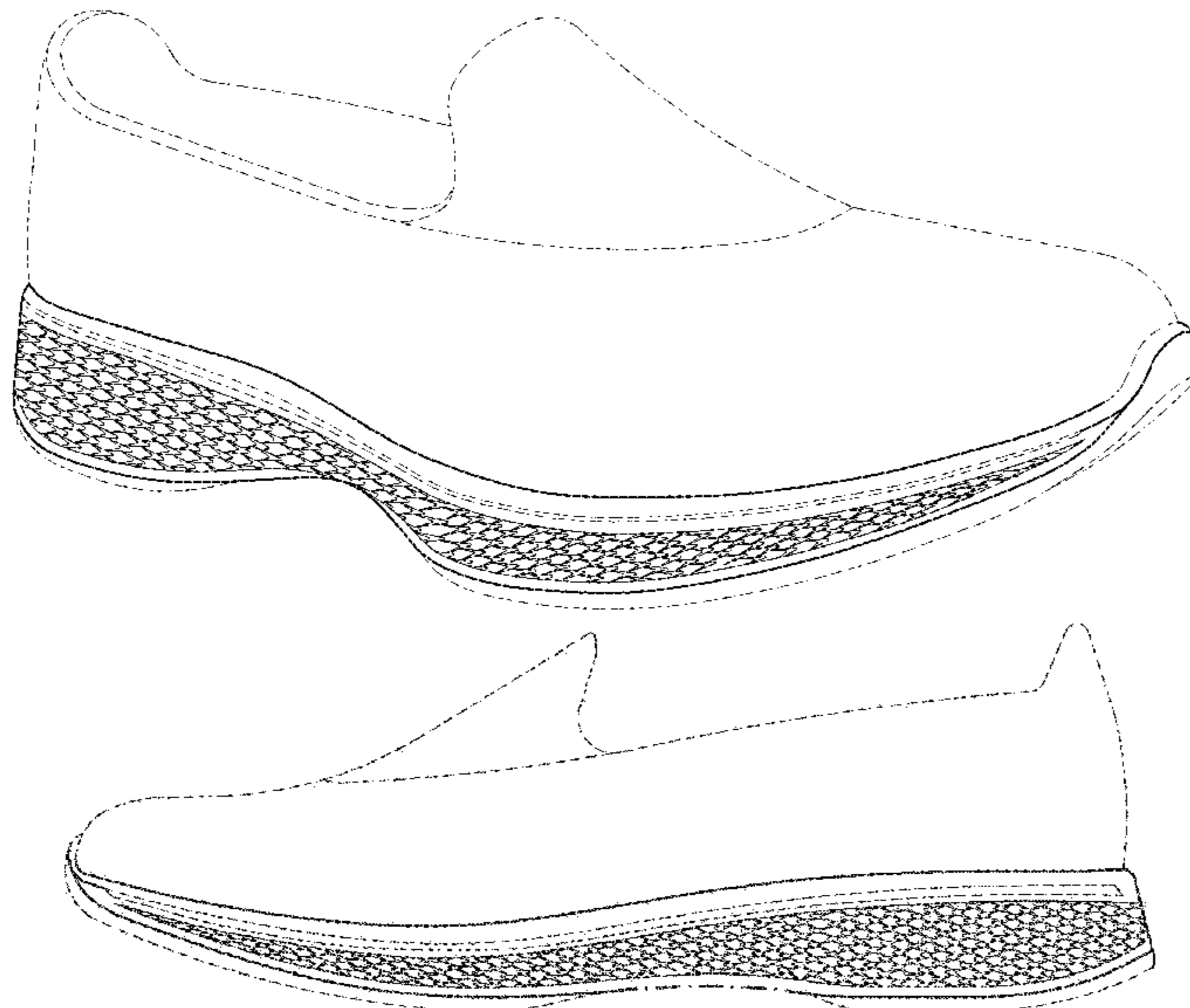
FIG. 1 is a perspective view of a shoe midsole periphery in accordance with my new design.  
FIG. 2 is a left side view thereof;  
FIG. 3 is a right side view thereof;  
FIG. 4 is a top plan view thereof;  
FIG. 5 is a bottom plan view thereof;  
FIG. 6 is a rear elevation view thereof; and,  
FIG. 7 is a front elevation view thereof.  
The dash-dot lines in FIGS. 2, 3, and 5 show the boundary of the claimed design and all surfaces within those boundaries are included in the claimed design.  
The dash-dash lines showing the remainder of the shoe in the figures form no part of the claimed design.

**1 Claim, 6 Drawing Sheets**

(56) **References Cited**

U.S. PATENT DOCUMENTS

- D227,820 S 7/1973 Cohen
- D237,425 S 11/1975 Askew
- D244,967 S \* 7/1977 Famolare, Jr. .... D2/955
- D253,137 S 10/1979 Foldes
- D257,074 S 9/1980 Gucci
- D260,196 S 8/1981 Plagenhoef



(56)

References Cited

U.S. PATENT DOCUMENTS

D534,332 S 1/2007 McClaskie  
 D558,960 S 1/2008 Hoyt  
 D569,082 S 5/2008 Hatfield et al.  
 D569,590 S 5/2008 Hatfield et al.  
 D572,462 S 7/2008 Hatfield et al.  
 D633,287 S 3/2011 Skaja  
 D661,880 S 6/2012 Raysse  
 D662,695 S \* 7/2012 McVicker ..... D2/902  
 D662,698 S 7/2012 Pulli et al.  
 D663,927 S 7/2012 Teng-Lee  
 D669,673 S \* 10/2012 Alush ..... D2/951  
 D680,309 S 4/2013 Raysse  
 D680,725 S \* 4/2013 Avar ..... D2/959  
 D683,937 S 6/2013 Raysse  
 D696,501 S 12/2013 Miner  
 D702,427 S 4/2014 Hlavacs  
 D702,428 S 4/2014 Hlavacs  
 D709,680 S 7/2014 Herath  
 D709,681 S 7/2014 Williams, Jr.  
 D714,532 S 10/2014 Miner

D716,027 S \* 10/2014 Kirschner ..... D2/951  
 D717,029 S 11/2014 Young  
 D721,474 S 1/2015 Miner  
 D721,878 S 2/2015 Strickland  
 D722,220 S 2/2015 Miner  
 D723,773 S 3/2015 Raysse  
 D725,878 S 4/2015 Teng-Lee  
 D740,003 S 10/2015 Herath  
 D740,004 S 10/2015 Hoellmueller et al.  
 D741,584 S 10/2015 Christopherson  
 D746,559 S 1/2016 Besanceney et al.  
 D748,383 S 2/2016 Raysse  
 2013/0145653 A1 \* 6/2013 Bradford ..... A43B 13/145  
 36/103  
 2013/0291409 A1 \* 11/2013 Reinhardt ..... A43B 13/04  
 36/30 R  
 2015/0272272 A1 \* 10/2015 Scofield ..... A43B 13/206  
 36/29  
 2015/0313313 A1 \* 11/2015 Bradford ..... A43B 13/145  
 36/103  
 2016/0166007 A1 \* 6/2016 Bruce ..... A43B 23/042  
 36/31

\* cited by examiner

FIG. 1

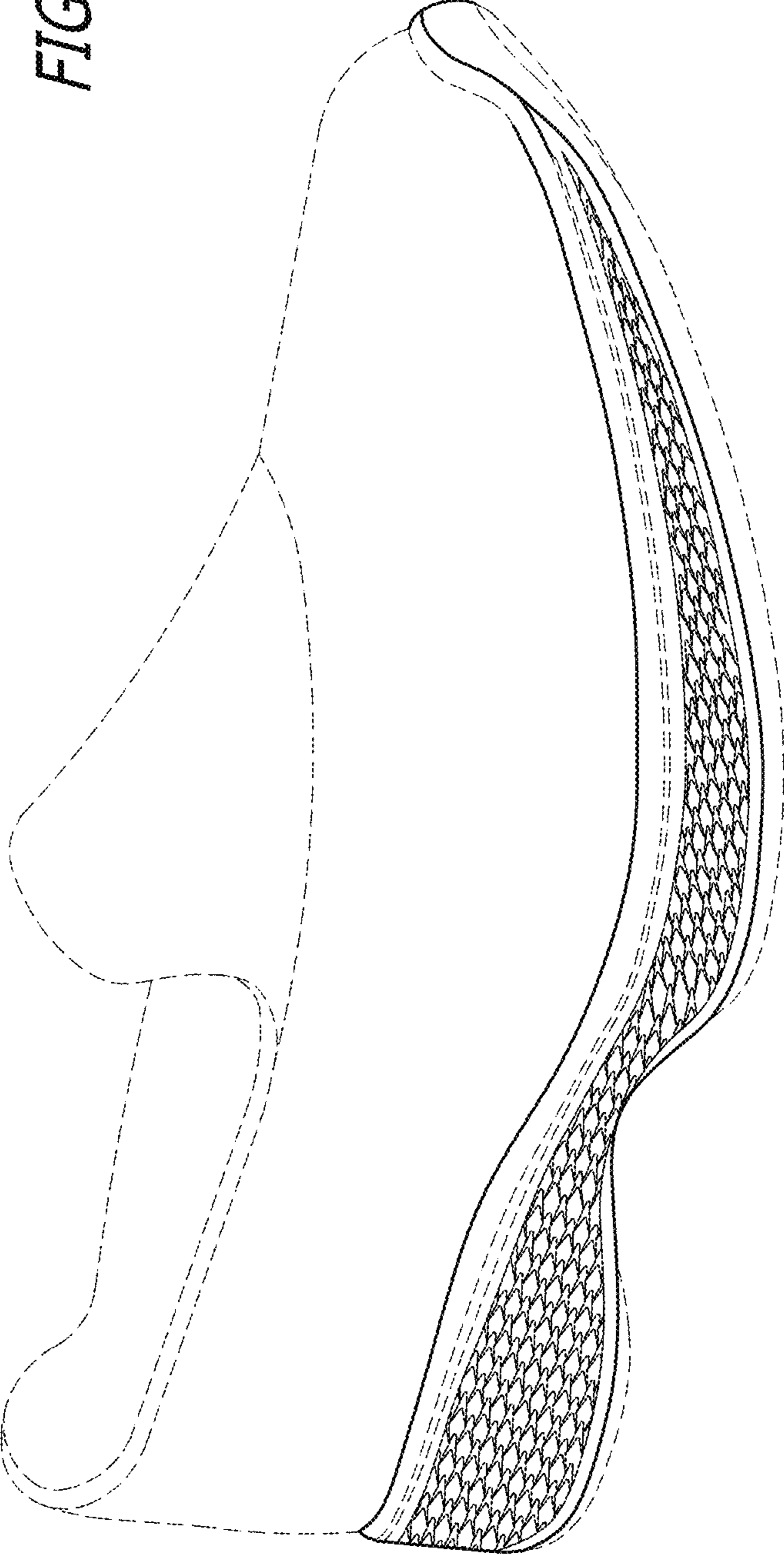


FIG. 2

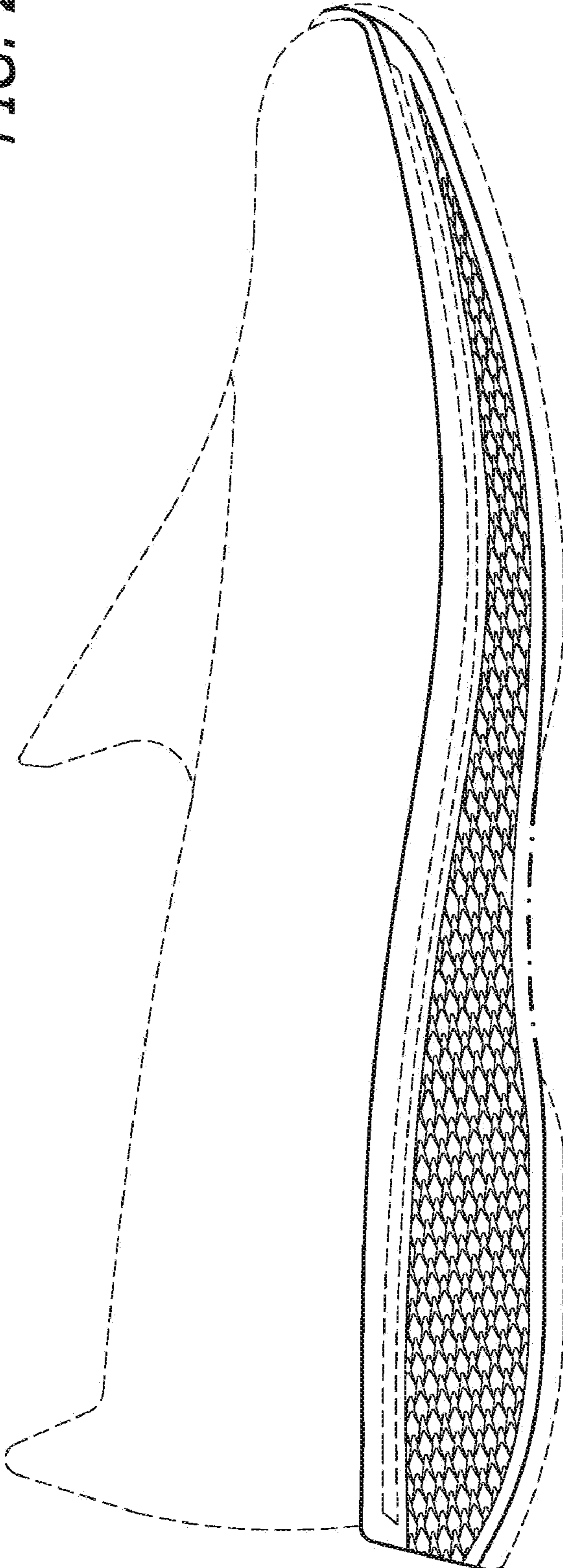
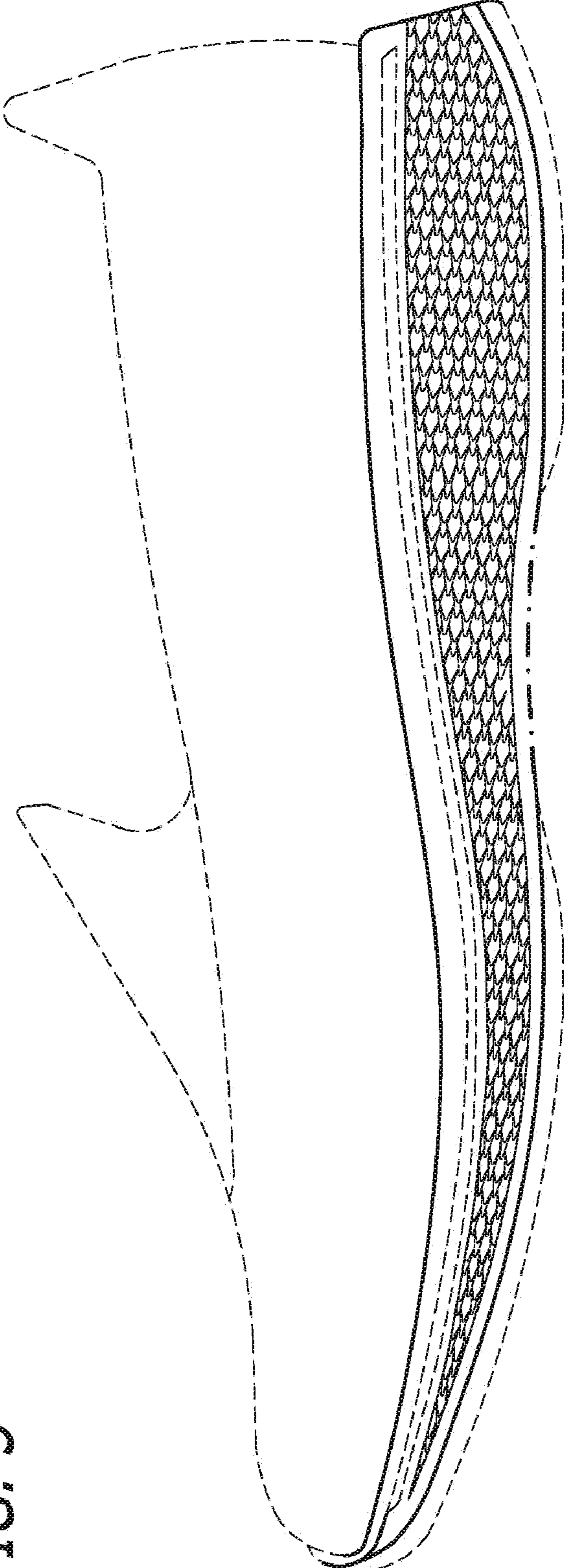


FIG. 3



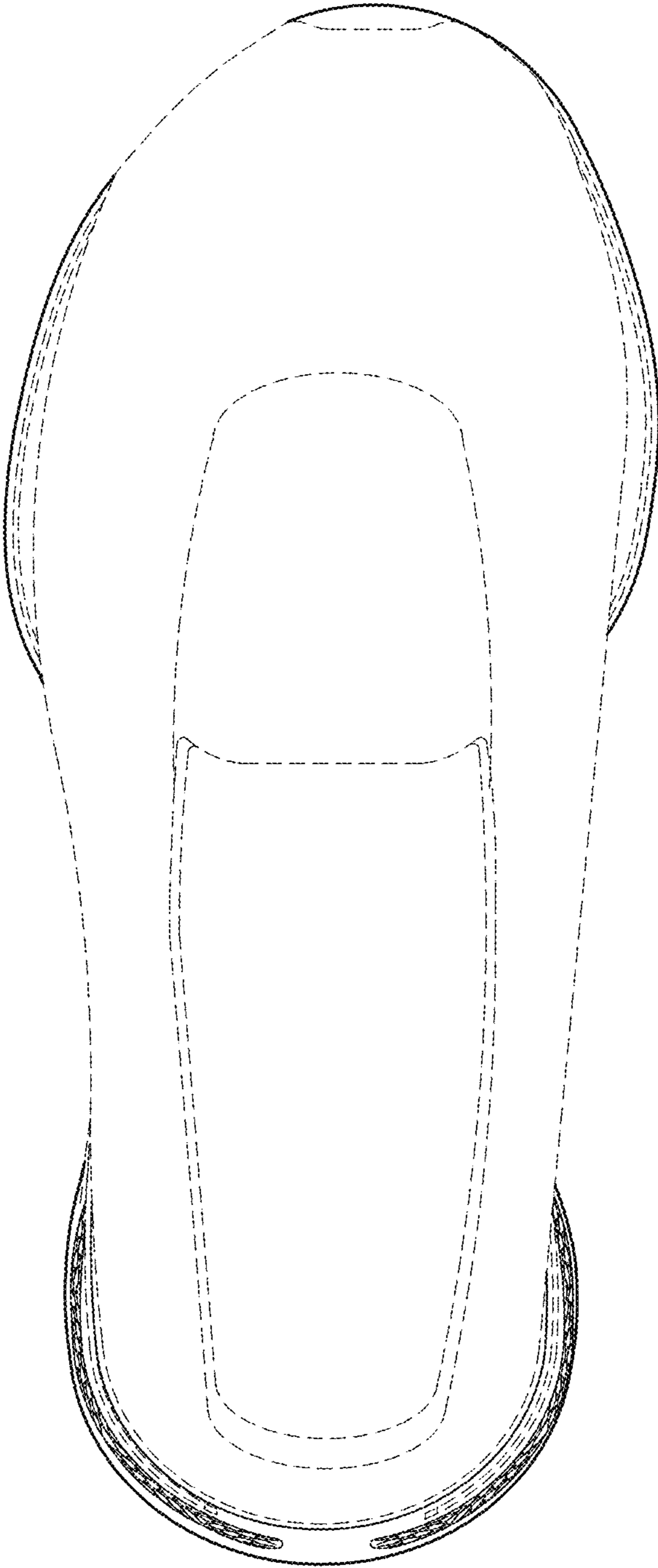


FIG. 4

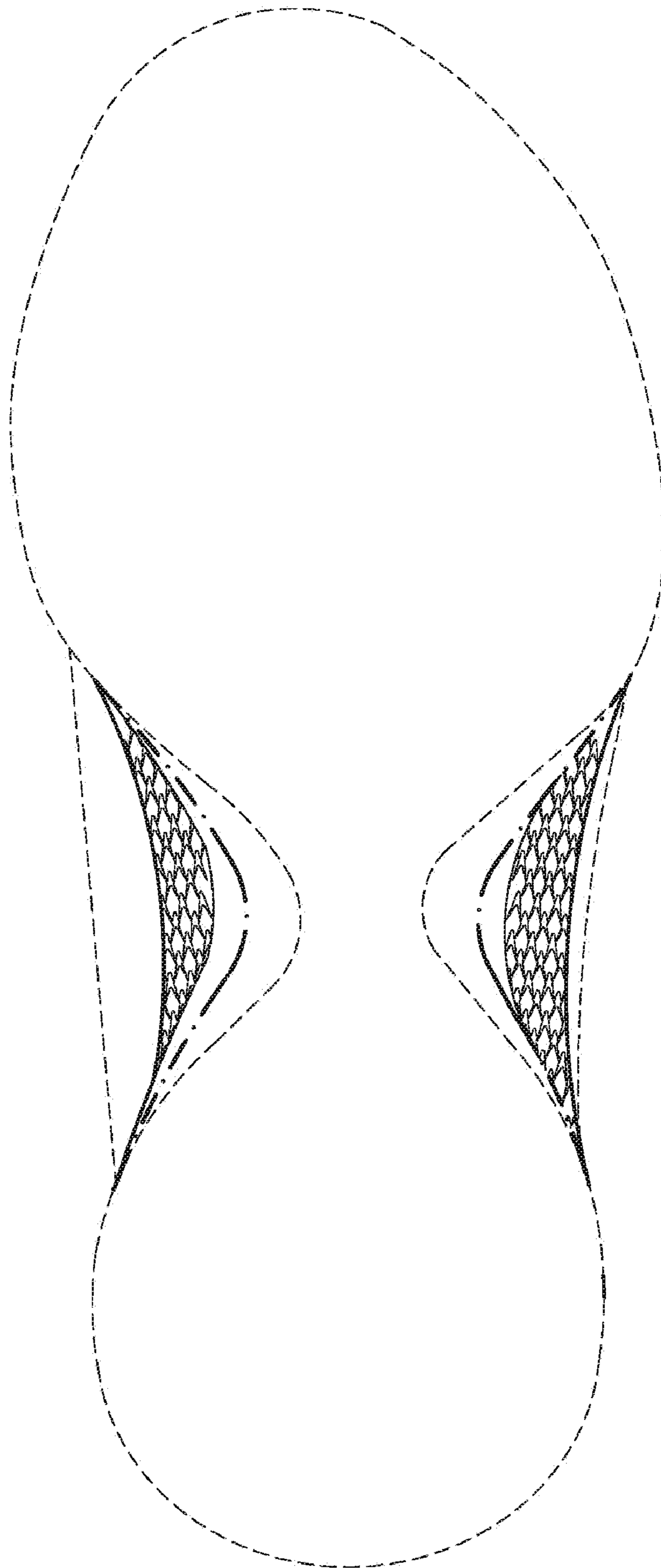


FIG. 5

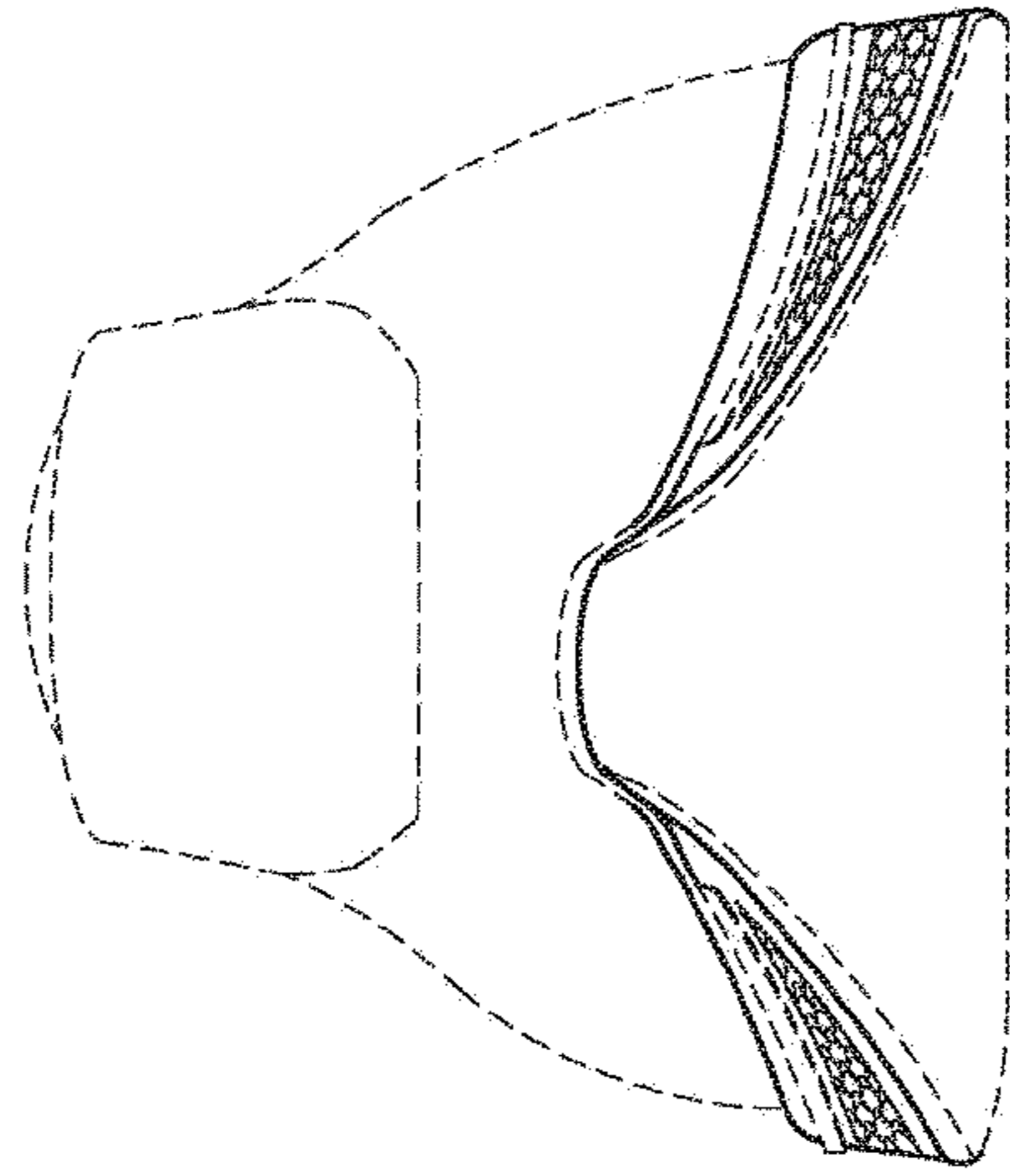


FIG. 7

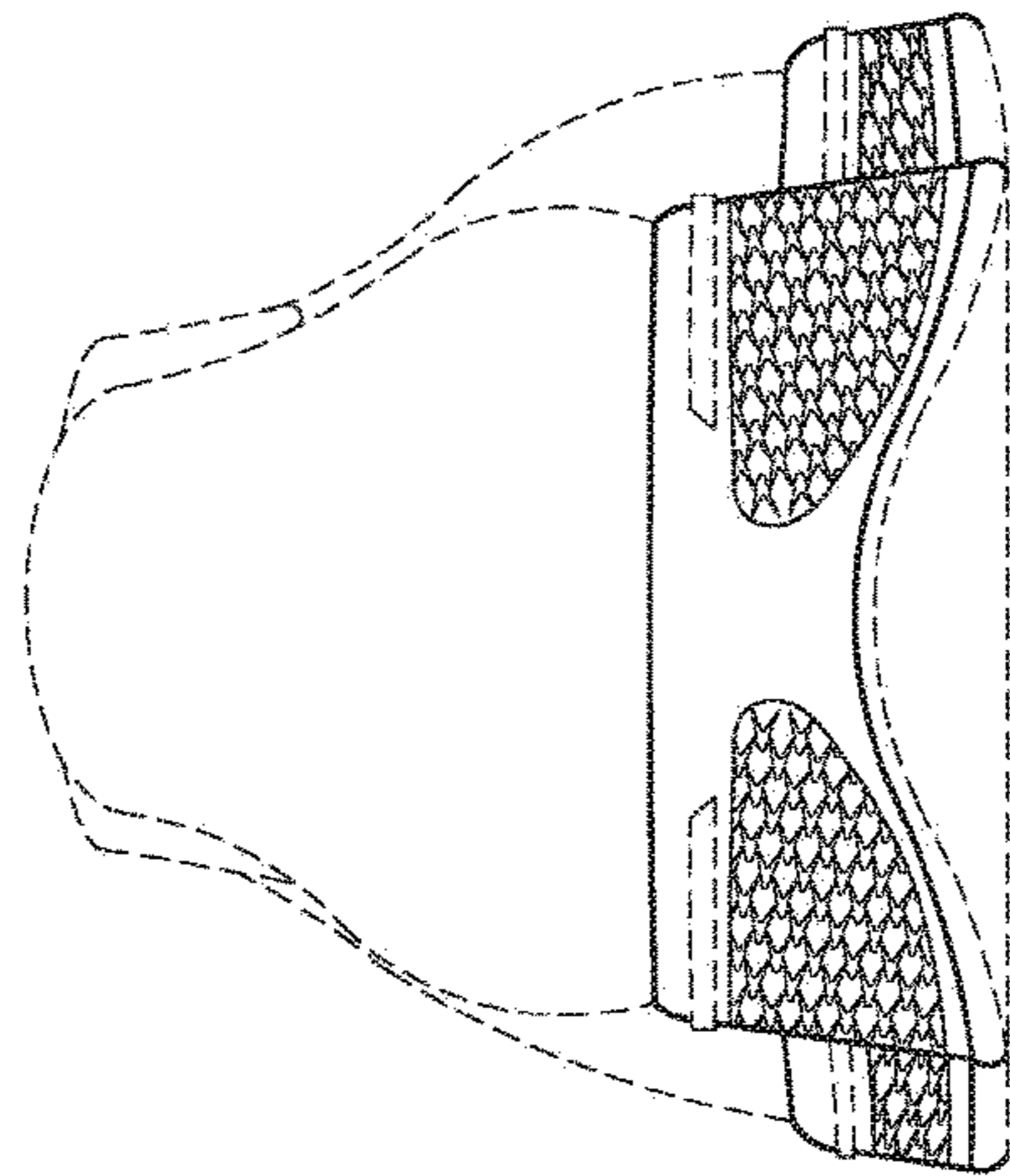


FIG. 6