



US00D792065S

(12) **United States Design Patent** (10) **Patent No.:** **US D792,065 S**
Shyllon (45) **Date of Patent:** **** Jul. 18, 2017**

(54) **SHOE UPPER WITH EYELET REGION**

(71) Applicant: **NIKE, Inc.**, Beaverton, OR (US)

(72) Inventor: **Tamimu A. Shyllon**, Portland, OR (US)

(73) Assignee: **NIKE, Inc.**, Beaverton, OR (US)

(**) Term: **14 Years**

(21) Appl. No.: **29/523,215**

(22) Filed: **Apr. 7, 2015**

(51) **LOC (10) Cl.** **02-04**

(52) **U.S. Cl.**

USPC **D2/946**; D2/973

(58) **Field of Classification Search**

USPC D2/904, 907, 908, 909, 910, 913, 919,
D2/920, 921, 924, 943, 944, 945, 946,
D2/962, 969, 972, 973, 976, 978;
D21/772, 800

CPC A43B 3/0078; A43B 3/101; A43B 3/14;
A43B 3/20; A43B 5/003; A43B 5/10;
A43B 5/1666; A43B 23/20; A43B 23/24;
A43C 1/00; A43C 1/04; A43C 7/00;
A43C 13/13; A43C 13/14; A43C 15/06;
A43C 15/061; A43C 15/068; A43C 15/09

See application file for complete search history.

(56) **References Cited**

U.S. PATENT DOCUMENTS

4,670,949	A *	6/1987	Autry	A43C 1/04 24/713.4
D311,988	S	11/1990	Hase		
D312,167	S	11/1990	Hase		
D312,919	S	12/1990	Aveni		
D315,055	S	3/1991	Rogers et al.		
D318,752	S *	8/1991	Jimenez	D2/973
D320,689	S	10/1991	Smith		
D322,712	S *	12/1991	Aveni	D2/973
D326,765	S	6/1992	Rogers		
D328,384	S	8/1992	Rogers et al.		

D330,796	S	11/1992	Rogers et al.		
D331,140	S	11/1992	Rogers et al.		
D331,311	S	12/1992	Rogers et al.		
D334,647	S	4/1993	Rogers et al.		
D334,648	S	4/1993	Rogers et al.		
D369,896	S	5/1996	Banik		
D370,994	S	6/1996	Avar		
D386,607	S *	11/1997	Selbiger	D2/946

(Continued)

OTHER PUBLICATIONS

Nike Footwear Catalog, 2012 Summer Men's Performance Footwear, p. 37, published Aug. 2011, NIKE, Inc., USA.

(Continued)

Primary Examiner — Celia Murphy

Assistant Examiner — Clare Ann Gannon

(74) *Attorney, Agent, or Firm* — Banner & Witcoff, Ltd.

(57) **CLAIM**


The ornamental design for a shoe upper with eyelet region, as shown and described.

DESCRIPTION

FIG. 1 is a front perspective view of a shoe upper with eyelet region showing my new design; FIG. 2 is a side view thereof; and FIG. 3 is a rear perspective view thereof; and, FIG. 4 is a side view thereof including a shoe lace in broken line.

The broken lines immediately adjacent to the shaded area represent unclaimed boundaries of the design. The unshaded regions within the shaded area form no part of the claimed design. The broken line showing of a shoe lace in FIG. 4 represents disclaimed subject matter forming no part of the claimed design. The broken lines showing the remainder of the shoe are for environmental purposes only and form no part of the claimed design.

1 Claim, 4 Drawing Sheets



(56)

References Cited

U.S. PATENT DOCUMENTS

D390,695 S 2/1998 Prats
 D467,724 S * 12/2002 Hillyer D2/973
 D485,051 S 1/2004 Bradford
 D487,841 S * 3/2004 Munns D2/969
 D499,874 S 12/2004 Panariello, Jr.
 D514,305 S 2/2006 Chang
 D516,288 S 3/2006 Link
 D542,018 S 5/2007 Matis et al.
 D546,037 S 7/2007 Belley et al.
 D547,040 S 7/2007 Belley et al.
 D547,042 S 7/2007 Belley et al.
 D569,600 S * 5/2008 Mayden D2/969
 D683,128 S 5/2013 Avar et al.
 D692,649 S * 11/2013 Chang D2/973
 D712,650 S 9/2014 da Costa Pereira Machado
 D750,882 S * 3/2016 Carboy D2/972
 2011/0162123 A1 * 7/2011 Ly A43C 7/00
 2/85

2012/0011744 A1* 1/2012 Bell A43B 1/0072
 36/91
 2013/0019501 A1* 1/2013 Gerber A43C 1/04
 36/50.1
 2015/0305443 A1* 10/2015 Kathpalia A43C 5/00
 24/68 SK

OTHER PUBLICATIONS

Nike Footwear Catalog, 2012 Summer Men's Performance Footwear, p. 50, published Aug. 2011, NIKE, Inc., USA.
 Nike Footwear Catalog, 2014 Summer Men's Footwear Performance, p. 56, published Aug. 14, 2013, NIKE, Inc., USA.
 Nike Footwear Catalog, 2014 Fall Core Performance Footwear Final Low, p. 5, published Nov. 1, 2013, NIKE, Inc., USA.
 Nike Footwear Catalog, 2014 Fall City Specialty Footwear Best Final, p. 122, published Nov. 1, 2013, NIKE, Inc., USA.

* cited by examiner

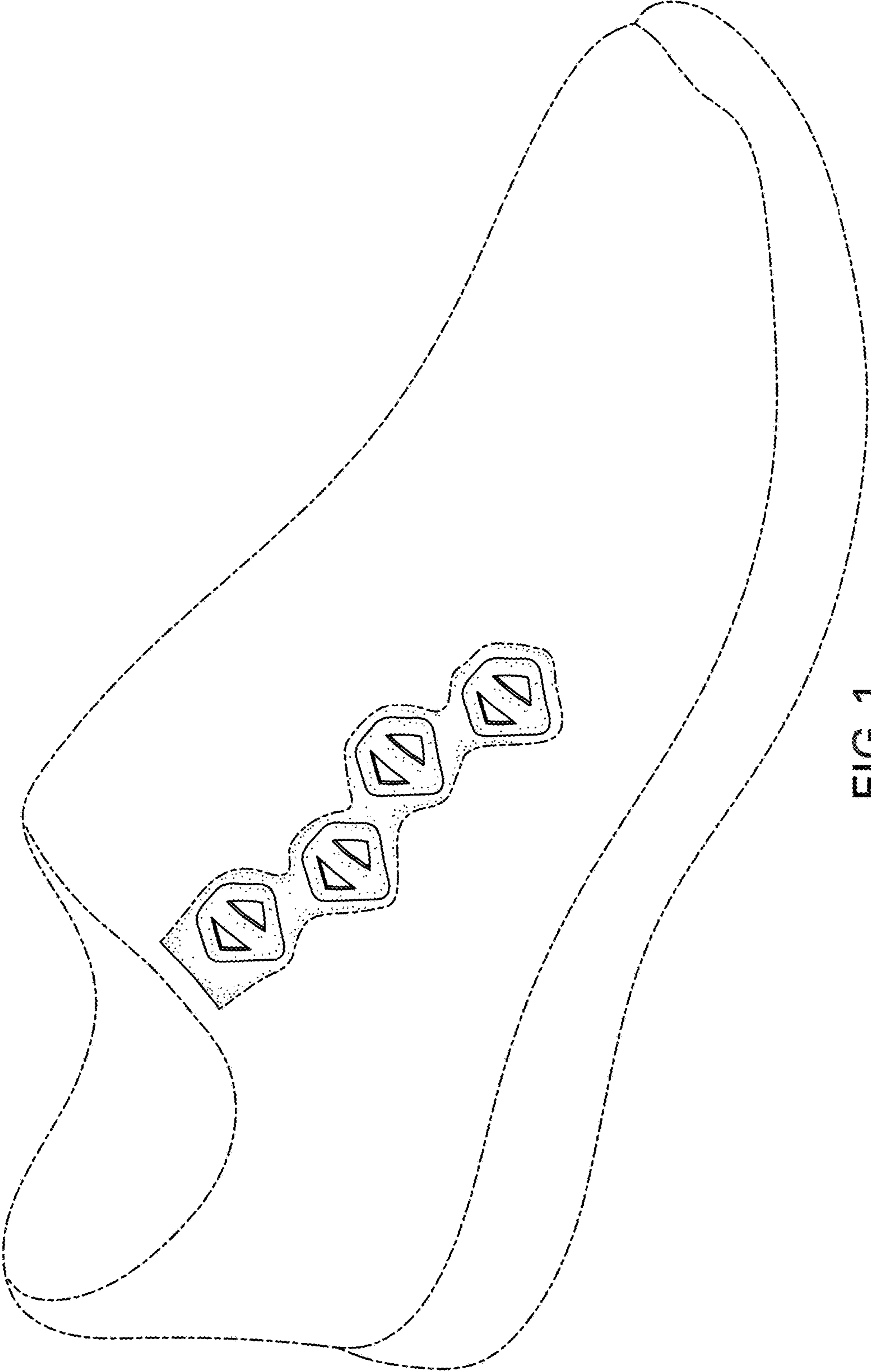


FIG.1

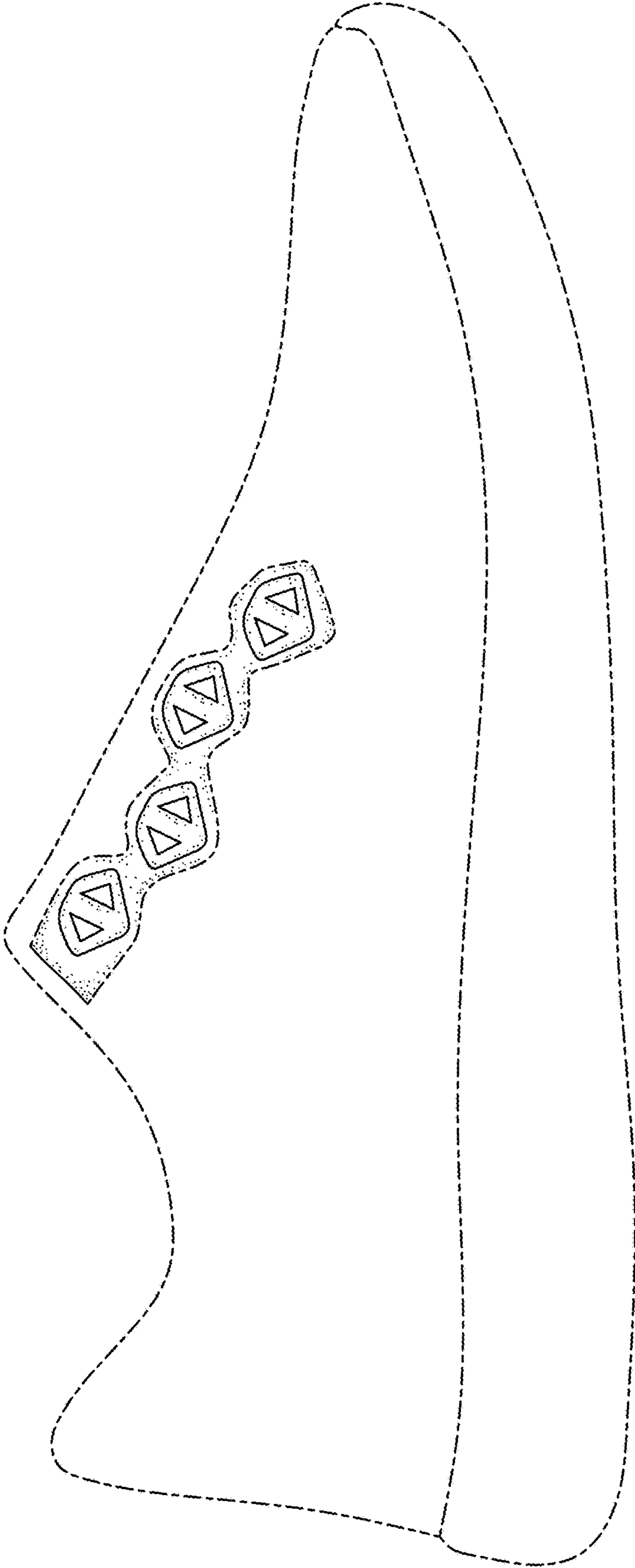


FIG. 2

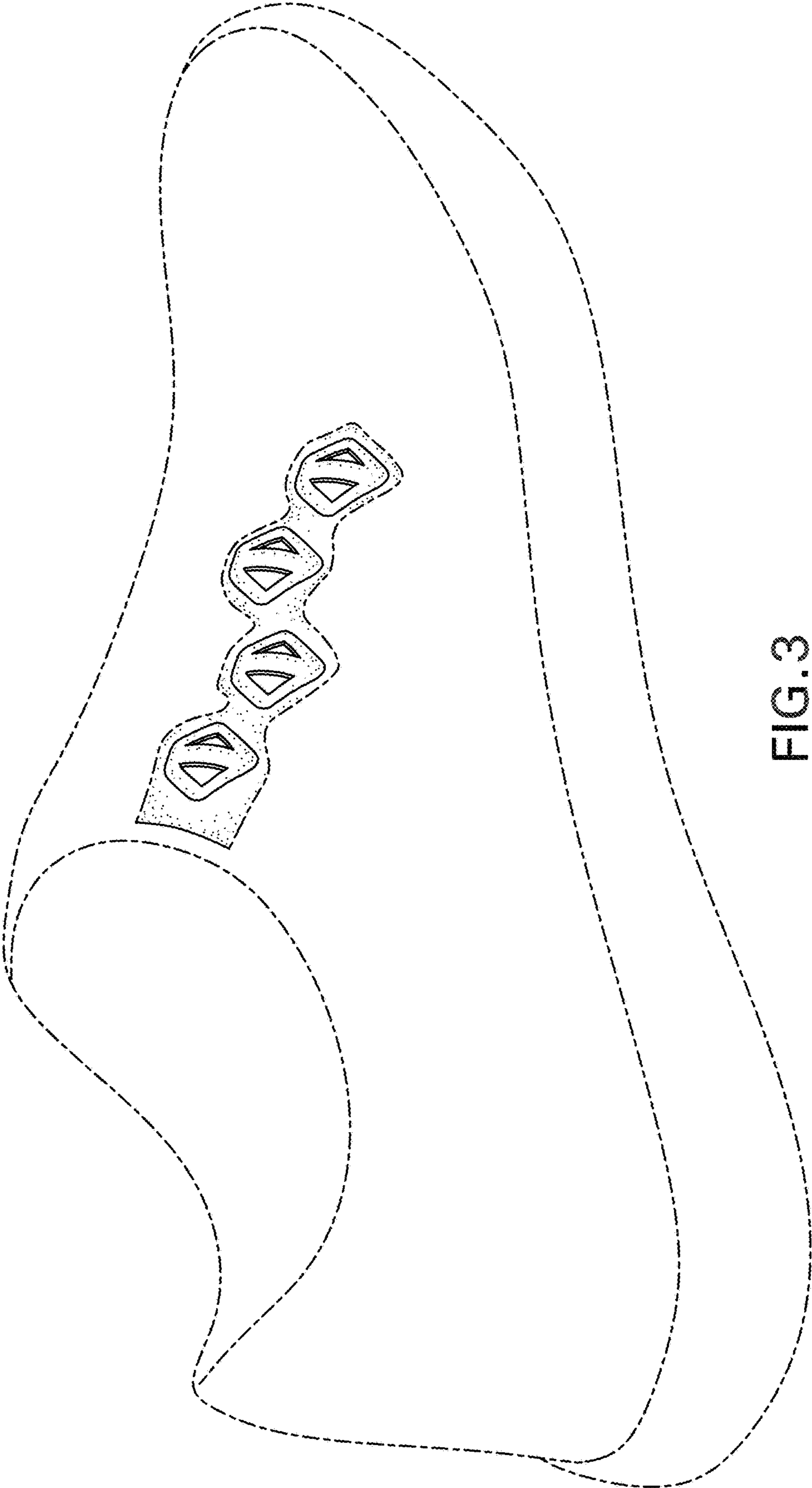


FIG. 3

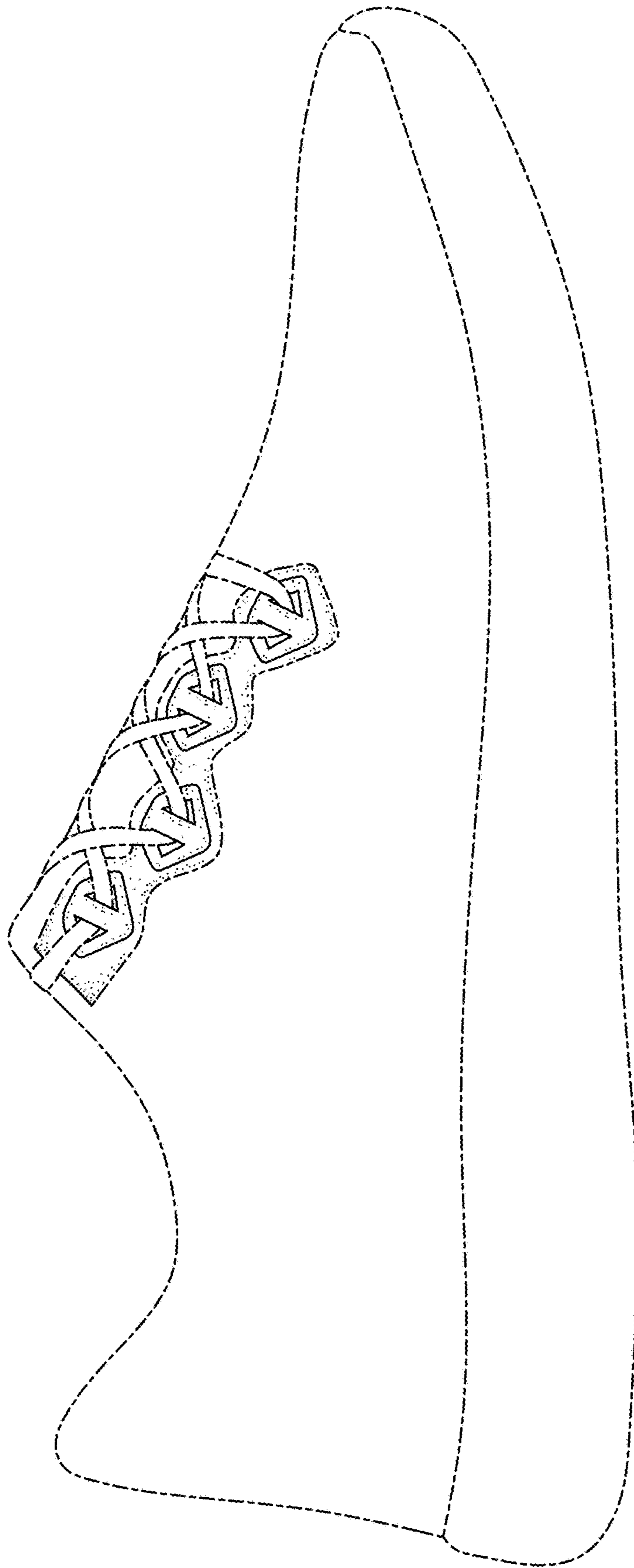


FIG.4