



US00D792062S

(12) **United States Design Patent**
Chen-Kolterman

(10) **Patent No.:** **US D792,062 S**

(45) **Date of Patent:** **** Jul. 18, 2017**

(54) **FOOTWEAR**

(71) Applicant: **JOY CHEN-KOLTERMAN LLC**, San Francisco, CA (US)

(72) Inventor: **Joy Chen-Kolterman**, San Francisco, CA (US)

(73) Assignee: **JOY CHEN-KOLTERMAN LLC**, San Francisco, CA (US)

(**) Term: **15 Years**

(21) Appl. No.: **29/575,700**

(22) Filed: **Aug. 26, 2016**

(51) **LOC (10) Cl.** **02-99**

(52) **U.S. Cl.**
USPC **D2/939; D2/941**

(58) **Field of Classification Search**
USPC D2/896, 925-942, 971
CPC A43B 21/00; A43B 21/02; A43B 21/06;
A43B 9/14; A43B 1/0045; A43B 13/10;
A43B 13/12; A43B 23/06; A43B 23/07;
A43B 1/0036; A43B 5/12
See application file for complete search history.

(56) **References Cited**

U.S. PATENT DOCUMENTS

D92,301 S *	5/1934	Heil	D2/939
D92,750 S *	7/1934	Miller	D2/939
D93,930 S *	11/1934	Lavalle	D2/939
D94,376 S *	1/1935	Bancroft	D2/939
D94,951 S *	3/1935	Elkin	D2/941
D96,535 S *	8/1935	Elkin	D2/939
D97,450 S *	11/1935	Arkin	D2/939
D97,536 S *	11/1935	Perugia	D2/939
D98,134 S *	1/1936	Abowitz	D2/941
D98,990 S *	3/1936	Audino	D2/939
D99,314 S *	4/1936	Sholtz	D2/929
D100,316 S *	7/1936	Elkin	D2/939

D100,971 S *	8/1936	Odenchrants	D2/941
D101,711 S *	10/1936	Perugia	D2/940
D104,054 S *	4/1937	Sholtz	D2/939
D104,932 S *	6/1937	Turiansky	D2/939
D106,215 S *	9/1937	Ryan	D2/939
D106,530 S *	10/1937	Berman	D2/940
D108,855 S *	3/1938	Wood	D2/932
D110,251 S *	6/1938	Levin	D2/939
D111,856 S *	10/1938	Perugia	D2/927
D111,857 S *	10/1938	Perugia	D2/932
D111,858 S *	10/1938	Perugia	D2/930
D112,086 S *	11/1938	Perugia	36/11.5
D113,405 S *	2/1939	Troy	D2/932
D131,544 S *	3/1942	Vivier	D2/939
D136,913 S *	12/1943	Keyes	D2/922
D149,685 S *	5/1948	Sandler	D2/935
D592,392 S *	5/2009	Wilkinson	D2/971
D637,387 S *	5/2011	Issler	D2/971

* cited by examiner

Primary Examiner — Dominic Simone

(74) *Attorney, Agent, or Firm* — Pillsbury Winthrop Shaw Pittman LLP

(57) **CLAIM**

The ornamental design for footwear, as shown and described.

DESCRIPTION

FIG. 1 is a top perspective view of footwear according to the present invention;

FIG. 2 is a front view thereof;

FIG. 3 is a back view thereof;

FIG. 4 is a right side view thereof;

FIG. 5 is a left side view thereof;

FIG. 6 is a top view thereof; and,

FIG. 7 is a bottom view thereof.

The portions of the design shown in broken line in FIG. 7 are for illustrative purposes only and form no part of the claimed design.

1 Claim, 7 Drawing Sheets





FIG. 1



FIG. 2



FIG. 3

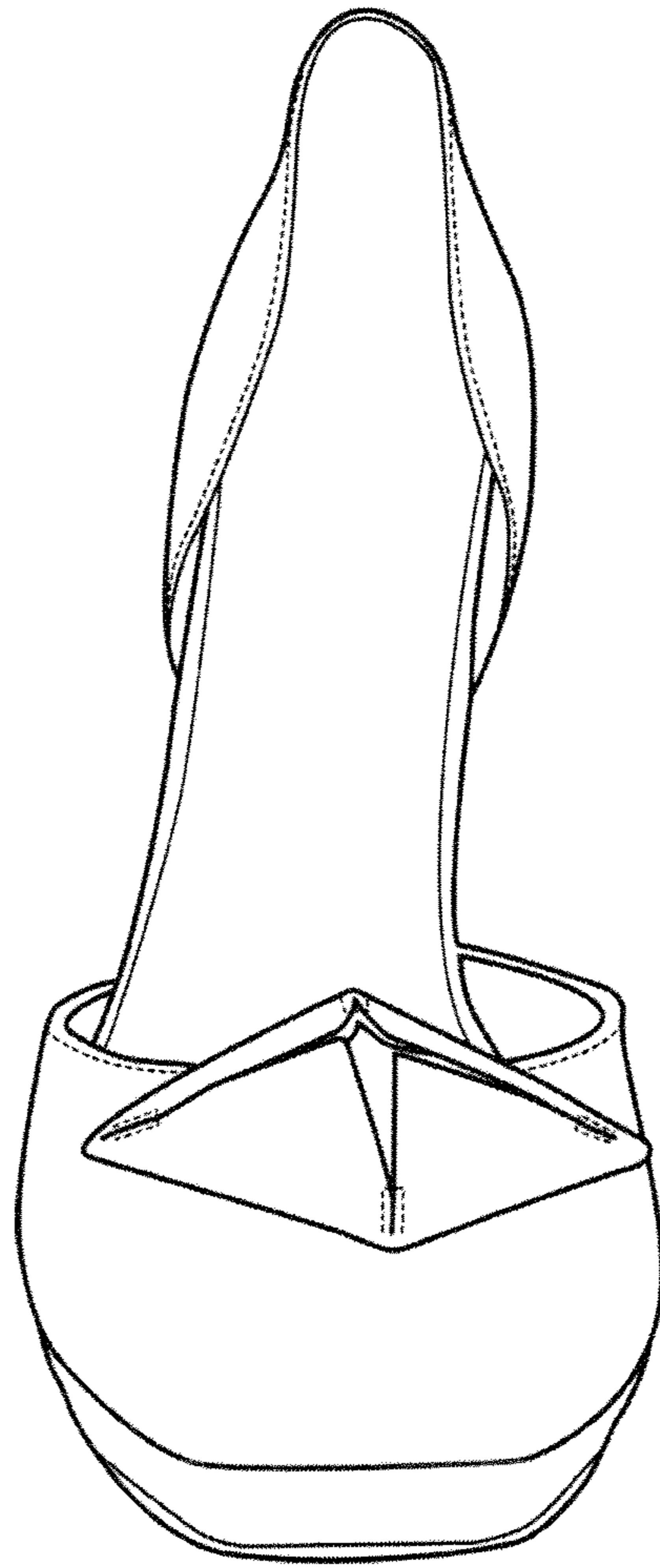


FIG. 4

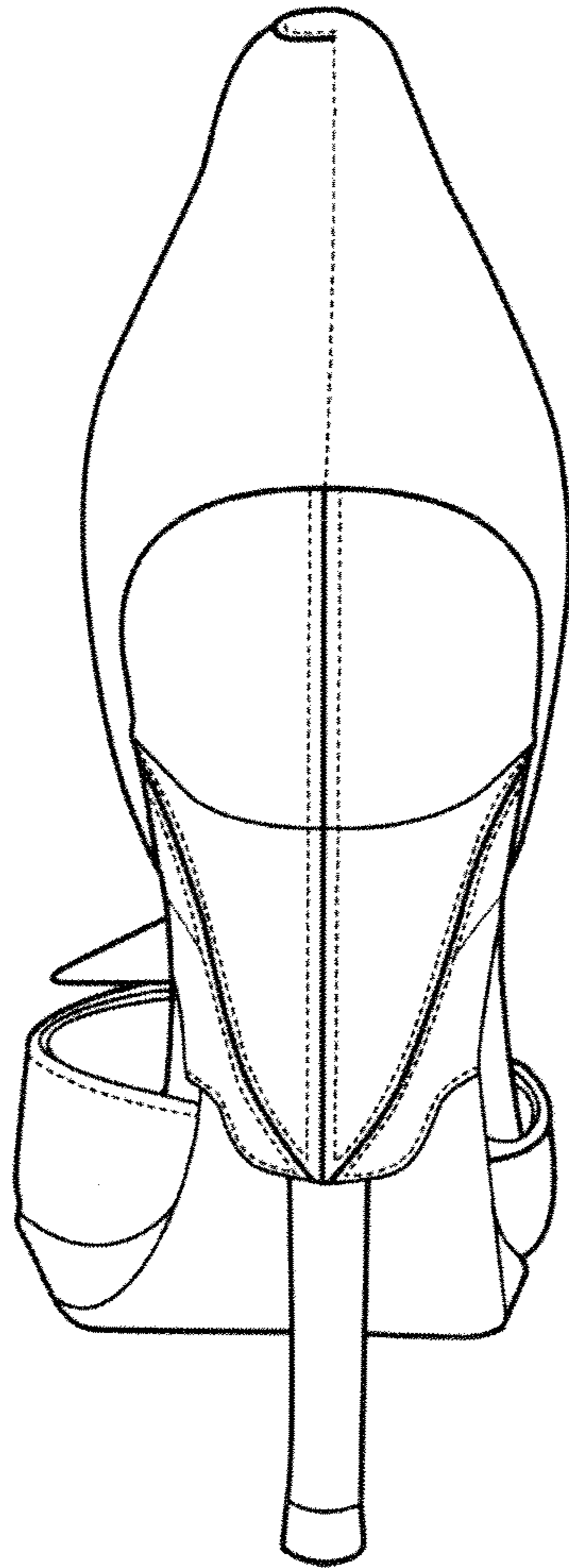


FIG. 5

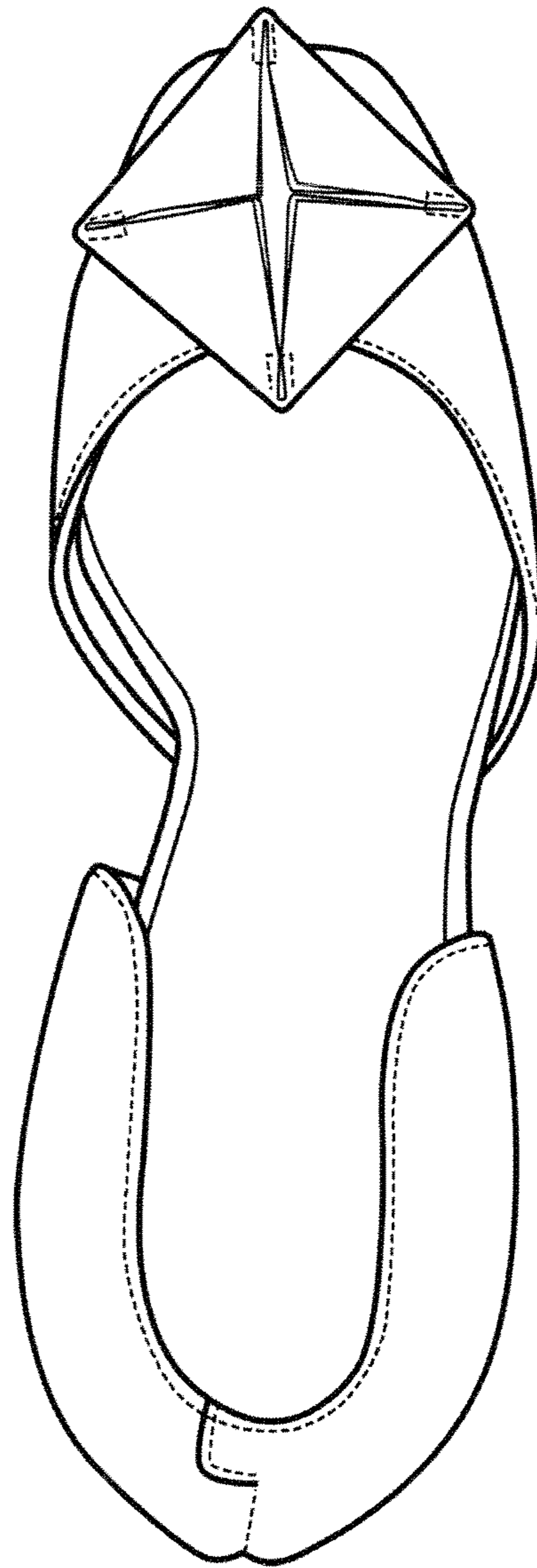


FIG. 6

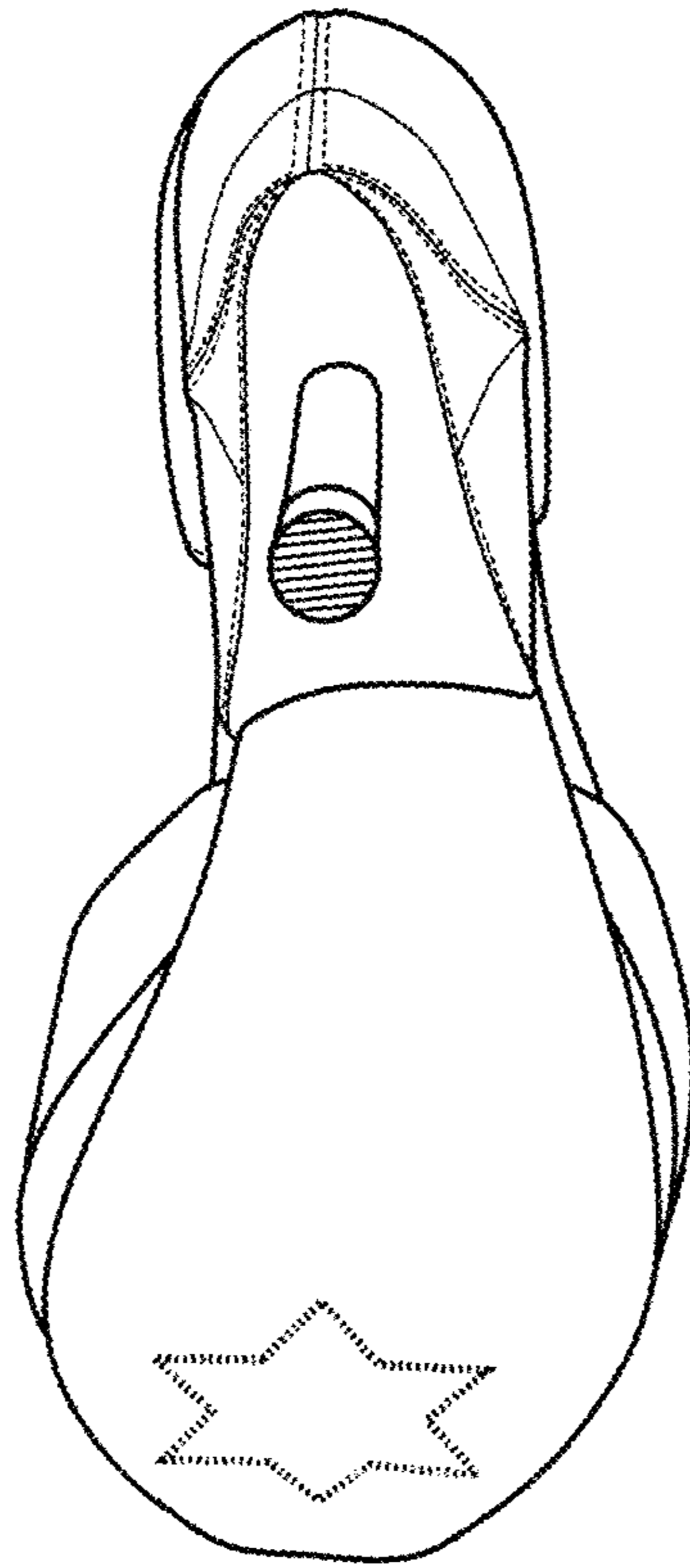


FIG. 7