



US00D792053S

(12) **United States Design Patent**  
**Chen**

(10) **Patent No.:** **US D792,053 S**  
(45) **Date of Patent:** **\*\* Jul. 18, 2017**

- (54) **STRAPLESS BRA**
- (71) Applicant: **Ruwei Chen**, Taipei (CN)
- (72) Inventor: **Ruwei Chen**, Taipei (CN)
- (\*\*) Term: **15 Years**
- (21) Appl. No.: **29/543,595**
- (22) Filed: **Oct. 27, 2015**
- (51) **LOC (10) Cl.** ..... **02-01**
- (52) **U.S. Cl.**  
USPC ..... **D2/706**
- (58) **Field of Classification Search**  
USPC ..... D2/700, 706, 709, 710, 708; 2/267, 268;  
450/81, 86, 88, 58, 60, 63, 68, 87  
CPC .. A41C 3/065; A41C 3/00; A41C 3/02; A41C  
3/08; A41C 3/0035  
See application file for complete search history.

7,585,200	B1 *	9/2009	McLaren	.....	A41C 3/0035	2/247
7,677,952	B2 *	3/2010	Wooley	.....	A41C 3/065	450/81
D643,179	S *	8/2011	Naughton	.....	D2/706	
8,029,332	B2 *	10/2011	Nadsady	.....	A41C 3/065	450/38
D661,869	S *	6/2012	Chang	.....	D2/706	
D662,278	S *	6/2012	Chang	.....	D2/706	
D662,687	S *	7/2012	Chang	.....	D2/706	
8,221,189	B2 *	7/2012	Chen	.....	A41C 3/065	450/54
D671,712	S *	12/2012	Chang	.....	D2/706	
2010/0029176	A1 *	2/2010	Chen	.....	A41C 3/065	450/38
2014/0273739	A1 *	9/2014	Chang	.....	A41C 3/065	450/81

\* cited by examiner

*Primary Examiner* — Susan Bennett Hattan  
*Assistant Examiner* — Rebecca Tsehaye

(56) **References Cited**

**U.S. PATENT DOCUMENTS**

4,992,074	A *	2/1991	Diaz	.....	A41C 3/065	2/267
6,149,496	A *	11/2000	Fildan	.....	A41C 3/02	24/694
6,758,720	B2 *	7/2004	Chen	.....	A41C 3/065	2/267
6,780,081	B2 *	8/2004	Chen	.....	A41C 3/065	450/54
7,163,433	B2 *	1/2007	Chou	.....	A41C 3/065	2/267
7,335,086	B1 *	2/2008	Karon	.....	A41C 3/065	450/1
7,407,429	B2 *	8/2008	Chen	.....	A41C 3/08	450/54

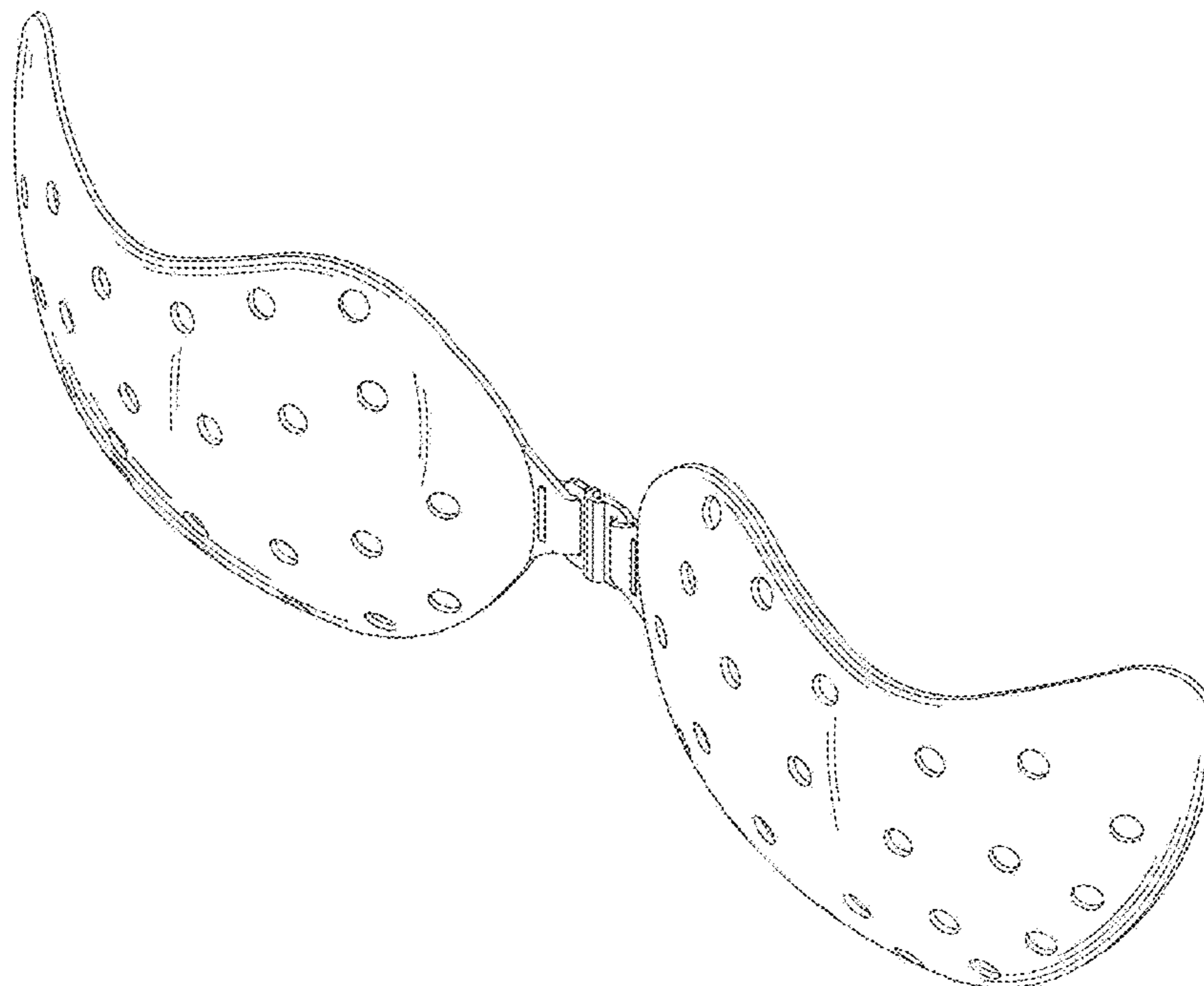
(57) **CLAIM**

The ornamental design for a strapless bra, as shown and described.

**DESCRIPTION**

FIG. 1 is a perspective view of a strapless bra, showing my new design;  
FIG. 2 is a front elevational view thereof;  
FIG. 3 is a rear elevational view thereof;  
FIG. 4 is a left elevational view thereof;  
FIG. 5 is a right elevational view thereof;  
FIG. 6 is a top elevational view thereof; and,  
FIG. 7 is a bottom elevational view thereof.

**1 Claim, 6 Drawing Sheets**



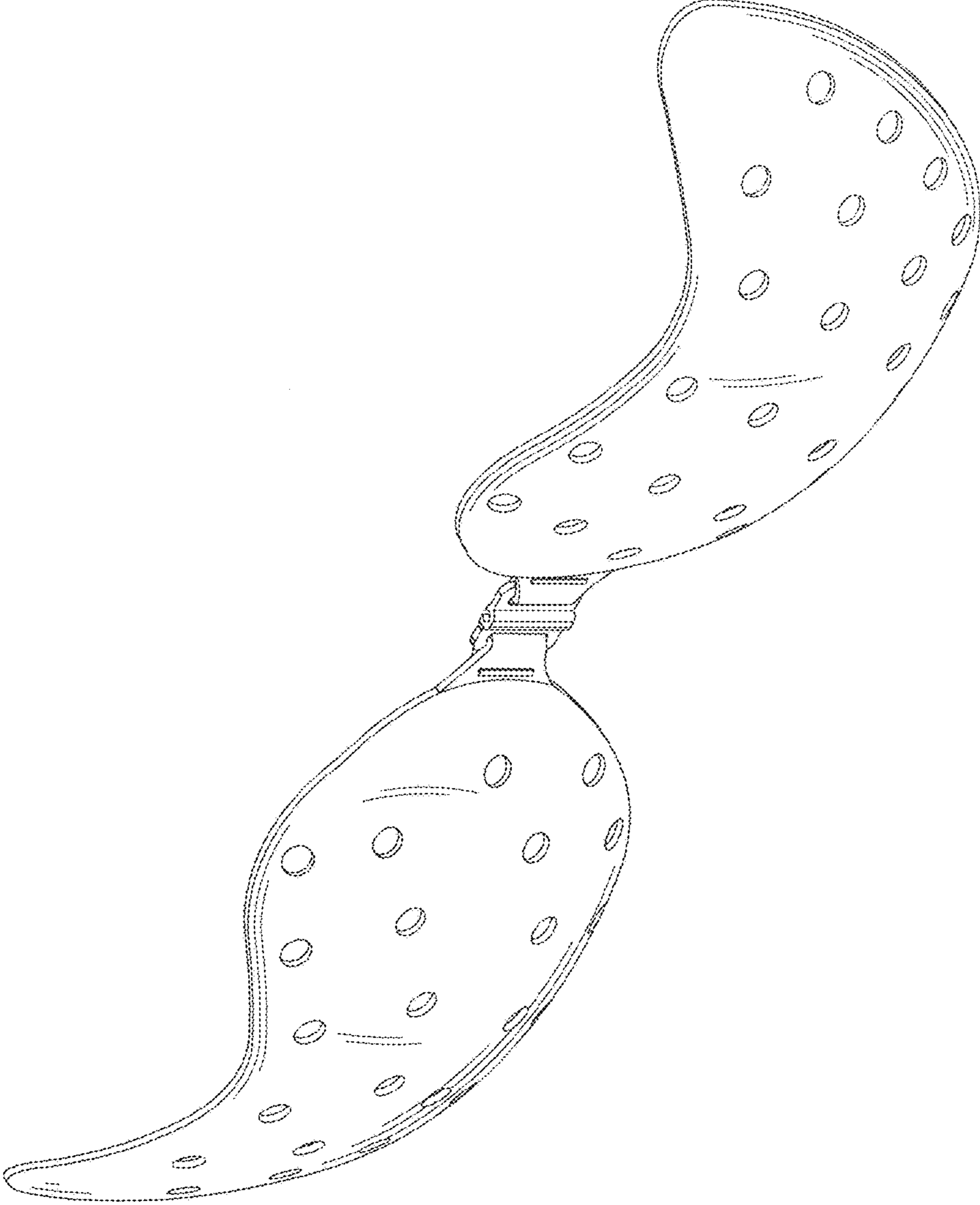


Fig. 1

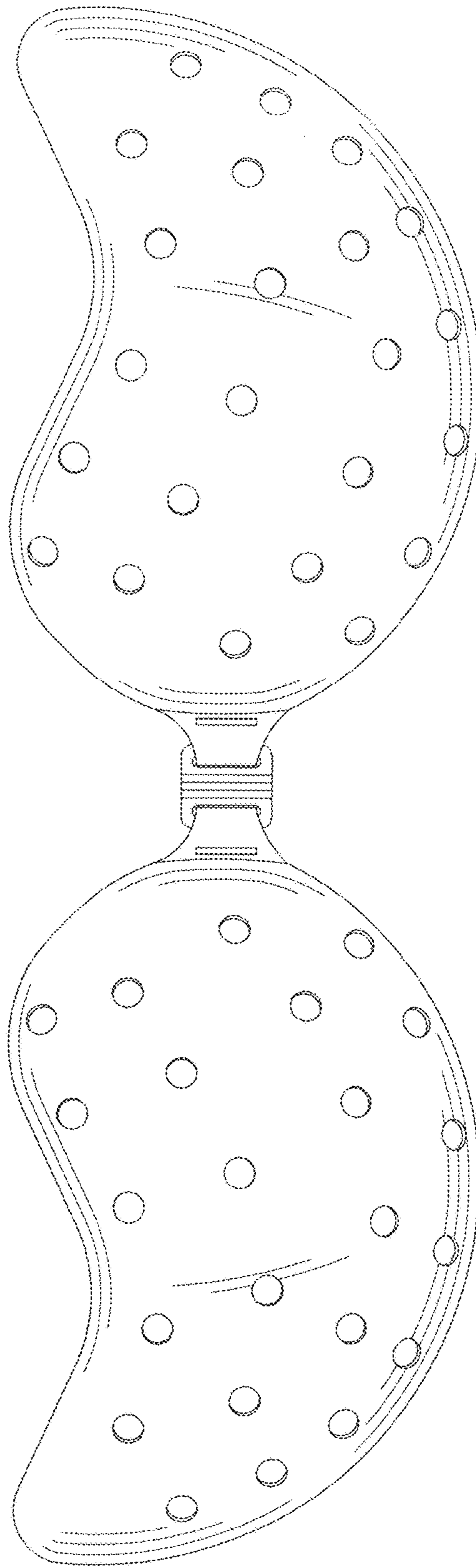


Fig. 2

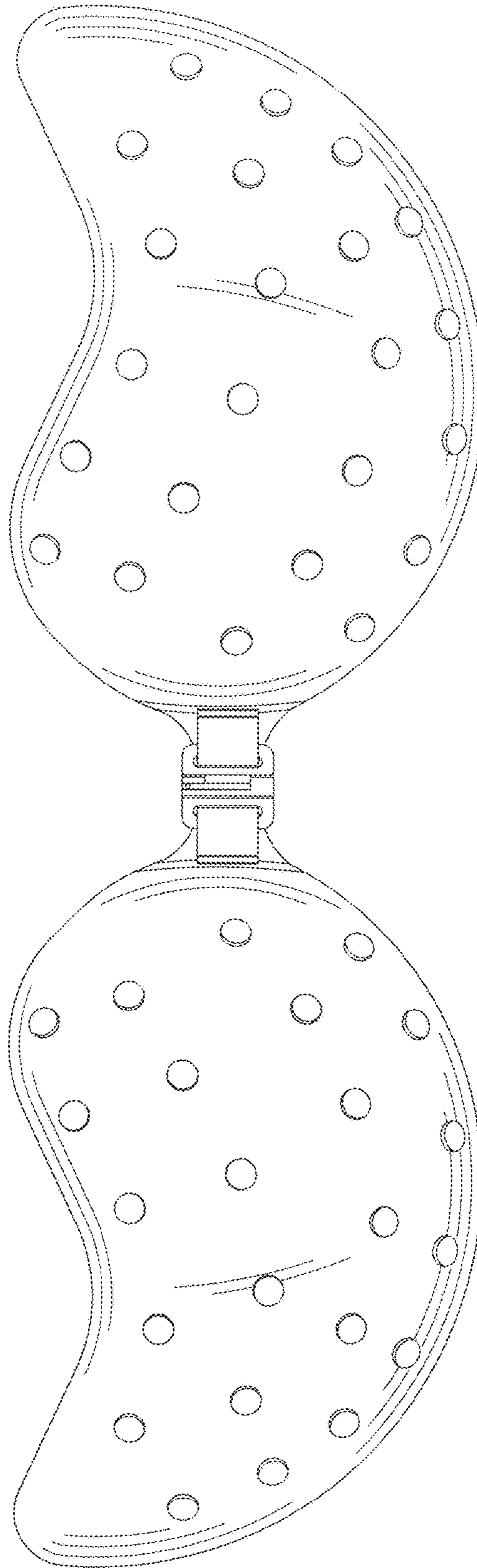


Fig. 3

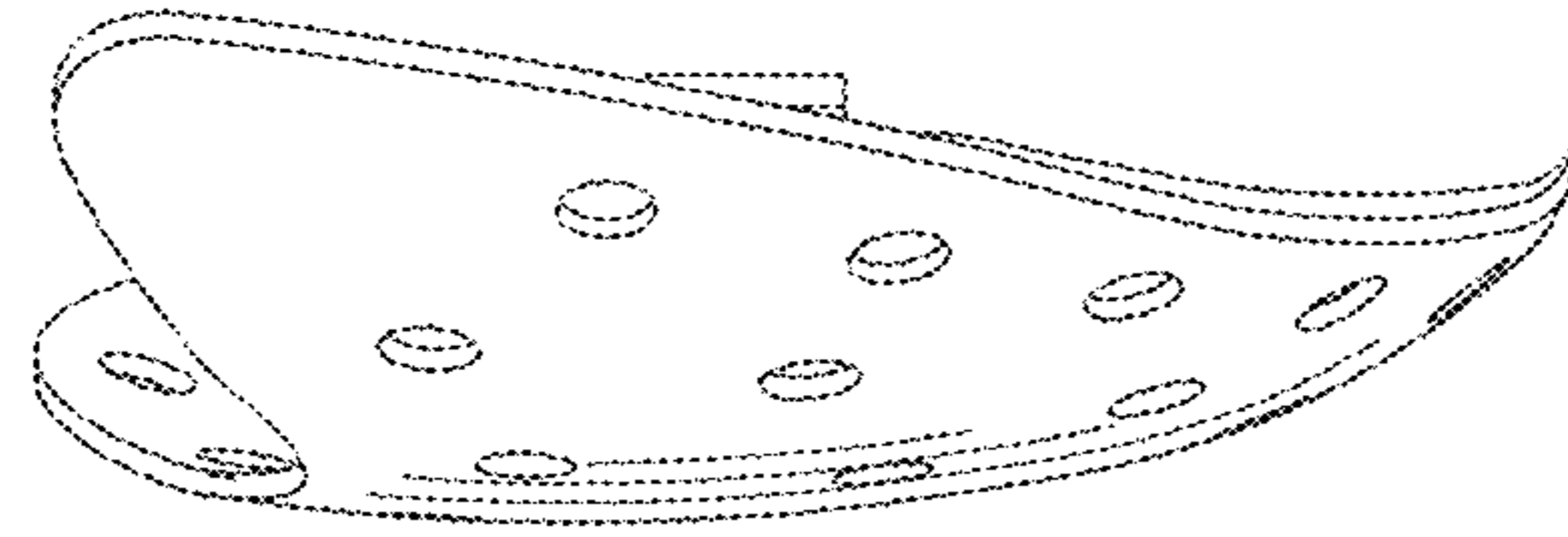


Fig. 5

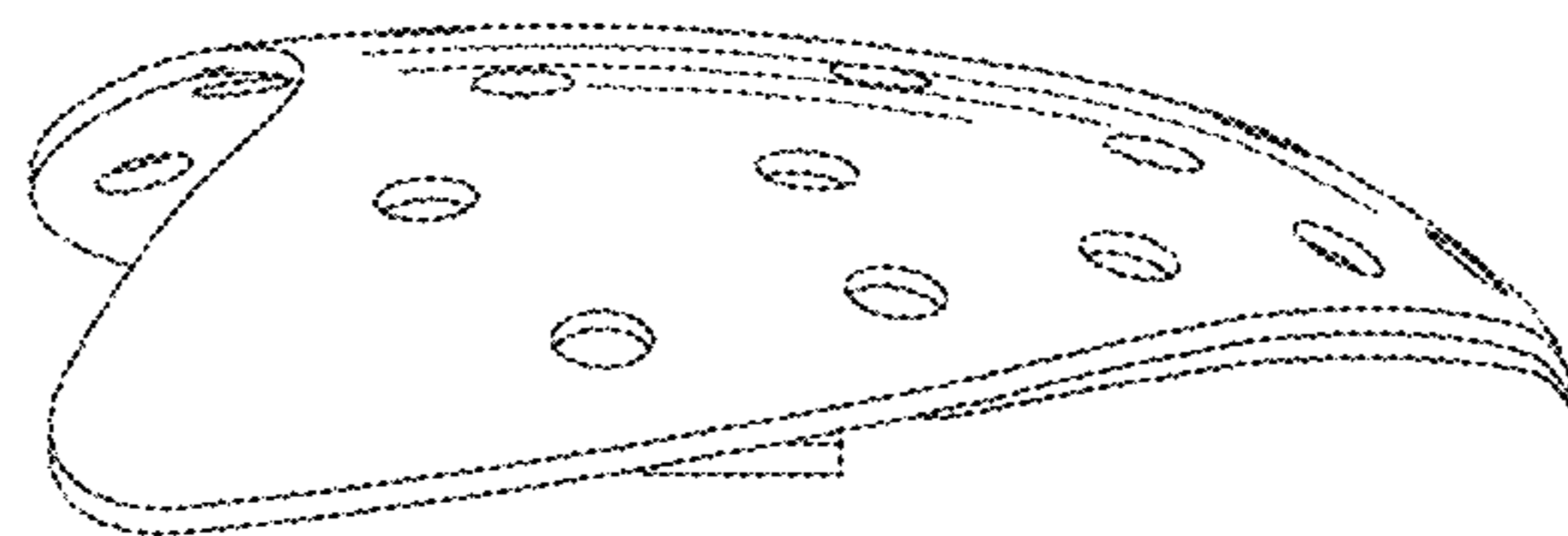


Fig. 4

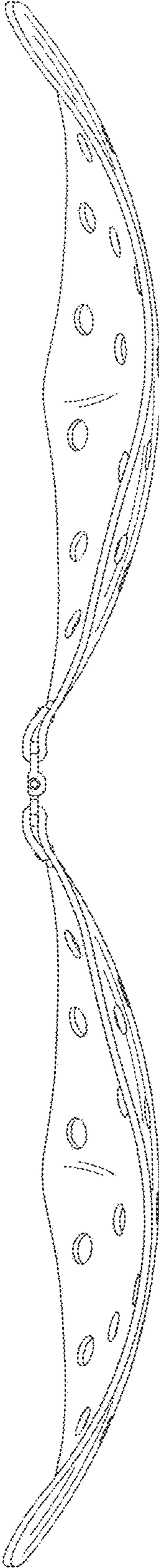


Fig. 6

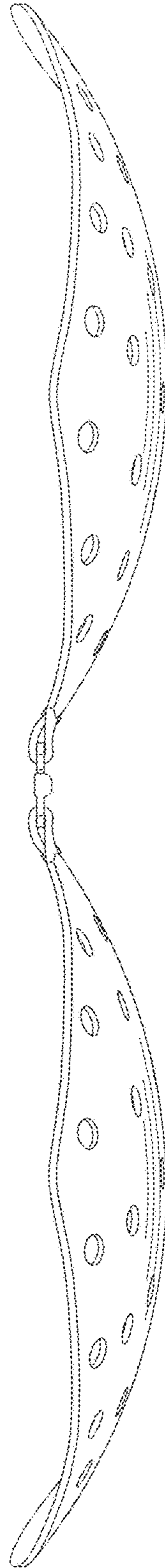


Fig. 7