



US00D792049S

(12) **United States Design Patent** (10) **Patent No.:** **US D792,049 S**
Oh et al. (45) **Date of Patent:** **** Jul. 11, 2017**

(54) **AUTOMATED TELLER MACHINE**

(56) **References Cited**

(71) Applicant: **LG CNS CO., LTD.**, Seoul (KR)

U.S. PATENT DOCUMENTS

(72) Inventors: **Sungyong Oh**, Seoul (KR); **Jesung Yeon**, Seoul (KR); **Jangwook Choi**, Seoul (KR)

D318,553	S	*	7/1991	Brown	D99/28
D454,421	S	*	3/2002	Jeon	D18/3.3
D492,080	S	*	6/2004	Magee	D99/28
D530,880	S	*	10/2006	Magee	D99/28
D540,004	S	*	4/2007	Kang	D99/28
D596,374	S	*	7/2009	Kang	D99/28
D618,875	S	*	6/2010	Tougo	D18/3.3
D625,305	S	*	10/2010	Bleck	D14/307
D629,585	S	*	12/2010	Bleck	D14/307
D645,223	S	*	9/2011	Bleck	D14/307
D674,985	S	*	1/2013	Lee	D14/900
D682,504	S	*	5/2013	Lee	D14/900
D716,515	S	*	10/2014	Cha	D99/28
D724,812	S	*	3/2015	Cha	D99/28
D743,956	S	*	11/2015	Kraft	D14/307
D748,364	S	*	1/2016	King	D99/28
D769,570	S	*	10/2016	Kraft	D99/28
D769,571	S	*	10/2016	Lee	D99/28
D769,572	S	*	10/2016	Park	D99/28

(73) Assignee: **LG CNS CO., LTD.**, Seoul (KR)

(**) Term: **15 Years**

(21) Appl. No.: **29/549,750**

(22) Filed: **Dec. 28, 2015**

(30) **Foreign Application Priority Data**

Jun. 26, 2015 (KR) 30-2015-0032445

(51) **LOC (10) Cl.** **99-00**

(52) **U.S. Cl.**
USPC **D99/28**

(58) **Field of Classification Search**
USPC D99/28, 34, 25, 26, 43, 99;
D14/300-302, 305, 307, 900-902;
D18/3.1-3.3, 4.1-4.6, 12.1-12.3;
D21/324, 325, 329, 369, 370
CPC ... G07B 1/00; G07B 1/02; G07B 1/04; G07B
1/06; G07B 1/08; G07B 3/00; G07B
3/02; G07B 3/04; G07B 5/00; E05B
65/0075; E05G 1/00; E05G 1/005; E05G
1/02; E05G 1/024; E05G 5/00; E05G
5/003; E05G 5/006; E05G 5/02; E05G
7/00; E05G 7/001; E05G 2700/00; E05G
2700/02; G07F 19/00; G07F 19/20; G07F
19/201; G07F 19/202; G07F 19/203;
G07F 19/204; G07F 19/205; G07D 11/00;
G07D 11/0021; G07D 2201/00

See application file for complete search history.

(Continued)

Primary Examiner — Elizabeth J Oswecki

(74) *Attorney, Agent, or Firm* — Saliwanchik, Lloyd & Eisenschenk

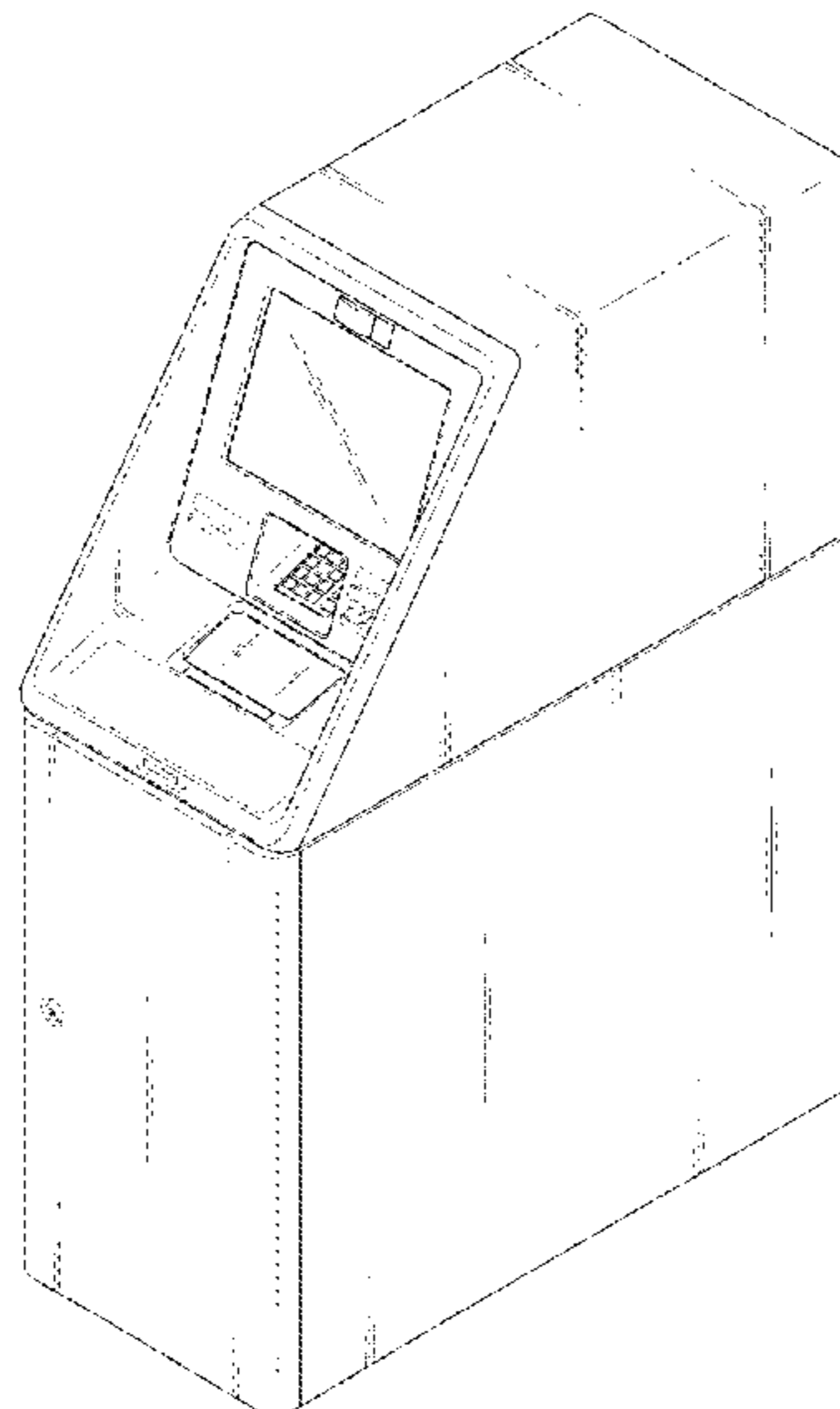
(57) **CLAIM**

The ornamental design for an automated teller machine, as shown and described.

DESCRIPTION

FIG. 1 is a front, right side, perspective view of an automated teller machine showing our new design;
FIG. 2 is a front view thereof;
FIG. 3 is a rear view thereof;
FIG. 4 is a left side view thereof;
FIG. 5 is a right side view thereof;
FIG. 6 is a top view thereof; and,
FIG. 7 is a bottom view thereof.
The broken lines indicate unclaimed portion of the article that form no part of the claimed design.

1 Claim, 7 Drawing Sheets



(56)

References Cited

U.S. PATENT DOCUMENTS

2004/0262379 A1* 12/2004 Gomes G06Q 30/06
235/379
2008/0296365 A1* 12/2008 Schliebe G01G 19/52
235/379
2009/0057398 A1* 3/2009 Douglass G07F 19/20
235/379
2010/0161489 A1* 6/2010 Goodall G06Q 20/042
705/45

* cited by examiner

FIG. 1

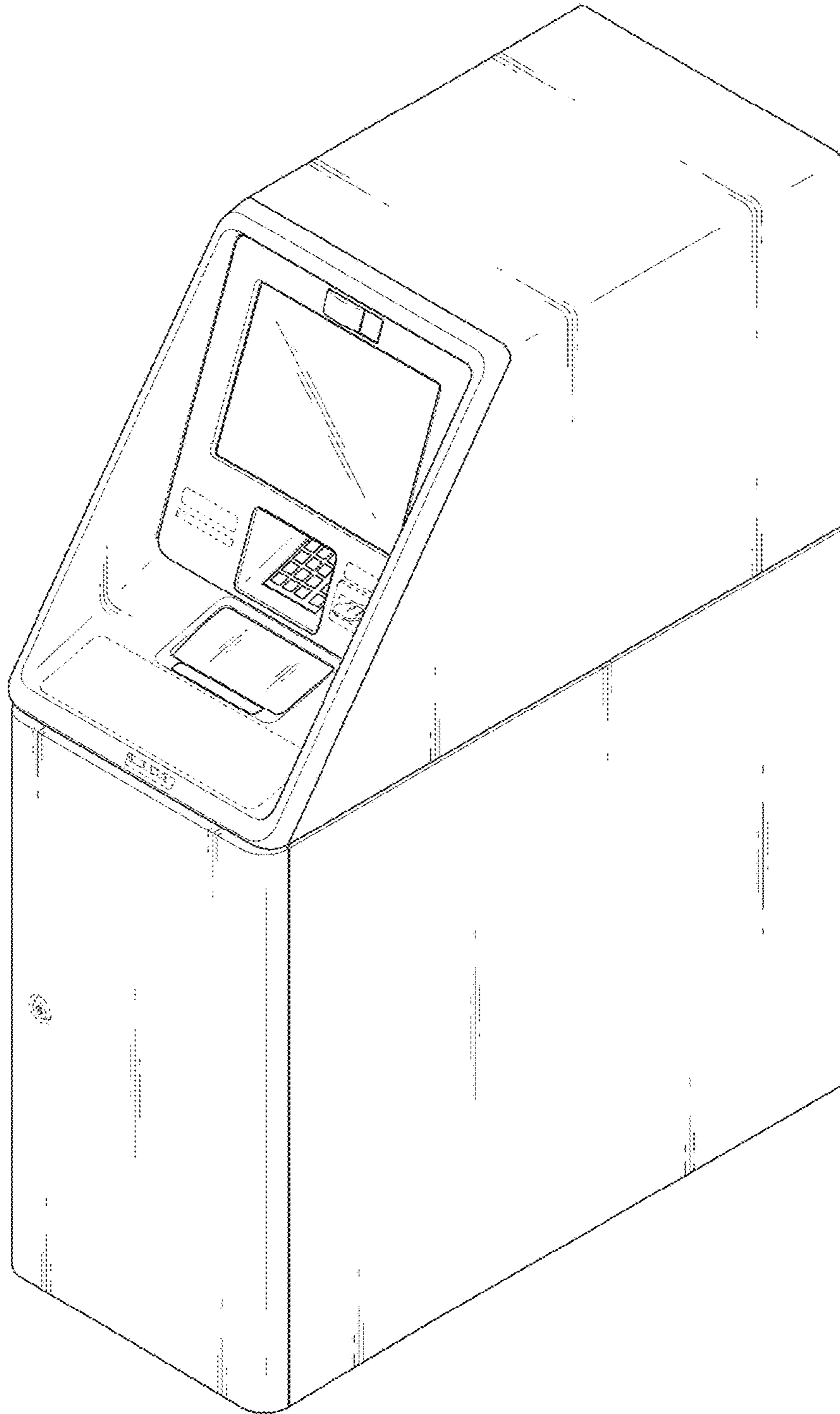


FIG. 2

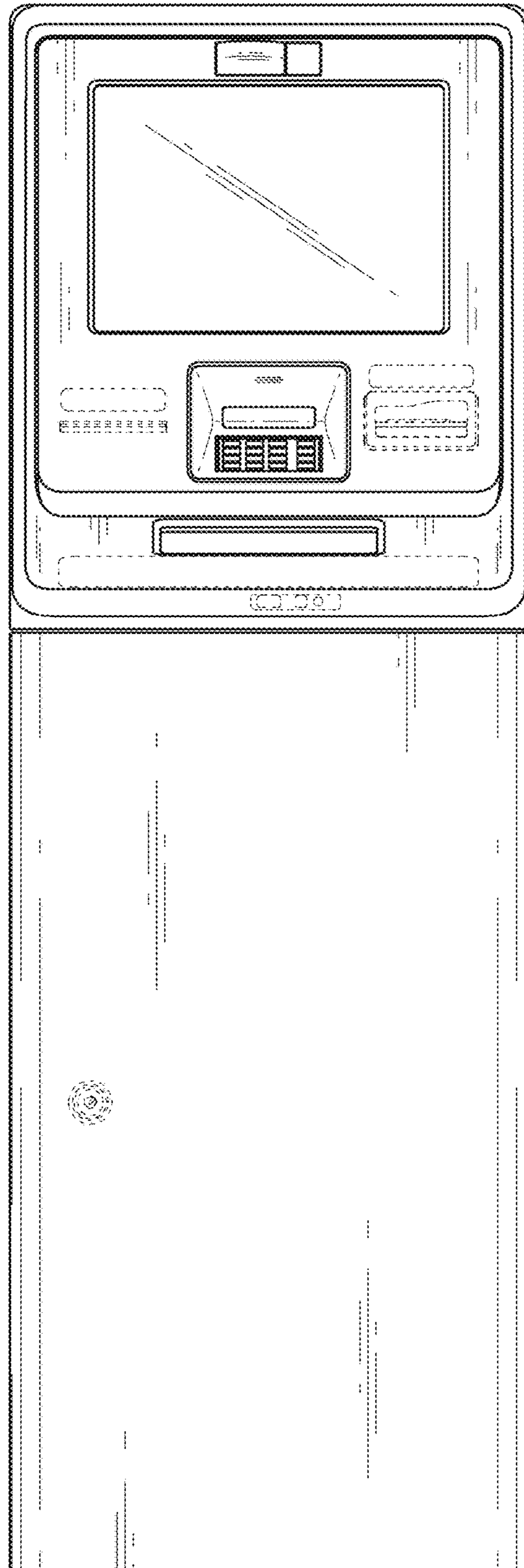


FIG. 3

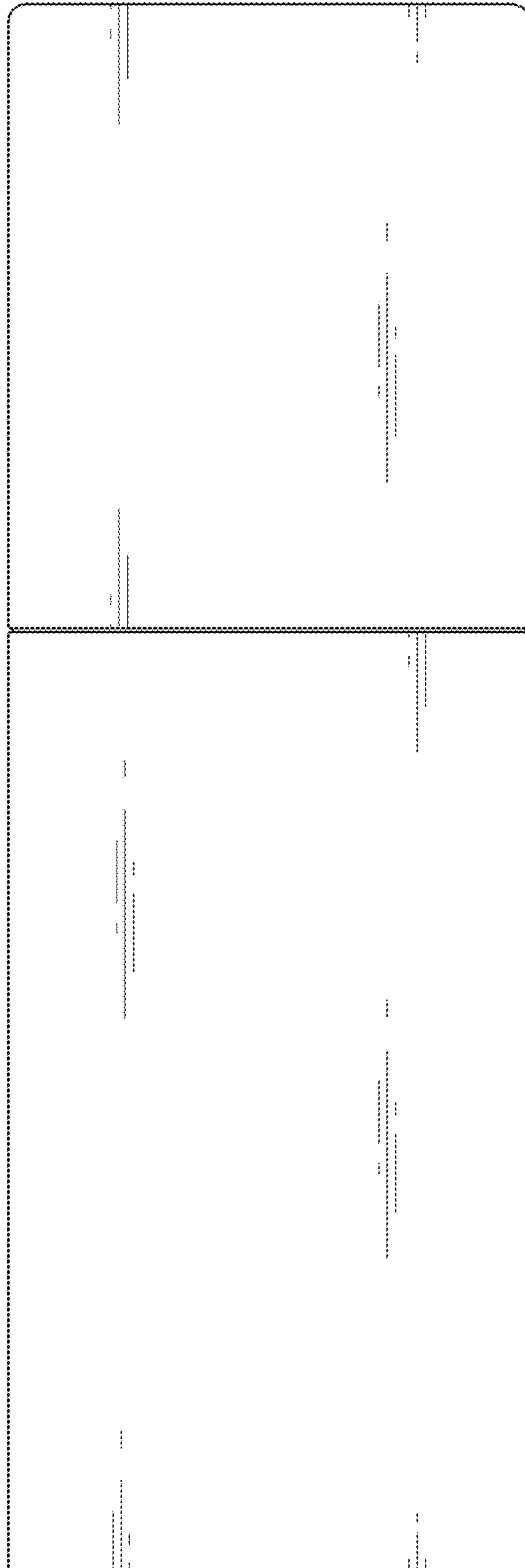


FIG. 4

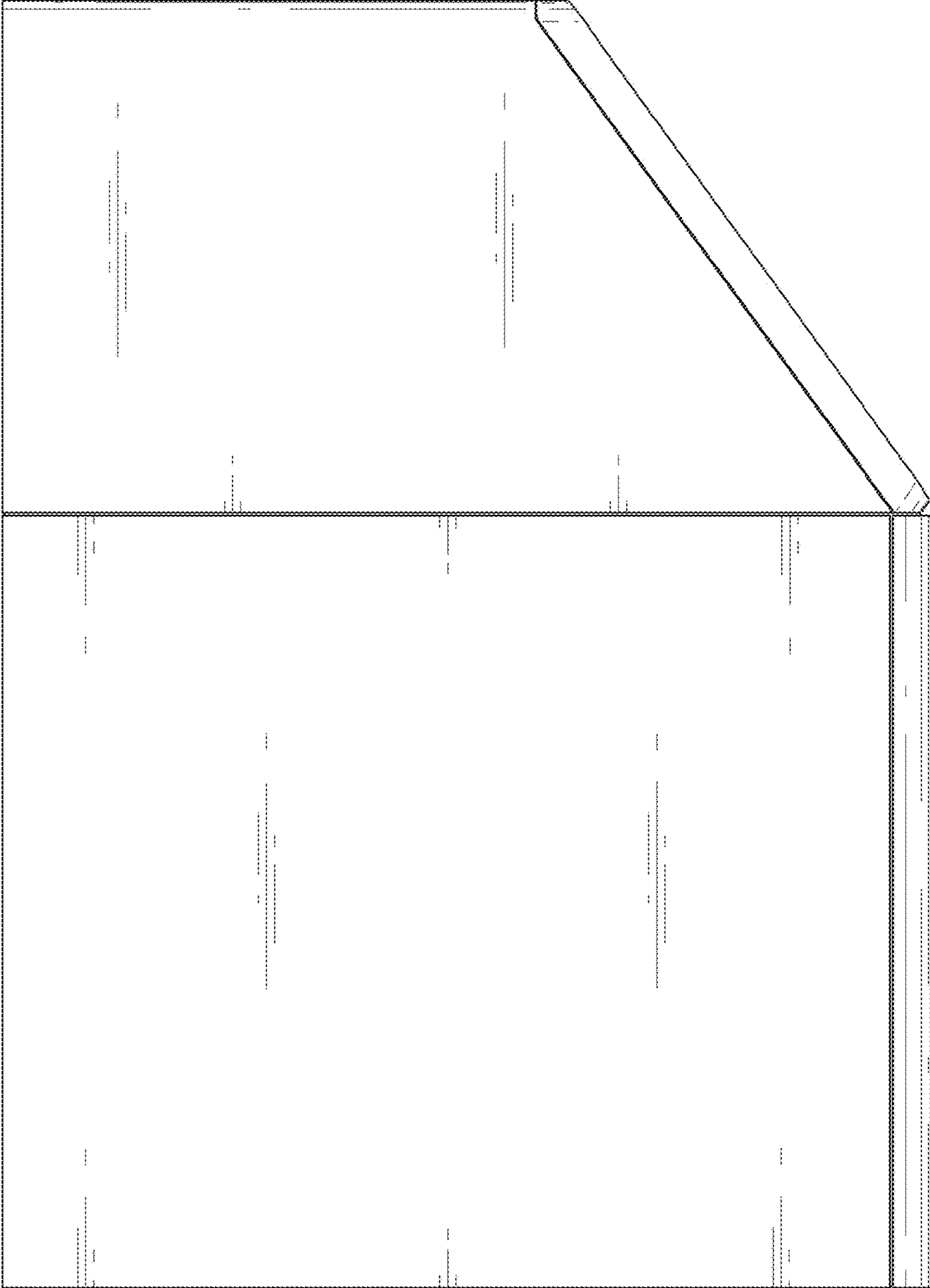


FIG. 5

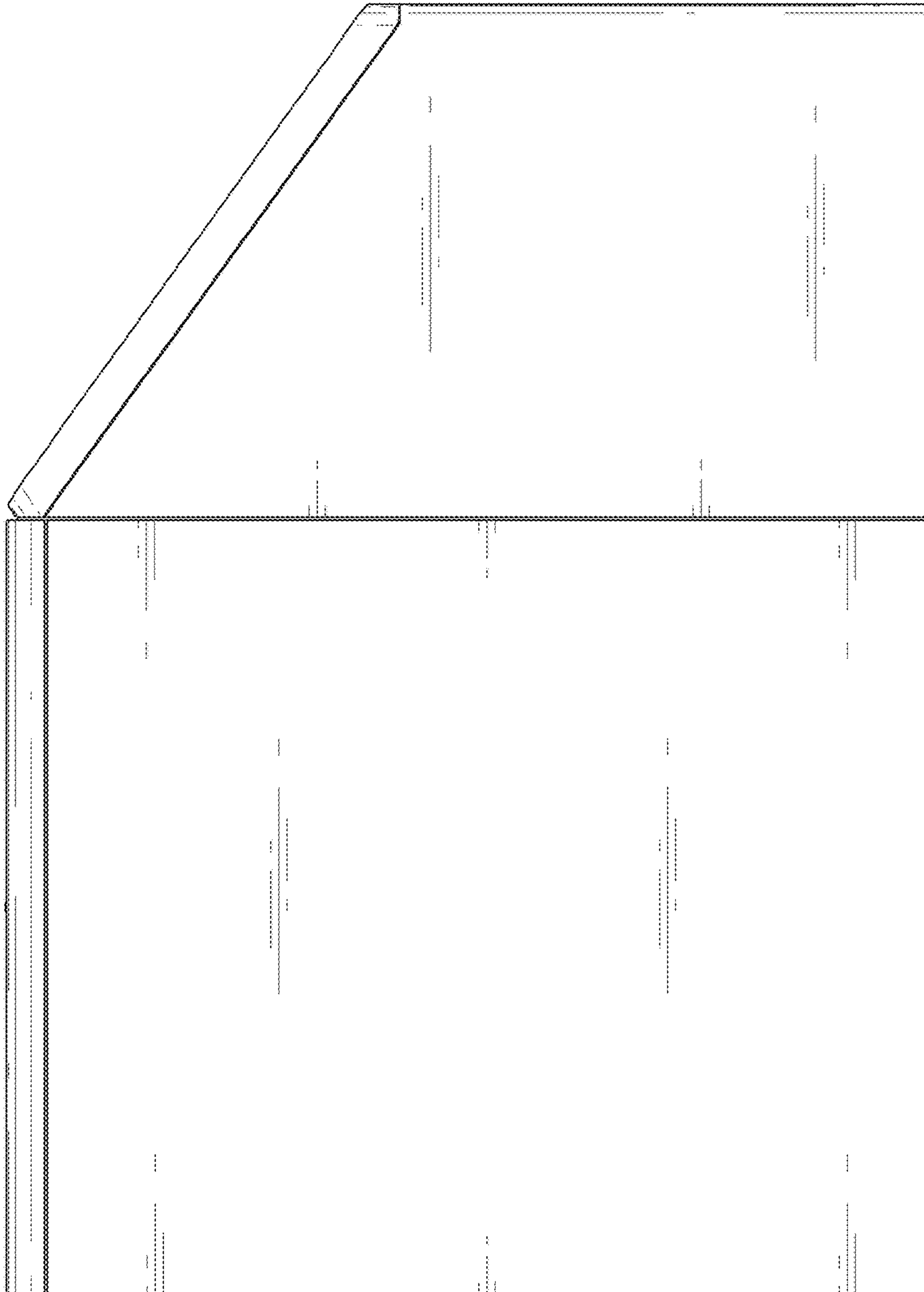


FIG. 6

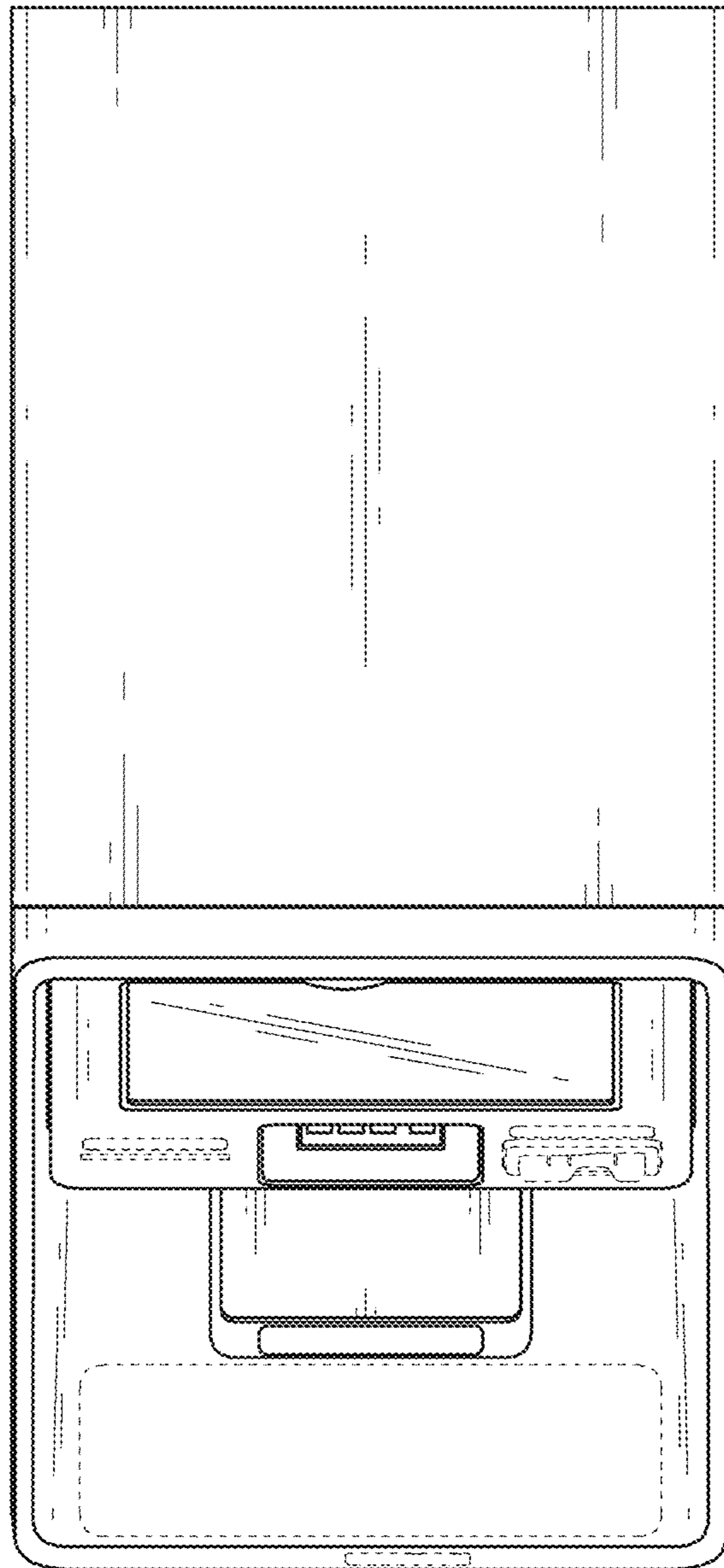


FIG. 7

