



US00D792037S

(12) **United States Design Patent**  
**Yin et al.**

(10) **Patent No.:** **US D792,037 S**  
(45) **Date of Patent:** **\*\* Jul. 11, 2017**

- (54) **DUST COLLECTOR**
- (71) Applicants: **JIANGSU MIDEA CLEANING APPLIANCES CO., LTD.**, Suzhou (CN); **MIDEA GROUP CO., LTD.**, Foshan (CN)
- (72) Inventors: **Xianming Yin**, Suzhou (CN); **Yang Gu**, Suzhou (CN)
- (73) Assignees: **JIANGSU MIDEA CLEANING APPLIANCES CO., LTD.**, Suzhou (CN); **MIDEA GROUP CO., LTD.**, Foshan (CN)
- (\*\*) Term: **15 Years**
- (21) Appl. No.: **29/544,411**
- (22) Filed: **Nov. 3, 2015**
- (51) **LOC (10) Cl.** ..... **15-05**
- (52) **U.S. Cl.**  
USPC ..... **D32/17**
- (58) **Field of Classification Search**  
USPC ..... D32/1, 17, 21, 31, 18  
CPC ..... A47L 5/28; A47L 9/1633; A47L 2201/04; A47L 2201/00  
See application file for complete search history.

6,553,612 B1 *	4/2003	Dyson	.....	A47L 5/28	15/319
D506,042 S *	6/2005	Griffin	.....	D32/21	
D534,696 S *	1/2007	Choi	.....	D32/21	
D567,458 S *	4/2008	Jiang	.....	D32/15	
D596,359 S *	7/2009	Hollis	.....	D32/21	
D618,870 S *	6/2010	Williams	.....	D32/24	
D646,030 S *	9/2011	Carr	.....	D32/21	
D724,801 S *	3/2015	Yoon	.....	D32/21	
D730,599 S *	5/2015	Uim	.....	D32/18	
D737,006 S *	8/2015	Heck	.....	D32/21	
D744,178 S *	11/2015	Choi	.....	D32/21	
D749,282 S *	2/2016	Kim	.....	D32/18	
D749,283 S *	2/2016	Kim	.....	D32/18	
D749,285 S *	2/2016	Kim	.....	D32/31	
D752,831 S *	3/2016	Kim	.....	D32/18	
D760,969 S *	7/2016	Kim	.....	D32/18	

\* cited by examiner

*Primary Examiner* — Michael A. Pratt  
*Assistant Examiner* — Michelle E Wilson  
(74) *Attorney, Agent, or Firm* — Hodgson Russ LLP

(57) **CLAIM**


The ornamental design for a dust collector, as shown and described.

**DESCRIPTION**

FIG. 1 is a front elevational view of a dust collector showing our new design;  
FIG. 2 is a rear elevational view thereof;  
FIG. 3 is a left side elevational view thereof;  
FIG. 4 is a right side elevational view thereof;  
FIG. 5 is a top plan view thereof; and  
FIG. 6 is a bottom view thereof;  
FIG. 7 is a front perspective view thereof; and  
FIG. 8 is a back perspective view thereof.

**1 Claim, 8 Drawing Sheets**

- (56) **References Cited**  
U.S. PATENT DOCUMENTS
- D343,934 S \* 2/1994 Meelen ..... D32/21
- D381,779 S \* 7/1997 Pritchett ..... D32/22
- D405,570 S \* 2/1999 Broecking ..... D32/32
- D418,643 S \* 1/2000 Hoshino ..... D32/21
- D454,994 S \* 3/2002 Harada ..... D32/21
- D462,488 S \* 9/2002 Santiago ..... D32/18








Fig. 1






Fig. 2



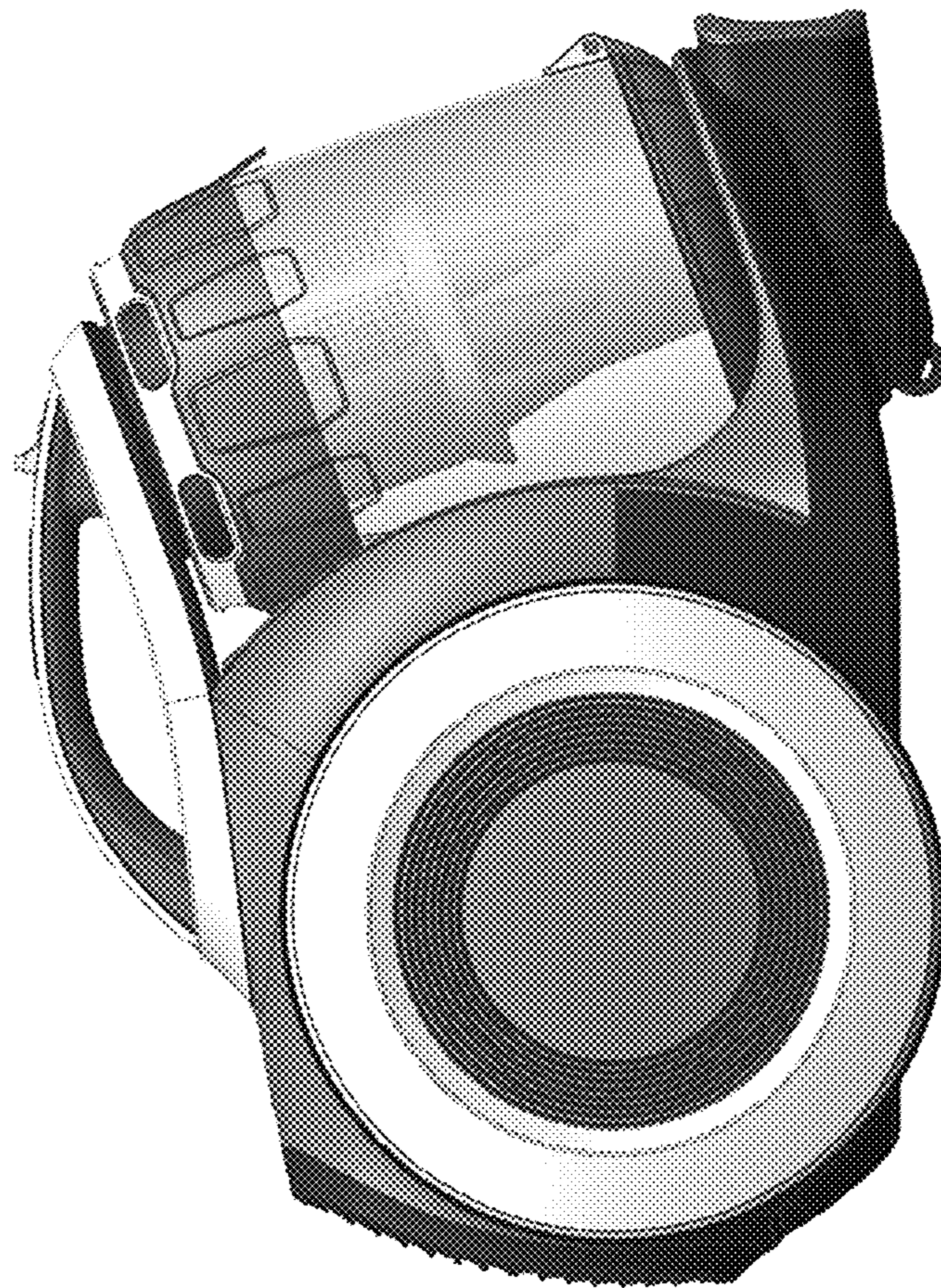


Fig. 3



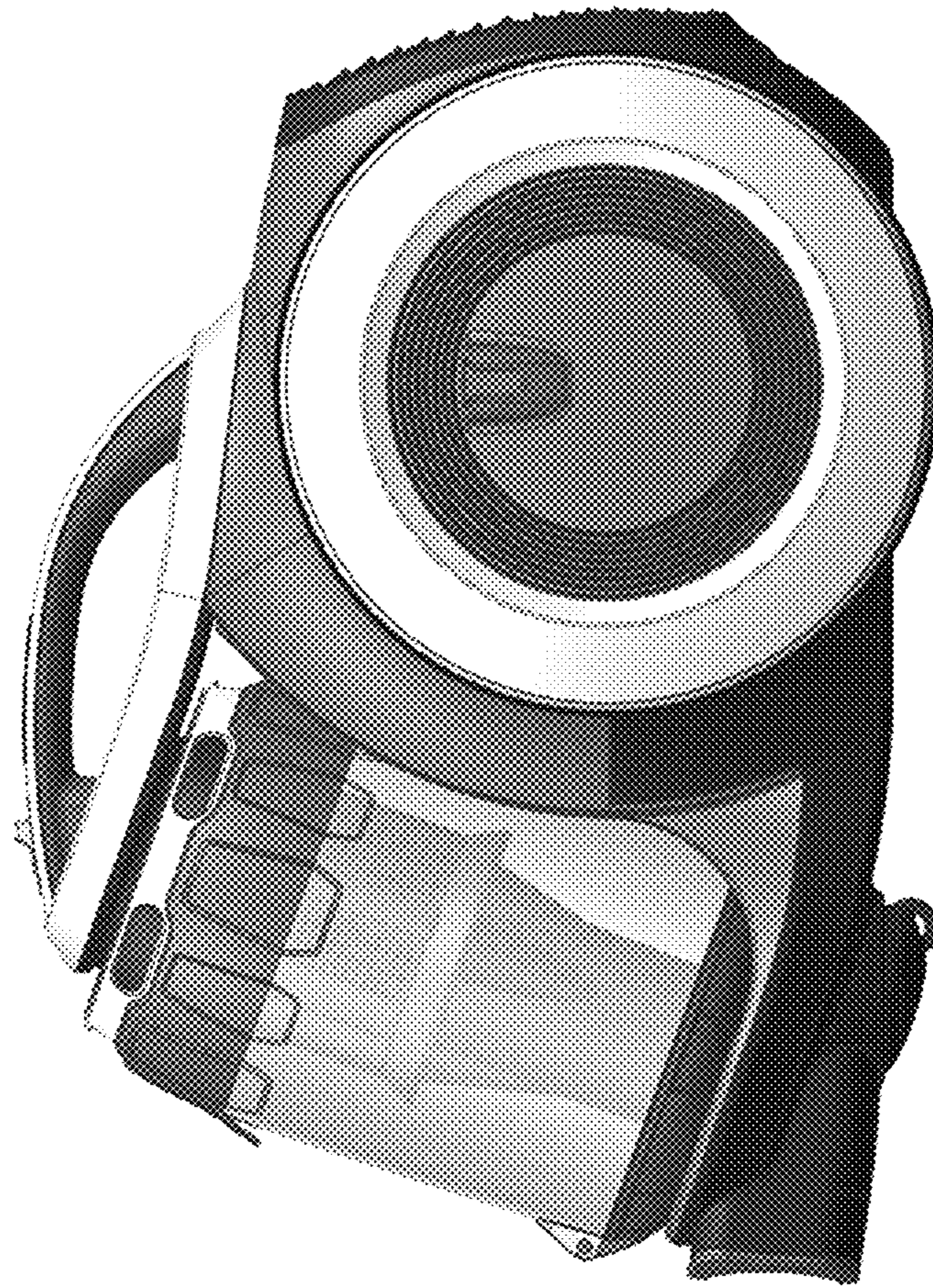


Fig. 4





Fig. 5





Fig. 6





Fig. 7





Fig. 8



UNITED STATES PATENT AND TRADEMARK OFFICE  
**CERTIFICATE OF CORRECTION**

PATENT NO. : D792,037 S  
APPLICATION NO. : 29/544411  
DATED : July 11, 2017  
INVENTOR(S) : Yin et al.

Page 1 of 1

It is certified that error appears in the above-identified patent and that said Letters Patent is hereby corrected as shown below:

On the Title Page

Under "DESCRIPTION," after "FIG. 8 is a back perspective view thereof," please add the following sentence:

--Color forms no part of the claimed design.--

Signed and Sealed this  
Twelfth Day of September, 2017



Joseph Matal  
*Performing the Functions and Duties of the  
Under Secretary of Commerce for Intellectual Property and  
Director of the United States Patent and Trademark Office*