

US00D792028S

(12) **United States Design Patent**  
**Muenchinger et al.**

(10) **Patent No.:** **US D792,028 S**

(45) **Date of Patent:** **\*\* Jul. 11, 2017**

(54) **MOUTHGUARD**

(71) Applicant: **Design Blue Limited**, Portslade, East Sussex (GB)

(72) Inventors: **Mark Muenchinger**, Portslade (GB);  
**Anthony Wye**, Portslade (GB)

(73) Assignee: **DESIGN BLUE LIMITED**, Portslade, East Sussex (GB)

(\*\*) Term: **15 Years**

(21) Appl. No.: **29/547,394**

(22) Filed: **Dec. 3, 2015**

(51) **LOC (10) Cl.** ..... **29-02**

(52) **U.S. Cl.**

USPC ..... **D29/108**

(58) **Field of Classification Search**

USPC ..... D29/100, 105, 106, 108, 122; D24/108,  
D24/109, 110, 110.5, 156, 176, 181

CPC . A61F 5/566; A61F 5/58; A63B 71/08; A63B  
71/081; A63B 71/085; A63B 2071/085;

A63B 2071/088; A61C 7/10; A61C

13/08; A61C 13/081; A61C 13/083; A61C

13/087; A61C 19/066; A61C 5/14; A61B

13/00; A61B 13/24

See application file for complete search history.

(56) **References Cited**

**U.S. PATENT DOCUMENTS**

3,505,995 A \* 4/1970 Greenberg ..... A63B 71/085  
128/862

5,259,762 A \* 11/1993 Farrell ..... A61C 7/08  
433/215

6,820,623 B2 \* 11/2004 Cook ..... A61C 7/08  
128/859

D509,028 S \* 8/2005 Farrell ..... D29/108

D595,857 S \* 7/2009 Massad ..... D24/181  
D618,806 S \* 6/2010 Gelb ..... D24/181  
D626,292 S \* 10/2010 Farrell ..... D29/108  
D642,277 S \* 7/2011 Farrell ..... D24/181  
D652,575 S \* 1/2012 Farrell ..... D29/108  
D652,576 S \* 1/2012 Farrell ..... D29/108  
D654,595 S \* 2/2012 Farrell ..... D24/181  
D657,916 S \* 4/2012 Pelerin ..... D29/108  
D710,506 S \* 8/2014 Tolentino ..... D24/181  
8,800,184 B1 \* 8/2014 Lerman ..... G09F 23/00  
128/861  
D727,571 S \* 4/2015 Brett ..... D29/108  
D743,108 S \* 11/2015 Charlton ..... D29/108

(Continued)

*Primary Examiner* — Elizabeth J Oswecki

(74) *Attorney, Agent, or Firm* — Ryan T. Grace; Advent, LLP

(57) **CLAIM**

The ornamental design for a mouthguard, as shown and described.

**DESCRIPTION**

The patent or application file contains at least one drawing executed in color. Copies of this patent or patent application publication with color drawing(s) will be provided by the office upon request and payment of the necessary fee.

FIG. 1 is an exploded perspective view of a mouthguard, showing our new design.

FIG. 2 is a perspective view of the mouthguard of FIG. 1.

FIG. 3 is a top plan view of the mouthguard of FIG. 1.

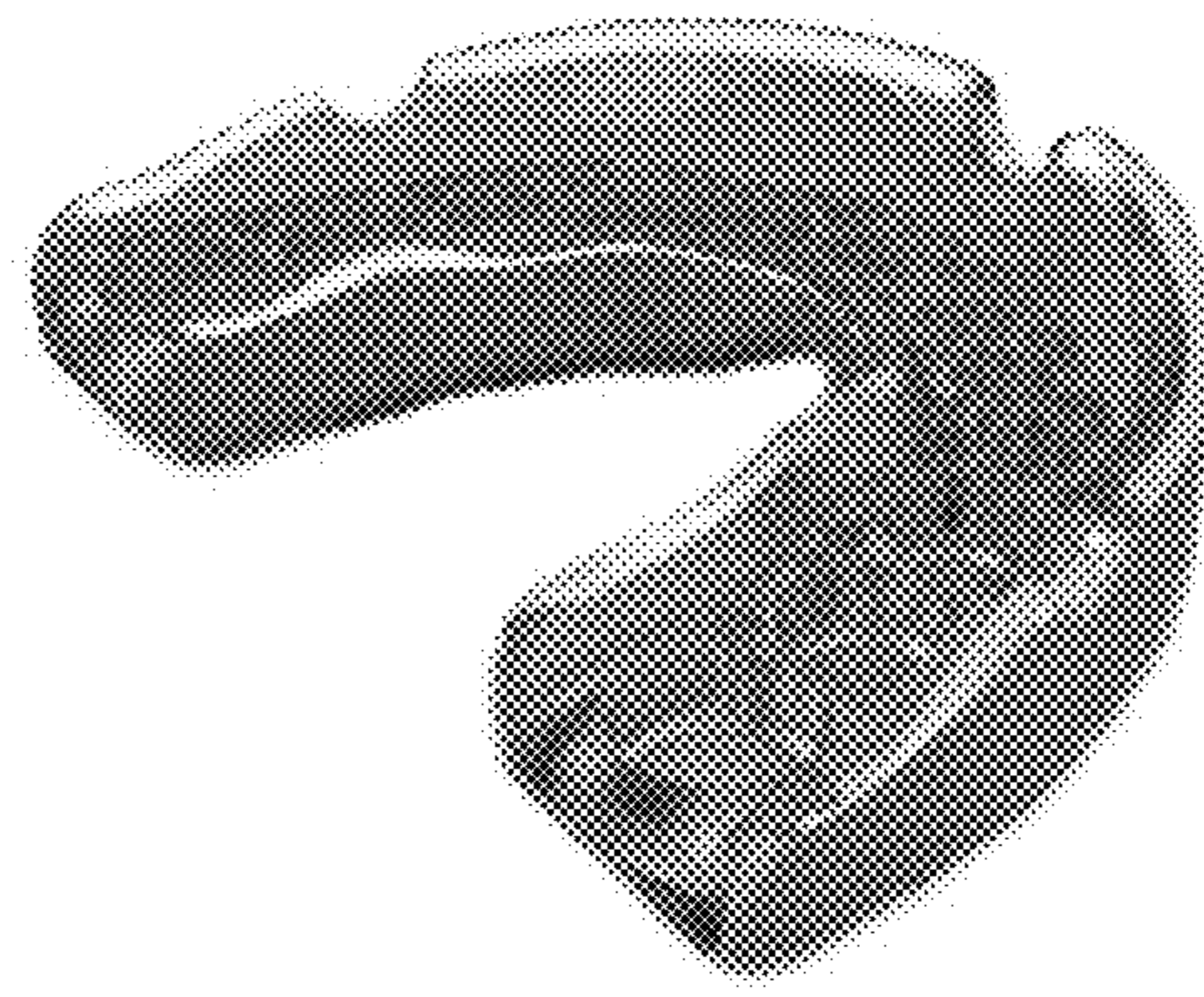
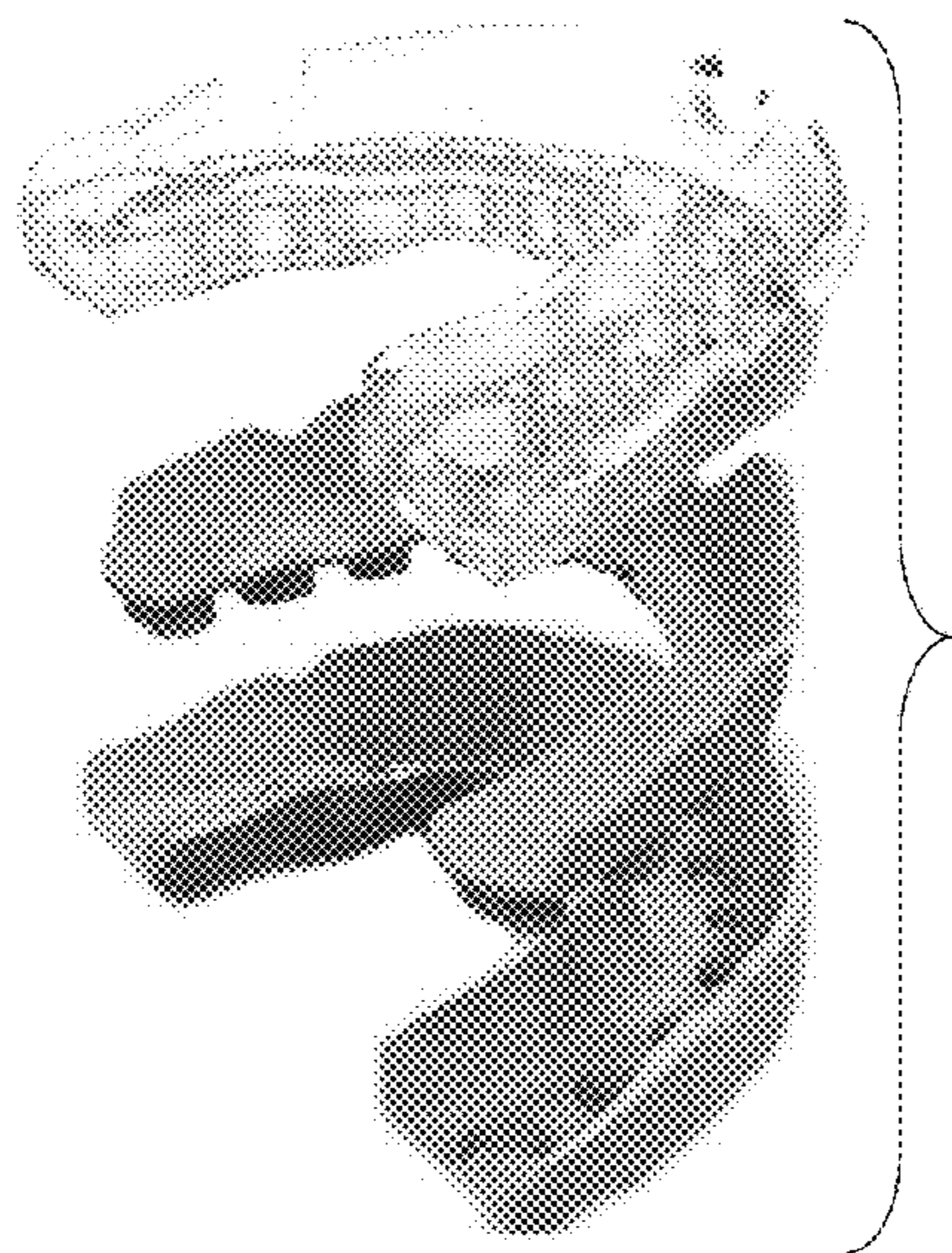
FIG. 4 is a bottom plan view of the mouthguard of FIG. 1.

FIG. 5 is a front elevation view of the mouthguard of FIG. 1; and,

FIG. 6 is a left side elevation view of the mouthguard of FIG. 1.

All surfaces not shown form no part of the claimed design.

**1 Claim, 5 Drawing Sheets**  
**(5 of 5 Drawing Sheet(s) Filed in Color)**



(56)

**References Cited**

U.S. PATENT DOCUMENTS

2007/0254256 A1\* 11/2007 Farrell ..... A61C 7/08  
433/6  
2010/0051038 A1\* 3/2010 Quigless ..... A63B 71/085  
128/861

\* cited by examiner

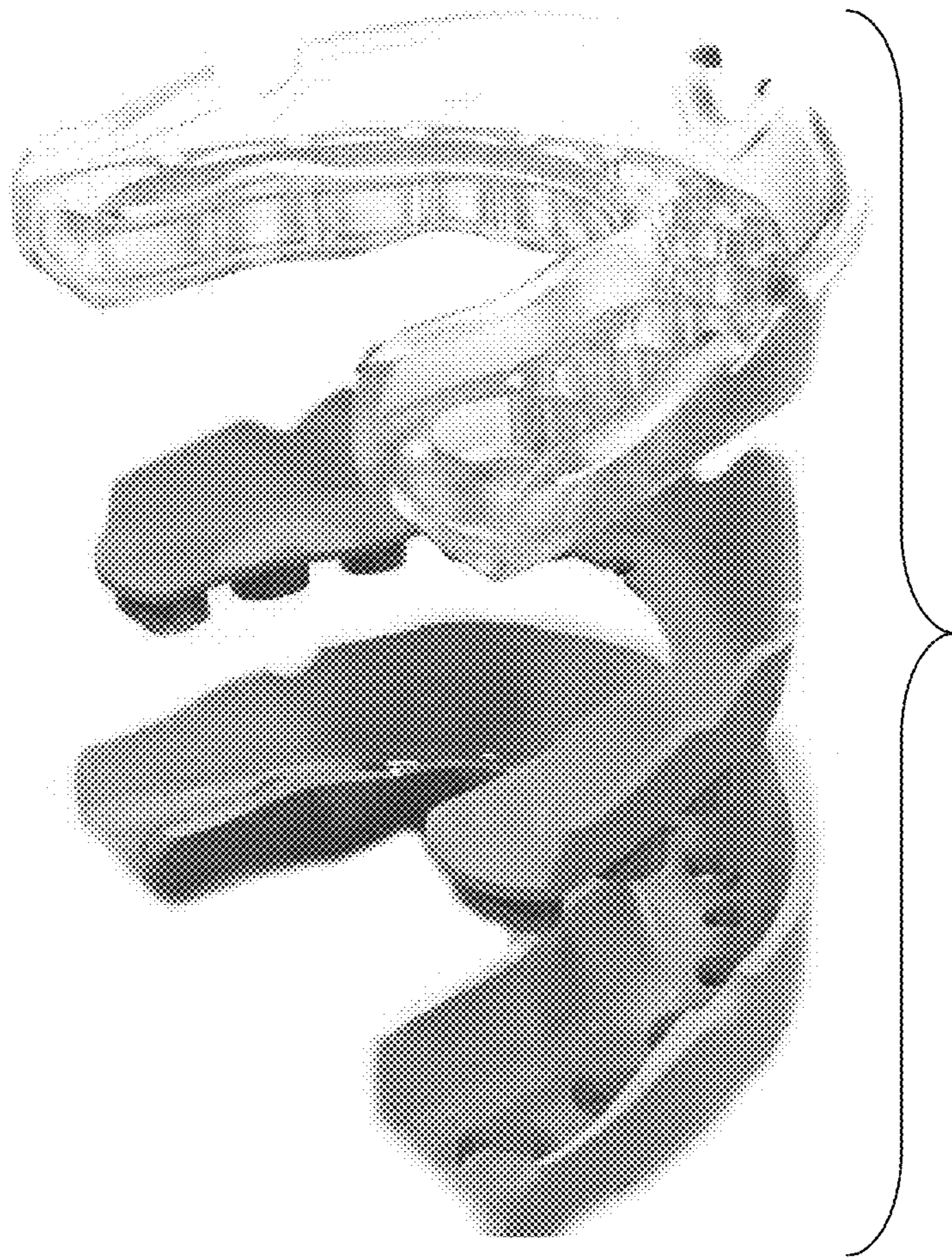


FIG. 1

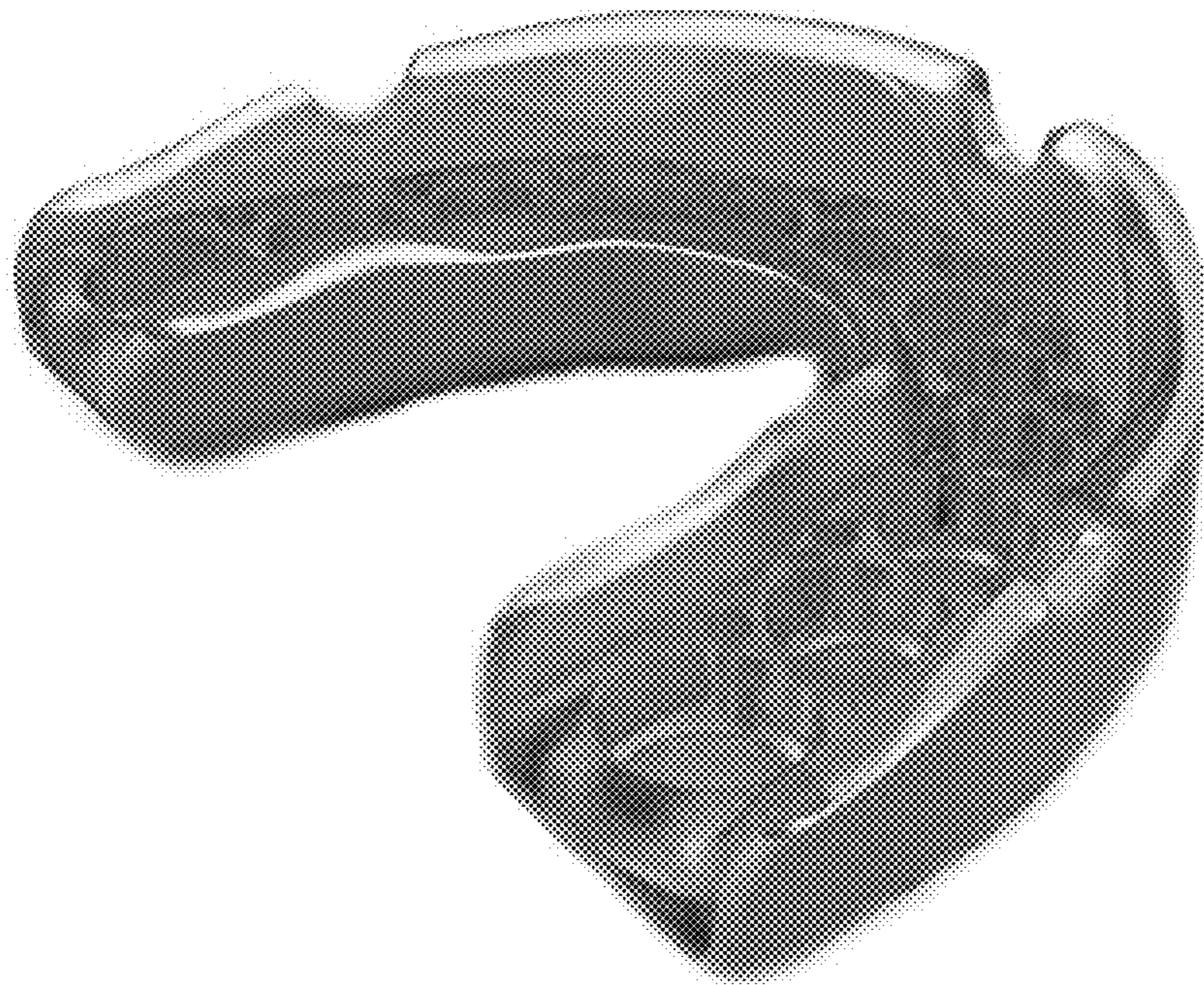


FIG. 2

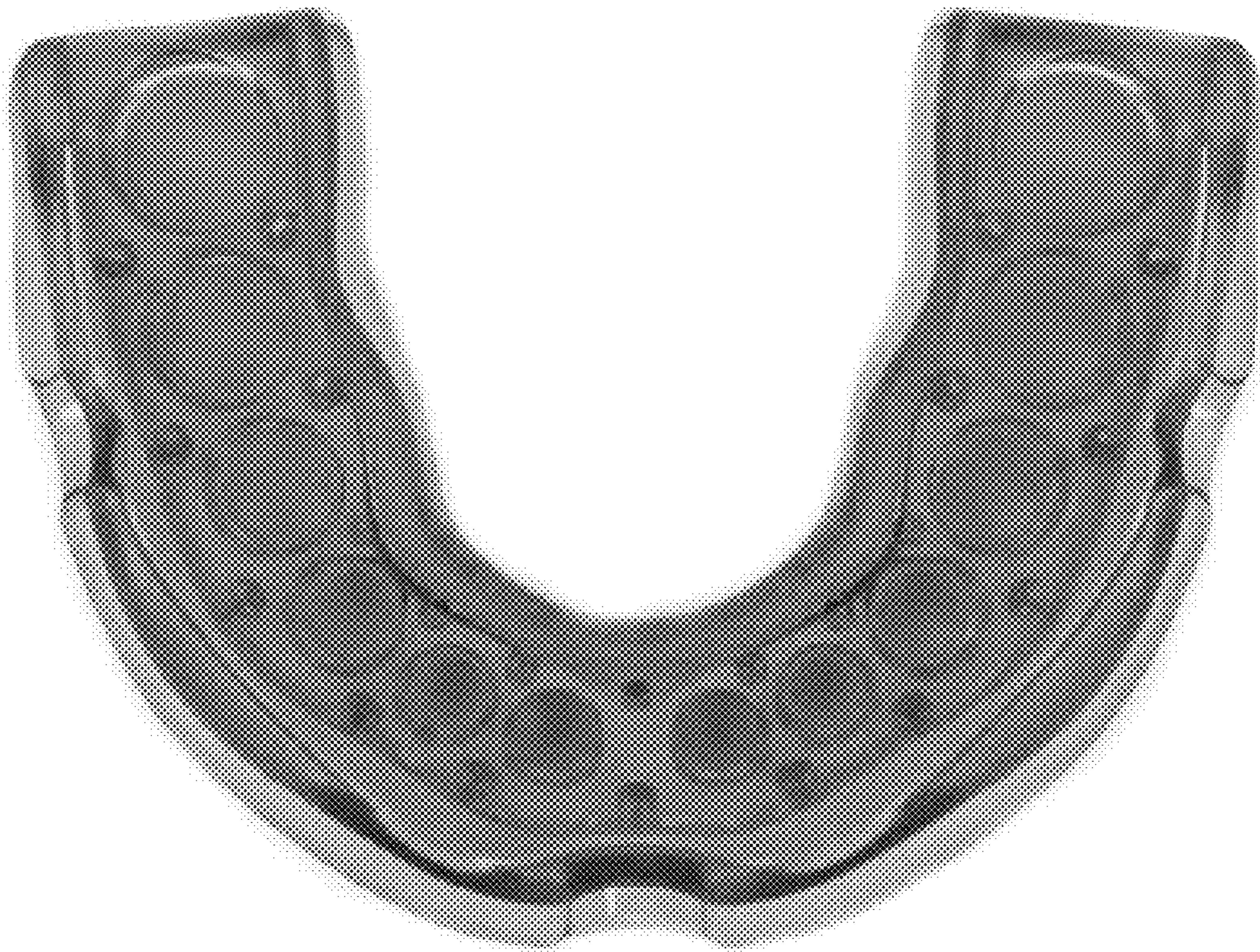


FIG. 3

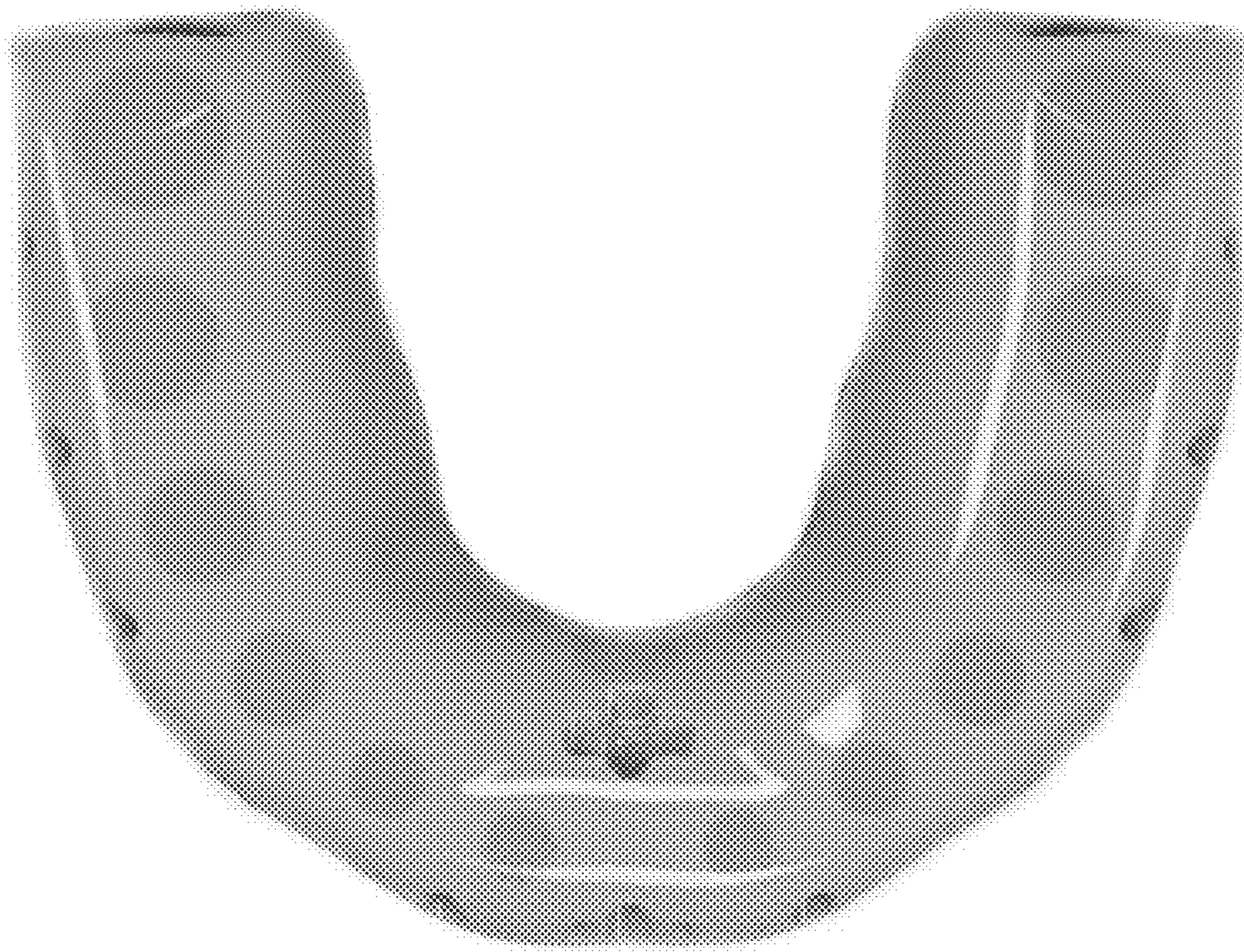


FIG. 4




FIG. 5




FIG. 6