



US00D792022S

(12) **United States Design Patent** (10) **Patent No.:** **US D792,022 S**
Li (45) **Date of Patent:** **** Jul. 11, 2017**

(54) **ATOMIZER FOR ELECTRONIC CIGARETTES**
(71) Applicant: **SHENZHEN INNOKIN TECHNOLOGY CO., LIMITED**, Shenzhen (CN)
(72) Inventor: **Jianwei Li**, Shenzhen (CN)
(**) Term: **15 Years**
(21) Appl. No.: **29/565,675**
(22) Filed: **May 24, 2016**
(30) **Foreign Application Priority Data**
Nov. 25, 2015 (CN) 2015 3 0477013
(51) **LOC (10) Cl.** **27-02**
(52) **U.S. Cl.**
USPC **D27/167**
(58) **Field of Classification Search**
USPC D27/100, 101, 162, 163-194
CPC A24F 47/00; A24F 47/002; A24B 15/243; A24B 15/16; A24B 15/167; A61M 11/042; A61M 15/06
See application file for complete search history.

(56) **References Cited**
U.S. PATENT DOCUMENTS
D720,499 S * 12/2014 Alima D27/167
D724,264 S * 3/2015 Chambers D27/101
D729,440 S * 5/2015 Liu D27/101
D771,307 S * 11/2016 Wu D27/101
D776,867 S * 1/2017 Rado D27/162
D776,868 S * 1/2017 Rado D27/162
2013/0180533 A1 * 7/2013 Kim A24F 47/008
131/273
2014/0360514 A1 * 12/2014 Zhu A24F 47/008
131/329

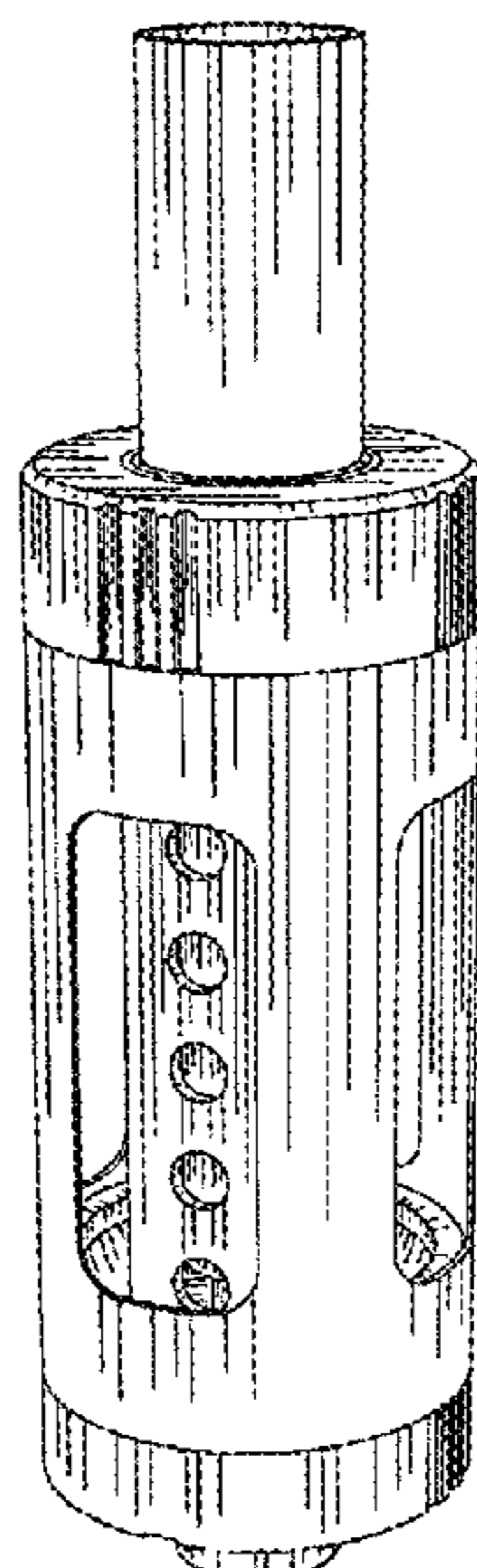
2015/0257444 A1 * 9/2015 Chung A24F 1/30
131/329
2015/0257446 A1 * 9/2015 Chung A24F 47/008
131/329
2015/0335073 A1 * 11/2015 Li A24F 47/008
131/329
2016/0000145 A1 * 1/2016 Liu A24F 47/008
131/329
2016/0113327 A1 * 4/2016 Wu H05B 3/06
131/329
2016/0121058 A1 * 5/2016 Chen A61M 11/04
128/200.19
2016/0144458 A1 * 5/2016 Boldrini B23K 31/02
228/176
2016/0219935 A1 * 8/2016 Qiu A24F 47/008
2016/0227837 A1 * 8/2016 Hammel A24F 47/008
2016/0295920 A1 * 10/2016 Liu A24F 47/008
2016/0338413 A1 * 11/2016 Li A24F 47/008
2017/0013881 A1 * 1/2017 Liu A24F 47/008

* cited by examiner
Primary Examiner — Robert M Spear
Assistant Examiner — Marissa J Cash
(74) *Attorney, Agent, or Firm* — Prakash Nama; Global IP Services, PLLC

(57) **CLAIM**
The ornamental design for an atomizer for electronic cigarettes, as shown and described.

DESCRIPTION
FIG. 1 is a front elevational view of an atomizer for electronic cigarettes showing my new design;
FIG. 2 is a rear elevational view thereof;
FIG. 3 is a left side view thereof;
FIG. 4 is a right side view thereof;
FIG. 5 is a top plan view thereof;
FIG. 6 is a bottom plan view thereof; and,
FIG. 7 is a perspective view thereof.
The broken lines shown form no part of the claimed design.

1 Claim, 3 Drawing Sheets



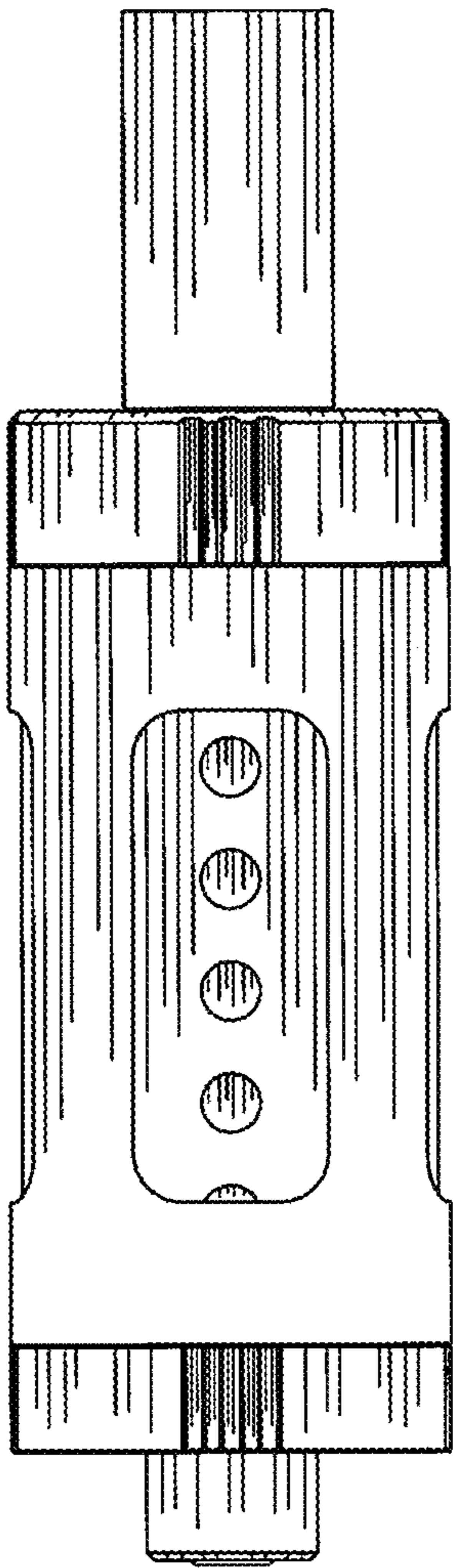


FIG. 1

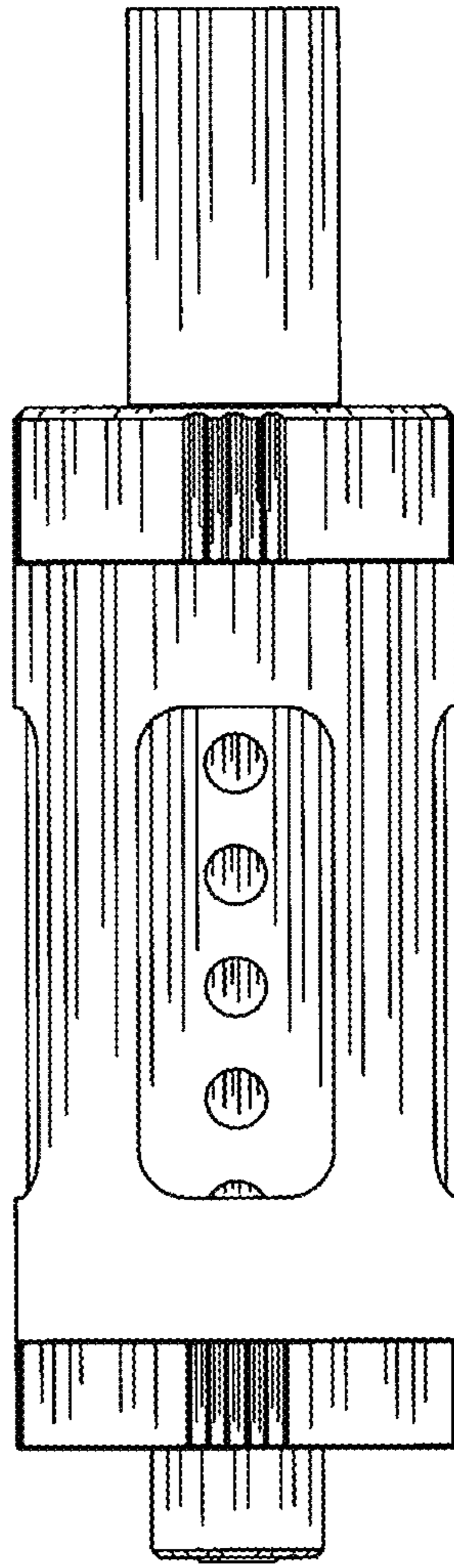


FIG. 2

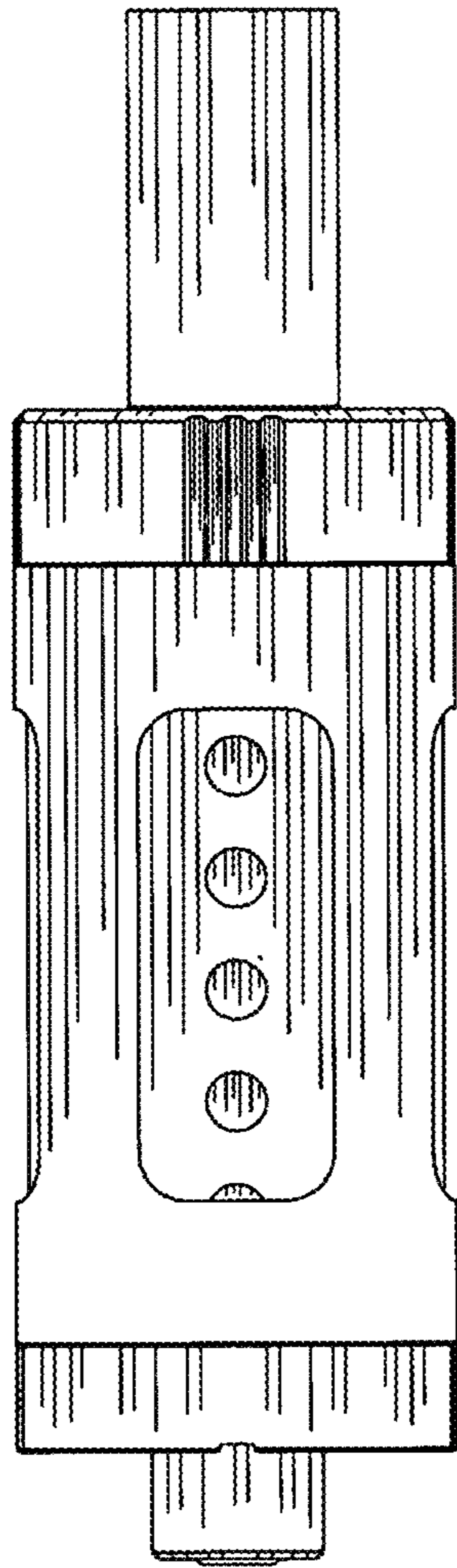


FIG. 3

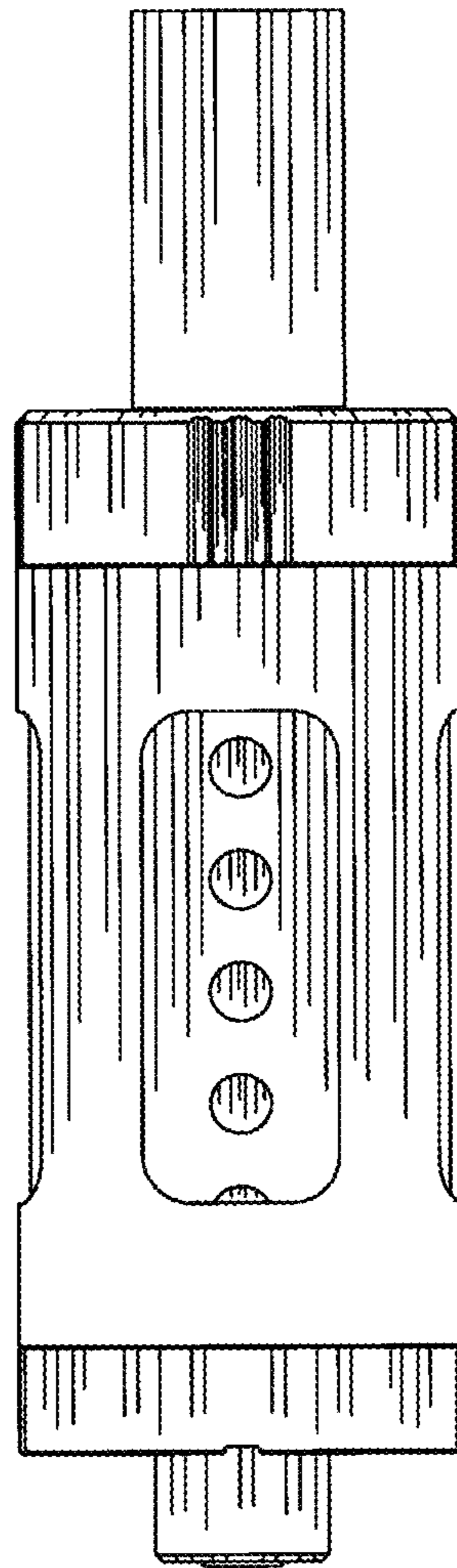


FIG. 4

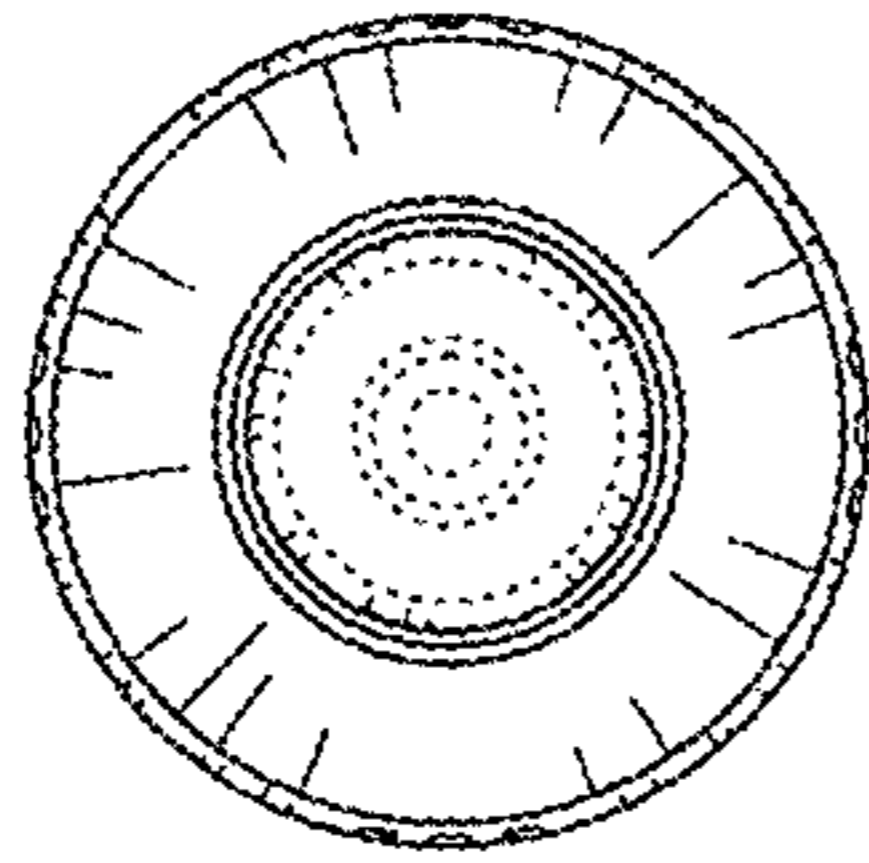


FIG. 5

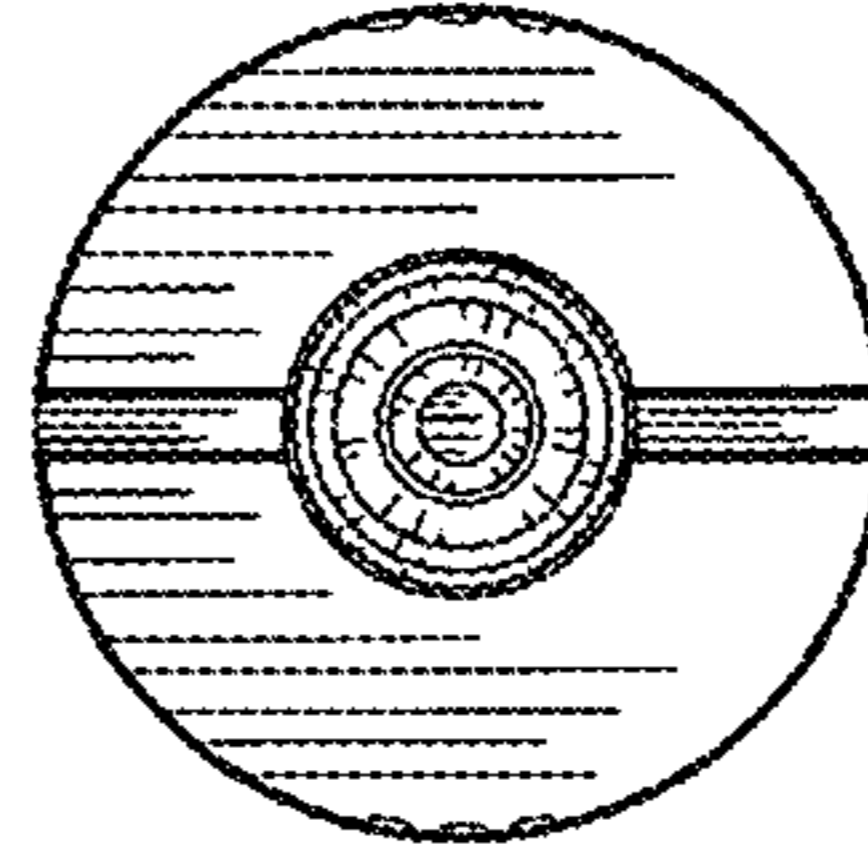


FIG. 6

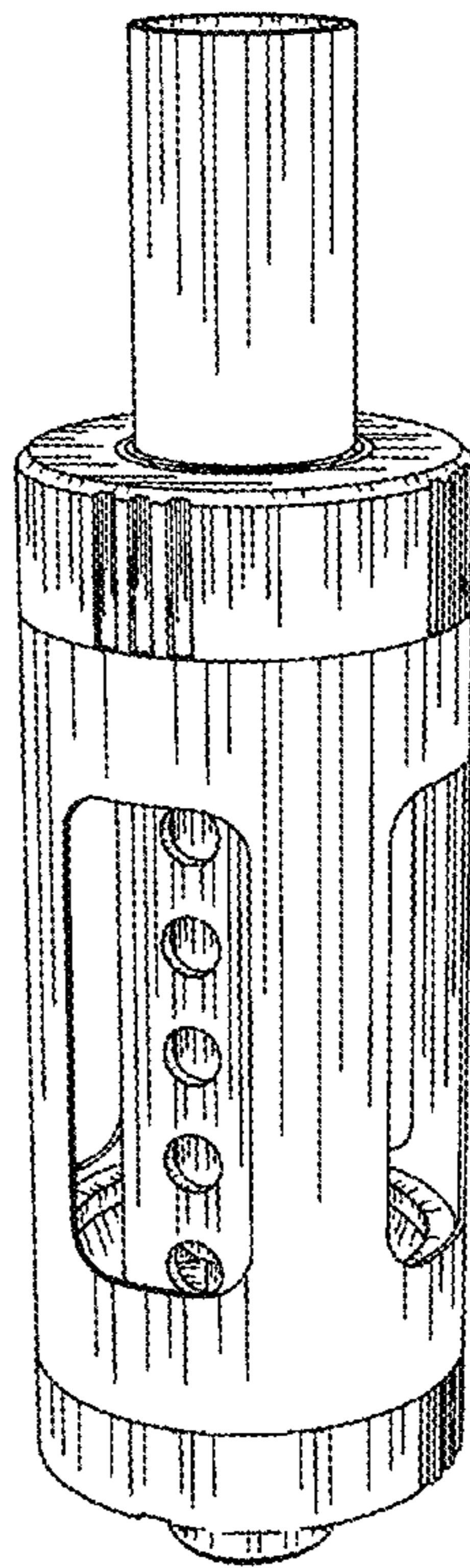


FIG. 7