



US00D792016S

(12) **United States Design Patent**
de Bevilacqua et al.

(10) **Patent No.:** **US D792,016 S**
(45) **Date of Patent:** **** Jul. 11, 2017**

(54) **LIGHTING FIXTURE**

(71) Applicant: **ARTEMIDE S.p.A.**, Milan (IT)

(72) Inventors: **Carlotta de Bevilacqua**, Milan (IT);
Fabio Zanola, Milan (IT)

(73) Assignee: **ARTEMIDE S.p.A.** (IT)

(**) Term: **15 Years**

(21) Appl. No.: **29/540,960**

(22) Filed: **Sep. 29, 2015**

(30) **Foreign Application Priority Data**

Mar. 31, 2015 (EM) 002673467

(51) **LOC (10) Cl.** **26-99**

(52) **U.S. Cl.**
USPC **D26/118**; D26/131; D26/88

(58) **Field of Classification Search**
USPC D26/72, 84, 85, 88, 118, 123, 130, 131,
D26/134
CPC F21S 8/06; F21S 8/061; F21S 8/063; F21S
8/068; F21V 17/02; F21V 17/04; F21V
17/06
See application file for complete search history.

(56) **References Cited**

U.S. PATENT DOCUMENTS

D57,300 S * 3/1921 Barrows D26/134
D57,301 S * 3/1921 Barrows D26/131
1,695,061 A * 12/1928 Robinson A61N 5/06
250/503.1

1,770,726 A * 7/1930 Bauersfeld F21V 7/04
362/348
D86,313 S * 2/1932 Hollister D26/88
1,870,194 A * 8/1932 Guth F21V 17/06
362/296.07
D88,819 S * 12/1932 Owen D26/88
D139,444 S * 11/1944 Lippincott D26/67
D304,768 S * 11/1989 Dicola D26/84
D328,955 S * 8/1992 Sheradsky D26/135
D383,565 S * 9/1997 Demshki, Jr. D26/118
D389,949 S * 1/1998 Walker D26/118
6,478,454 B1 * 11/2002 Jaffari F21V 17/02
362/304
D471,124 S * 3/2003 Brown D10/111
D483,902 S * 12/2003 Peters D26/118
D516,704 S * 3/2006 Pickett D23/411
D544,640 S * 6/2007 Sase D26/123
8,123,374 B2 * 2/2012 Beghelli F21S 8/04
362/147
D686,362 S * 7/2013 Melrose D26/118

* cited by examiner

Primary Examiner — Clare E Heflin
(74) *Attorney, Agent, or Firm* — The Belles Group, P.C.

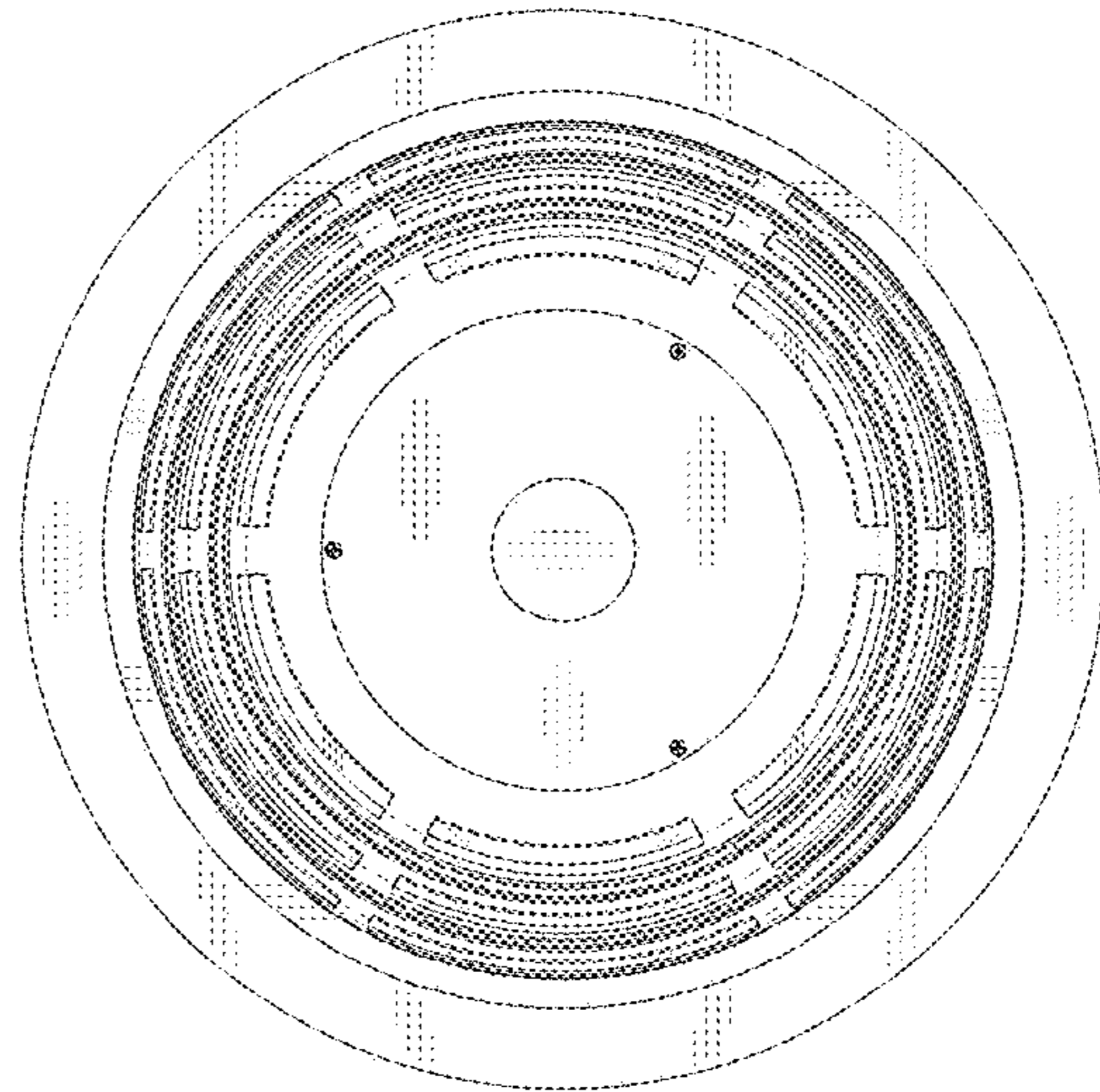
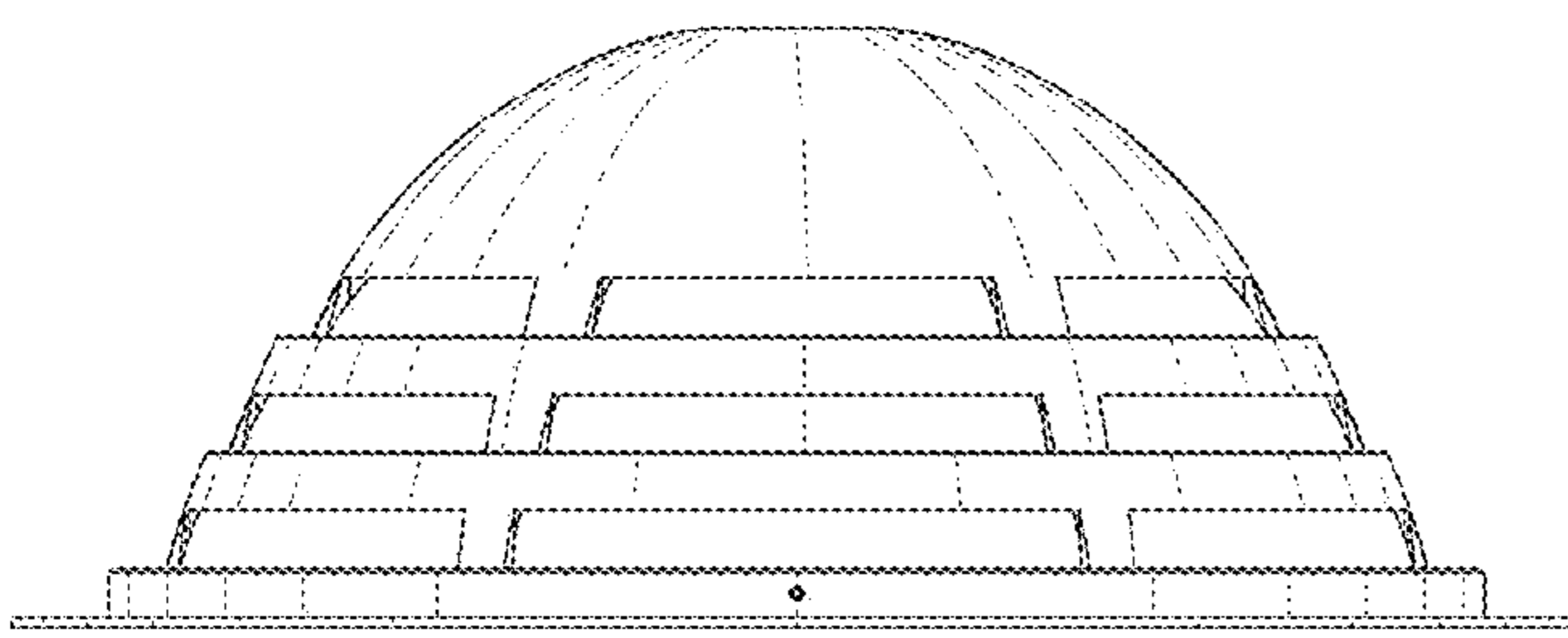
(57) **CLAIM**

We claim the ornamental design for a lighting fixture, as shown and described.

DESCRIPTION

FIG. 1 is a front view of a light fixture in accordance with the present invention, the rear view being the same; FIG. 2 is a left-side view thereof, the right-side view being the same; FIG. 3 is a top view thereof; and, FIG. 4 is a bottom view thereof.

1 Claim, 4 Drawing Sheets



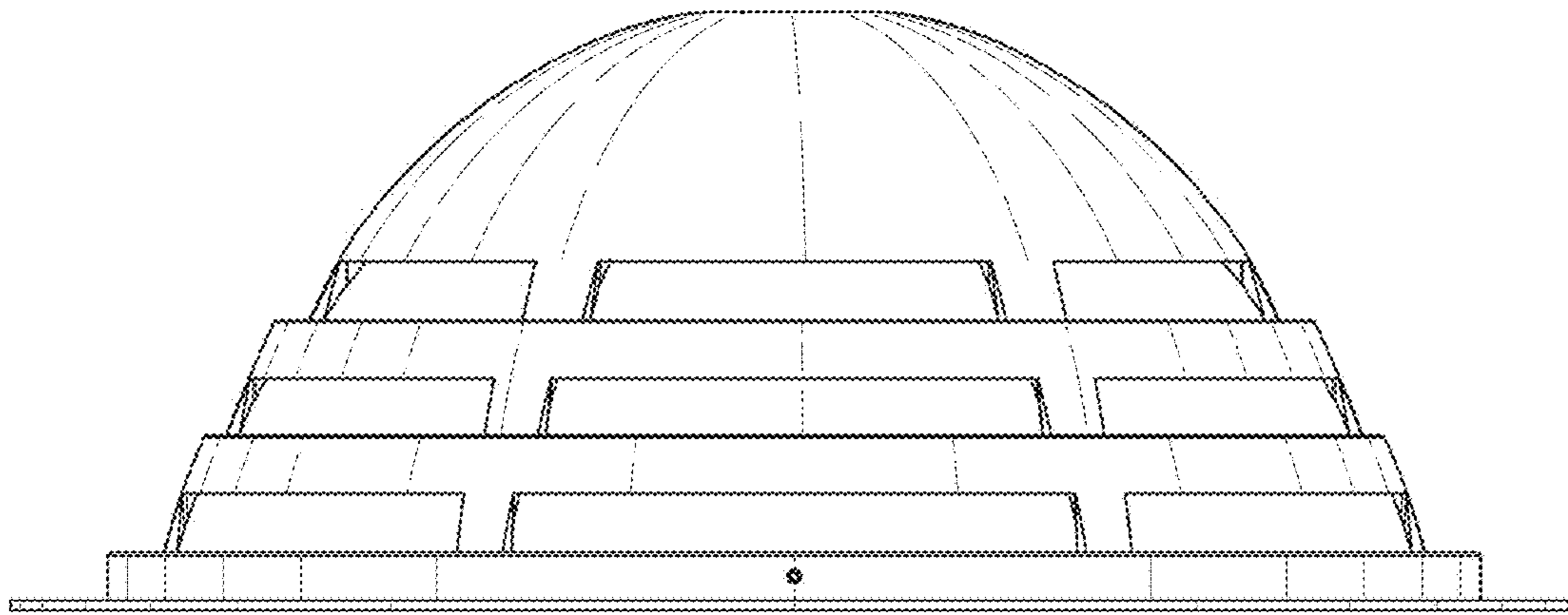


FIG. 1

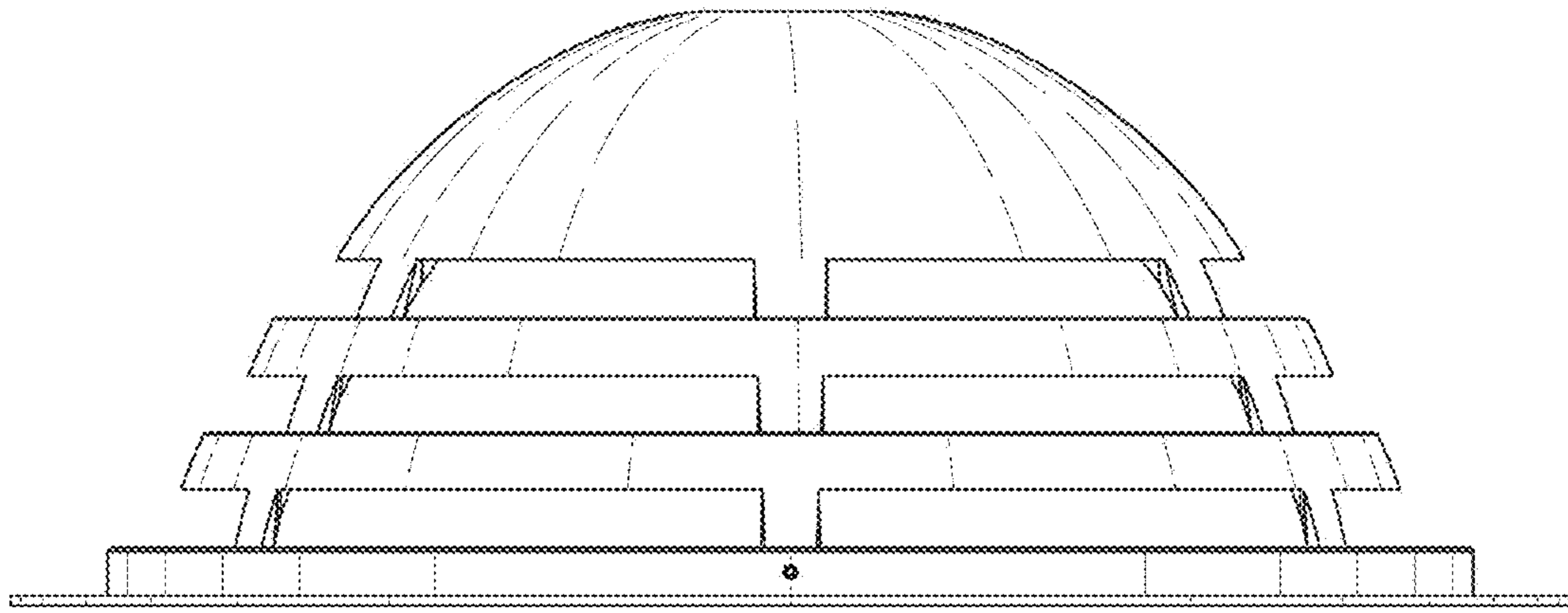


FIG. 2

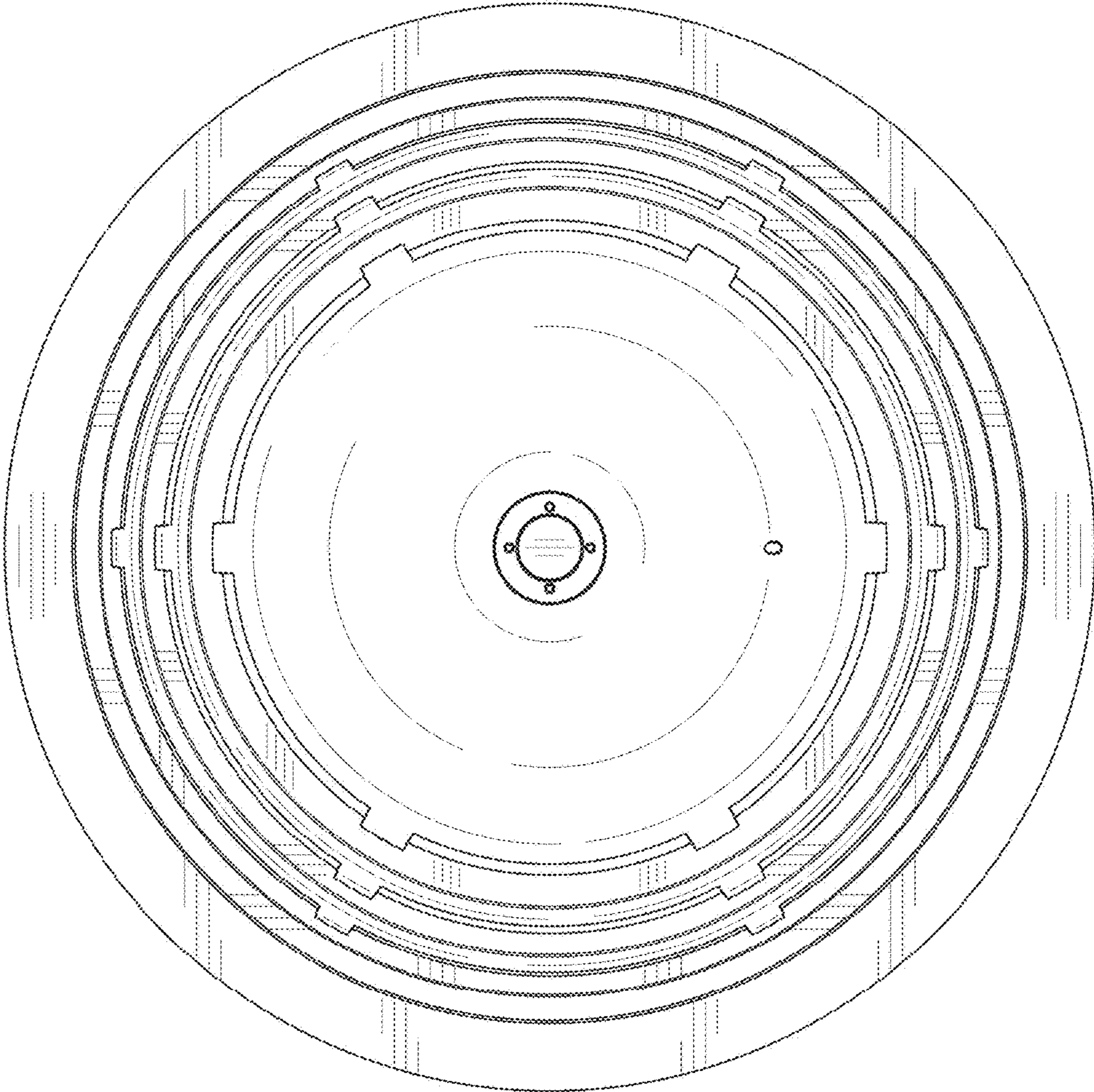


FIG. 3

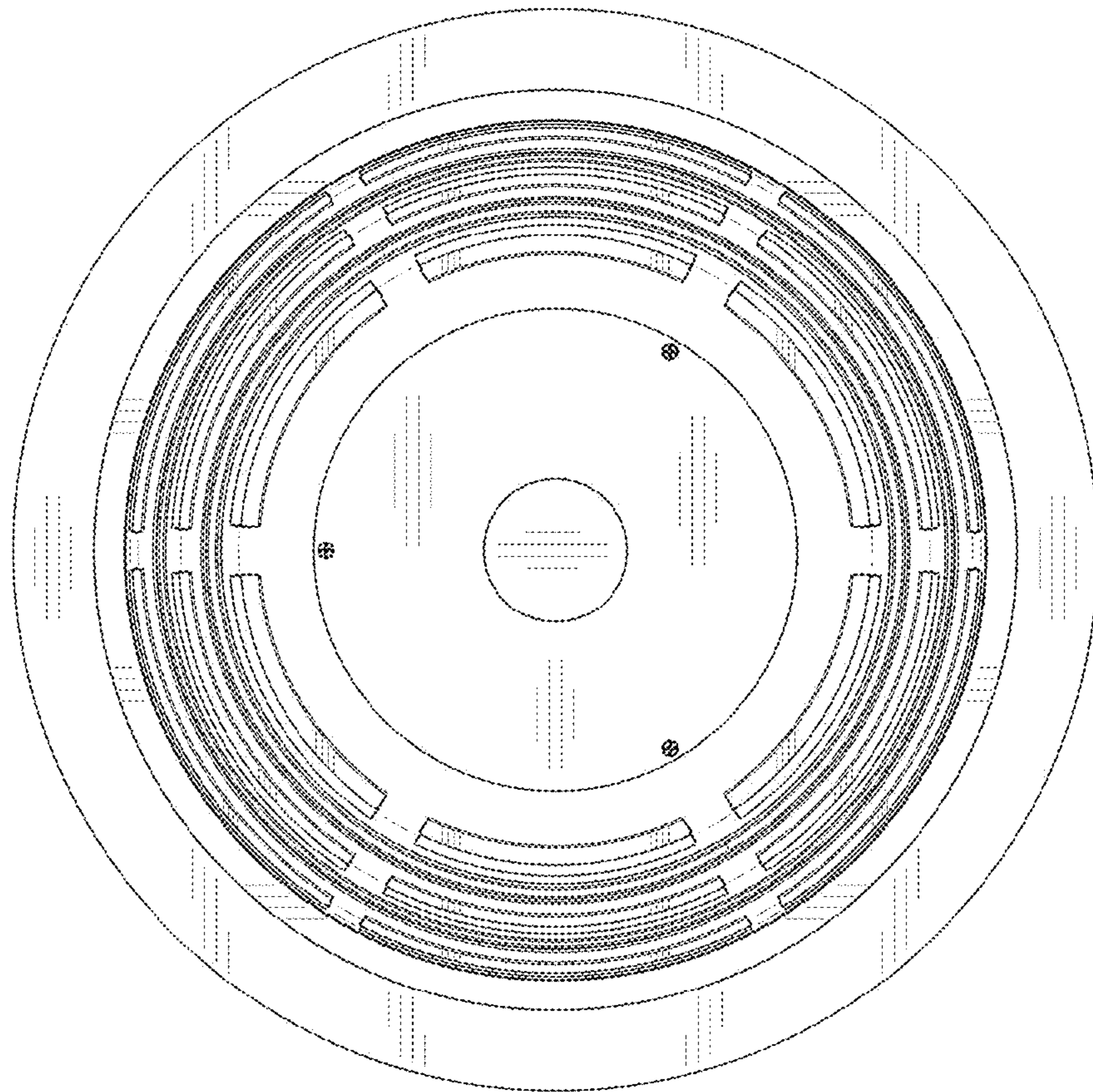


FIG. 4