

US00D792003S

(12) **United States Design Patent**
Sonneman

(10) **Patent No.:** **US D792,003 S**

(45) **Date of Patent:** **** Jul. 11, 2017**

(54) **LIGHT FIXTURE**

(71) Applicant: **Robert A. Sonneman**, Mamaroneck,
NY (US)

(72) Inventor: **Robert A. Sonneman**, Mamaroneck,
NY (US)

(**) Term: **15 Years**

(21) Appl. No.: **29/592,656**

(22) Filed: **Feb. 1, 2017**

(51) **LOC (10) Cl.** **26-03**

(52) **U.S. Cl.**
USPC **D26/86; D26/90**

(58) **Field of Classification Search**
USPC D26/80-91, 118, 128
CPC F21S 8/03; F21S 8/033; F21S 8/036; F21S
8/04; F21S 8/043; F21S 8/046; F21S
8/06; F21S 8/061; F21S 8/063; F21S
8/065; F21S 8/068

See application file for complete search history.

(56) **References Cited**

U.S. PATENT DOCUMENTS

D62,715 S *	7/1923	Fleischauer	D26/81
D79,814 S *	11/1929	Hoch	D26/81
D80,419 S *	1/1930	Kramer	D26/81
3,115,310 A *	12/1963	Hofman	F21S 6/002 362/292
D286,445 S *	10/1986	Sink	D26/86
D294,398 S *	2/1988	Platner	D26/137
D294,648 S *	3/1988	Platner	D26/86
D294,737 S *	3/1988	Platner	D26/86
D339,650 S *	9/1993	Vieyra	D26/84
D368,148 S *	3/1996	Lee	D26/86
D376,221 S *	12/1996	Arnold	D26/102
D548,871 S *	8/2007	Almer	D26/85
D557,445 S *	12/2007	Blum	D26/86
D635,711 S *	4/2011	Scutella	D26/88
D660,501 S *	5/2012	Martin	D26/82

D665,525 S *	8/2012	Patterson	D26/86
D697,252 S *	1/2014	Baylar	D26/88
D704,880 S *	5/2014	Johnson	D26/81
D743,611 S *	11/2015	Wouters	D26/80
D745,735 S *	12/2015	Tran	D26/80
D756,024 S *	5/2016	Modoni	D26/118
2012/0312942 A1 *	12/2012	Kabatsi	E04B 2/00 248/205.1

(Continued)

OTHER PUBLICATIONS

Hera multi-light pendant by Trend Lighting, Product No. 6945 from Modern Lighting Universe. Found at <<http://hi.atgimg.com/img/1/394/tp6945-12.jpg>> visited Jun. 16, 2009.*

(Continued)

Primary Examiner — Clare E Heflin

(74) *Attorney, Agent, or Firm* — Gottlieb, Rackman & Reisman, P.C.

(57) **CLAIM**

The ornamental design for a light fixture, as shown and described.

DESCRIPTION

FIG. 1 is a perspective view of the light fixture showing my new design;

FIG. 2 is a left side elevational view thereof;

FIG. 3 is a right side elevational view thereof;

FIG. 4 is a front elevational view thereof;

FIG. 5 is a rear elevational view thereof;

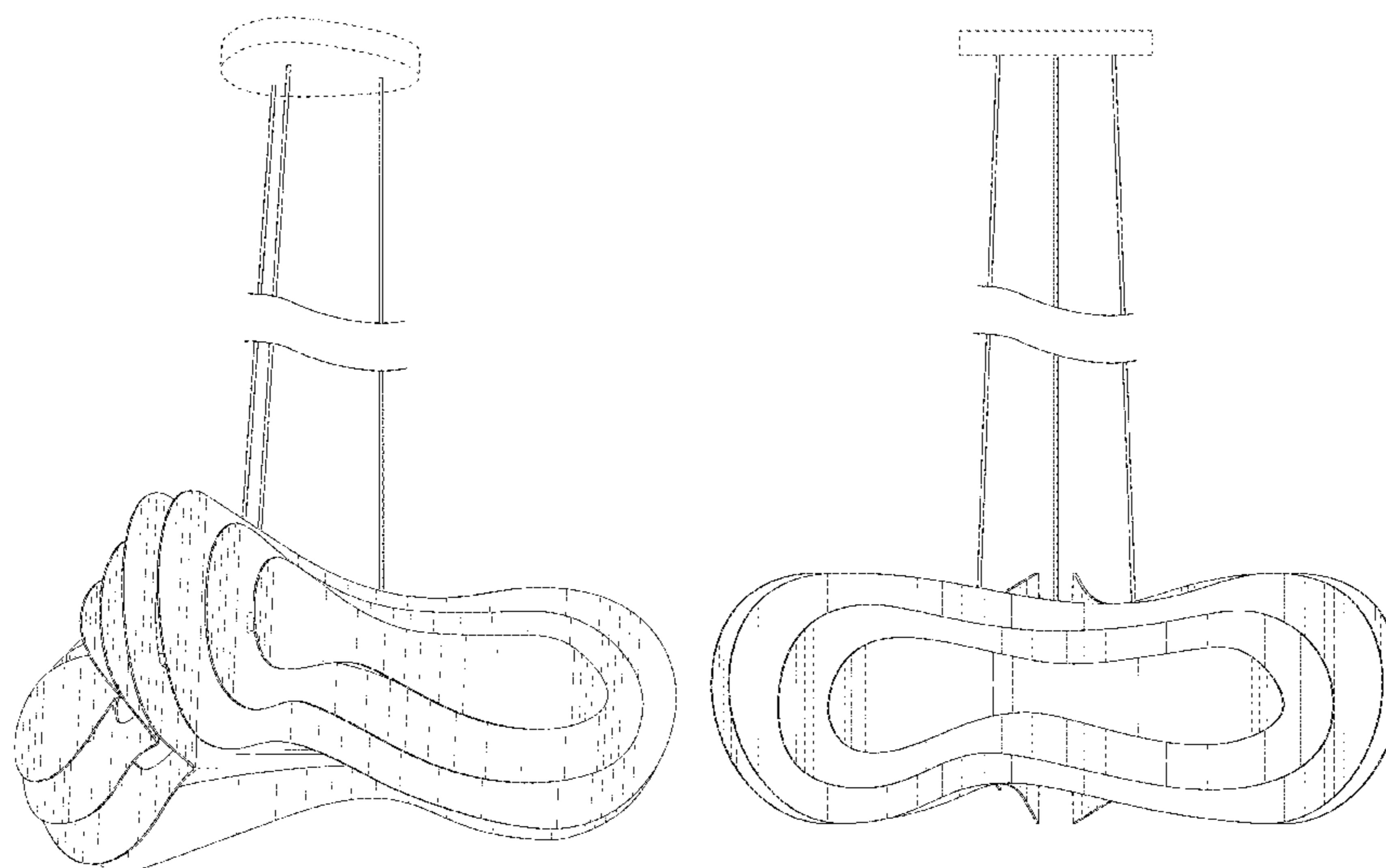
FIG. 6 is a top plan view thereof; and,

FIG. 7 is a bottom plan view thereof.

The vertical support members are shown broken-away in FIGS. 1-5 for ease of illustration only.

The broken lines shown in the drawings are included for the purpose of illustrating portions of the article that form no part of the claimed design.

1 Claim, 7 Drawing Sheets



(56)

References Cited

U.S. PATENT DOCUMENTS

2014/0078756 A1* 3/2014 Tuttle F21V 1/146
362/382

OTHER PUBLICATIONS

Saturn II LED 3-light flush mount fixture model No. E22667-11MS from Maxim Lighting. Found at ET2 Online <<http://et2online.com>> visited May 10, 2017.*

Equate pendants and flushmounts shown on pp. 39 and 40 of the Eurofase Lighting Illuminations catalog No. MKT-CAT-EF09. © 2009. (2 pages—includes rear cover of catalog).*

Sereneti pendants shown on pp. 46 and 47 of the Eurofase Lighting Illuminations Supplement 2010 catalog No. MKT-CAT-EF10. © 2010. (2 pages—includes rear cover of catalog).*

Le Klint 172 , Le Klint 178, and Le Klint 190 pendants from LBCLighting.com visited Sep. 19, 2007.*

* cited by examiner

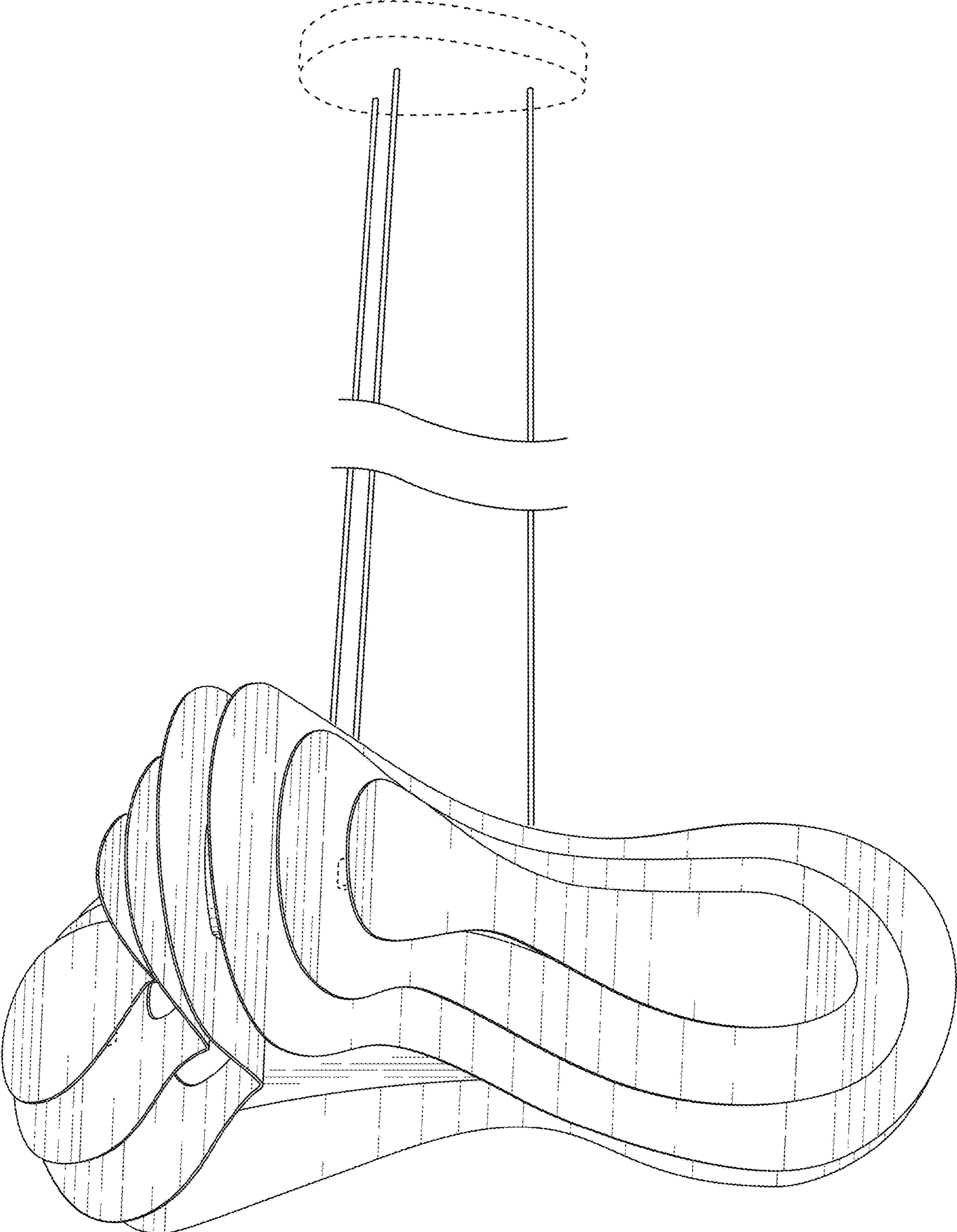


FIG. 1

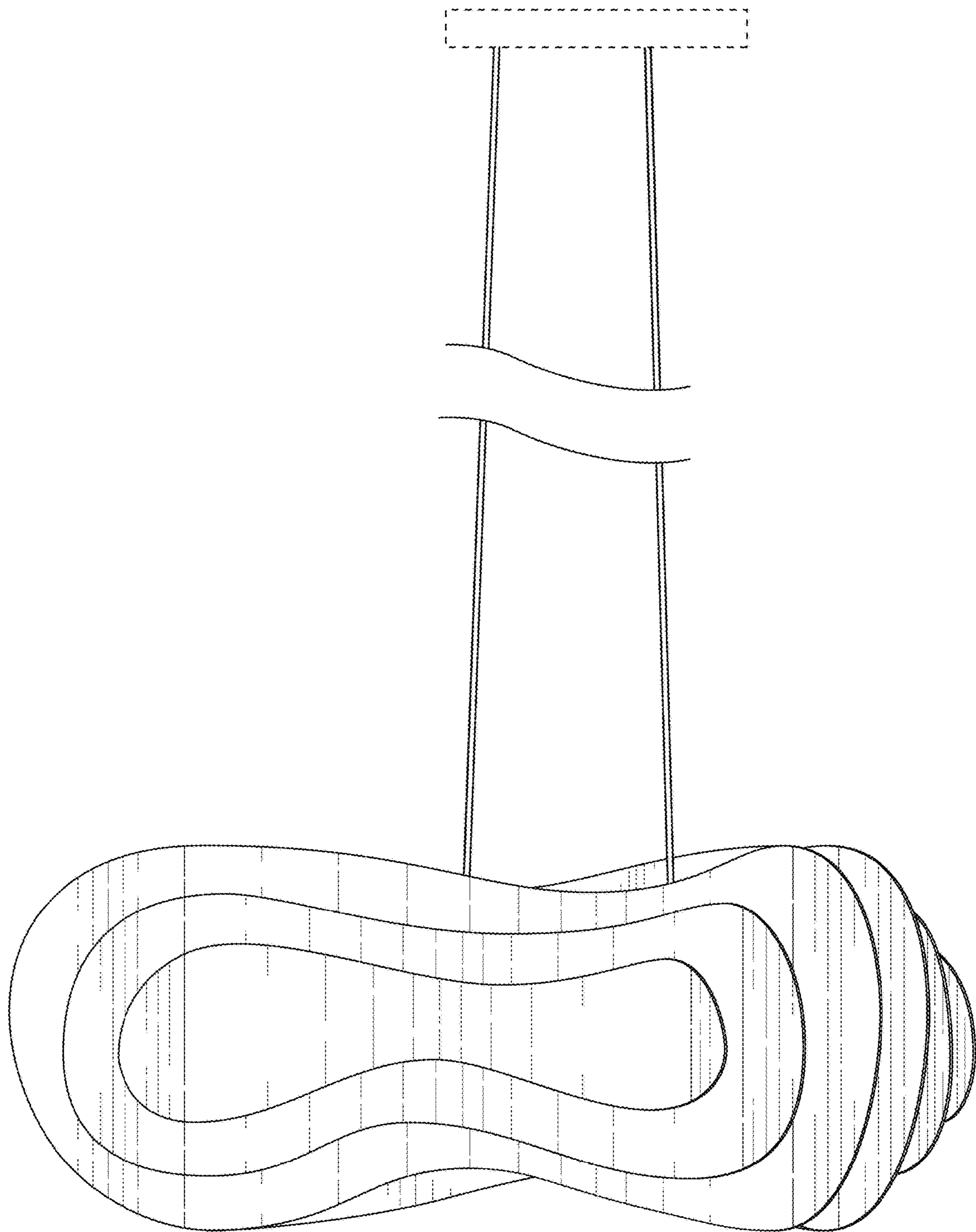


FIG. 2

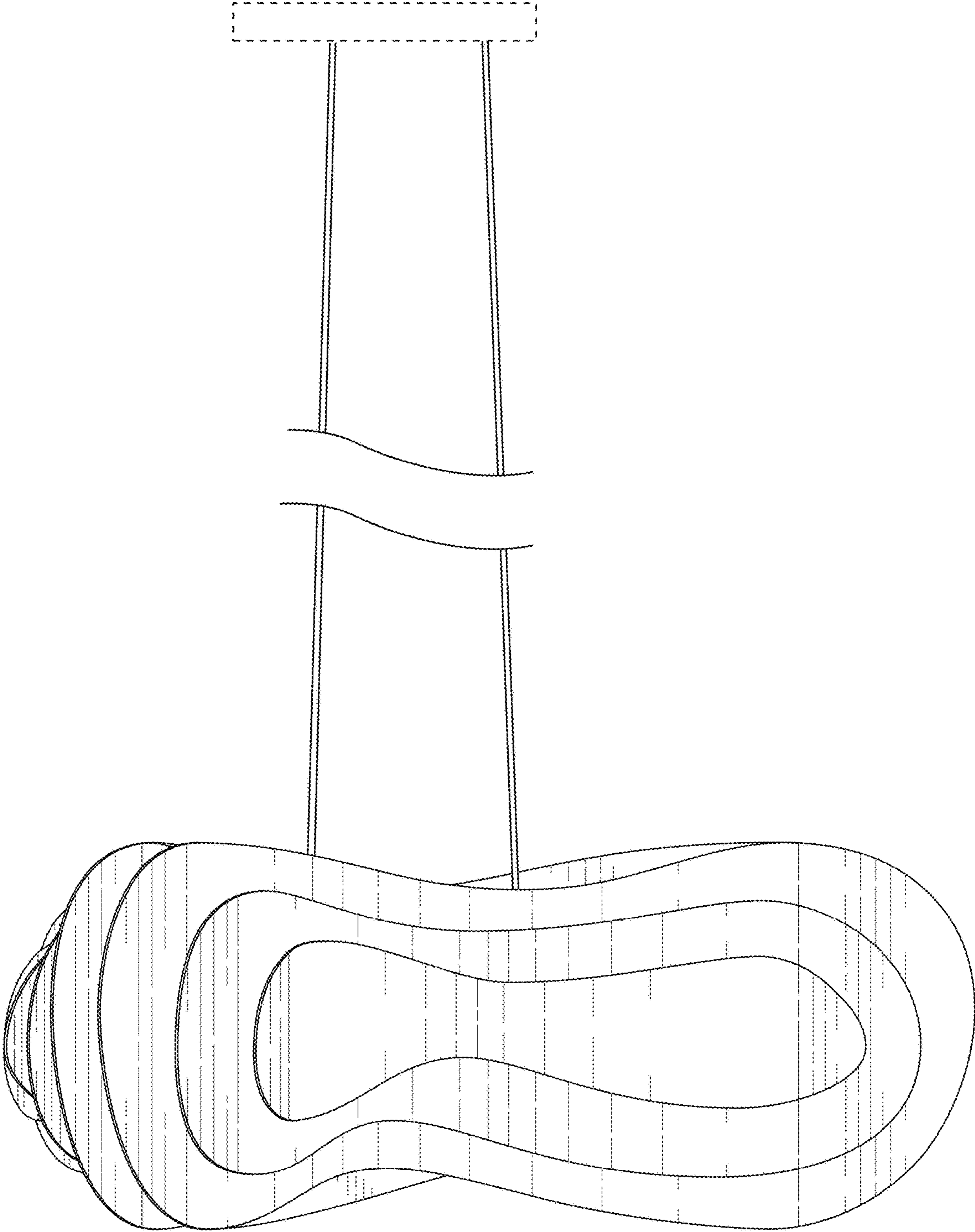


FIG. 3

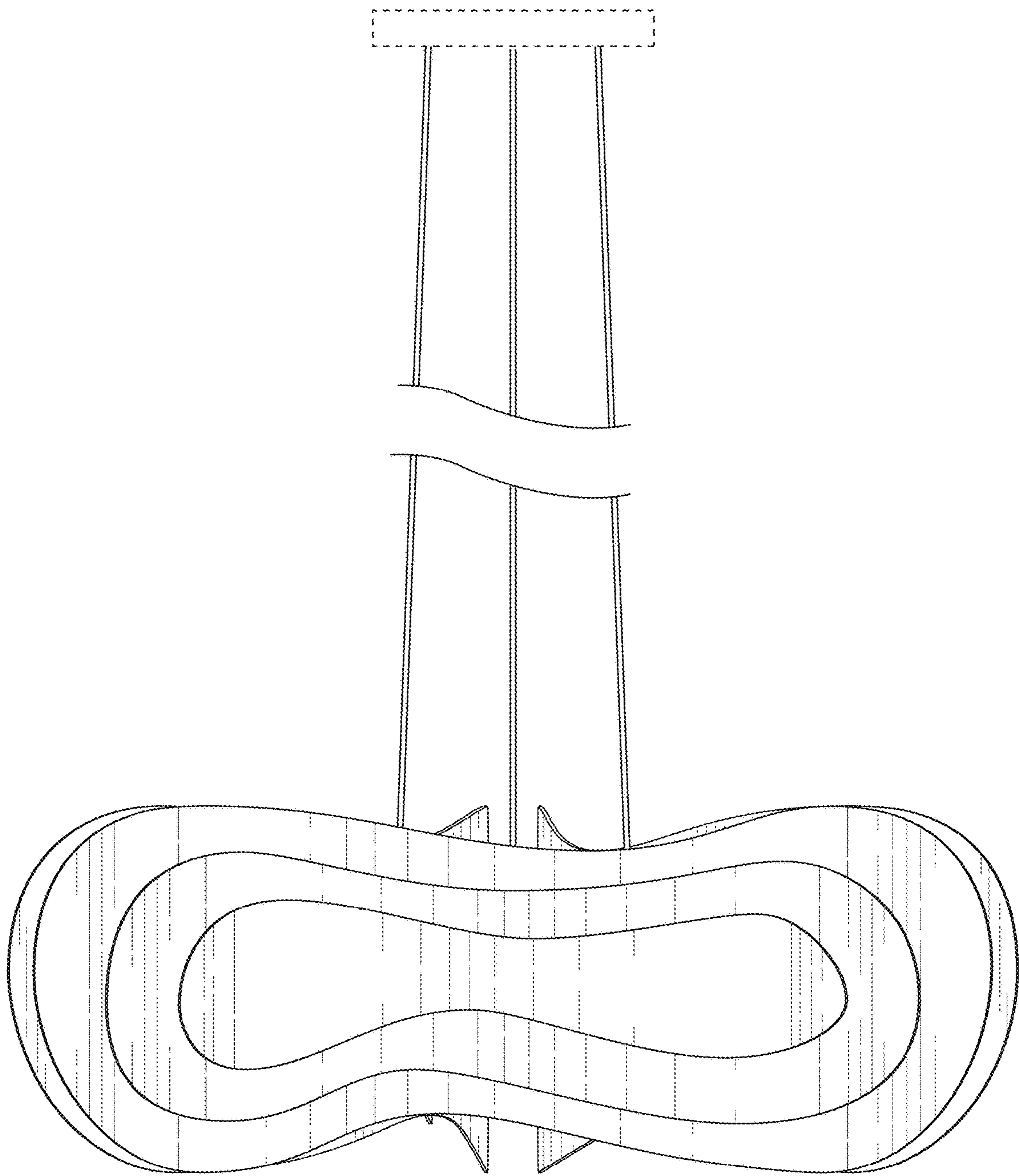


FIG. 4

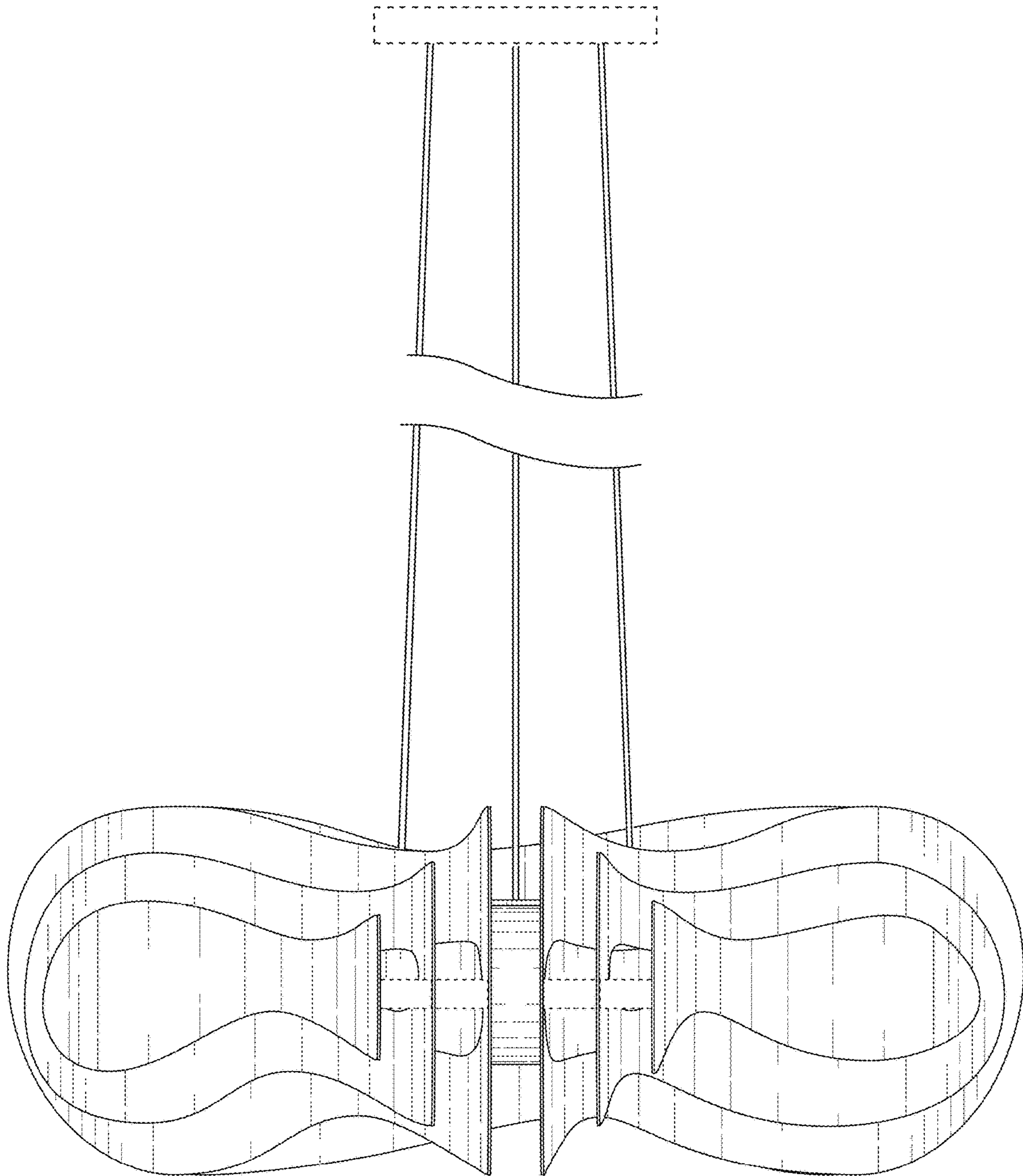


FIG. 5

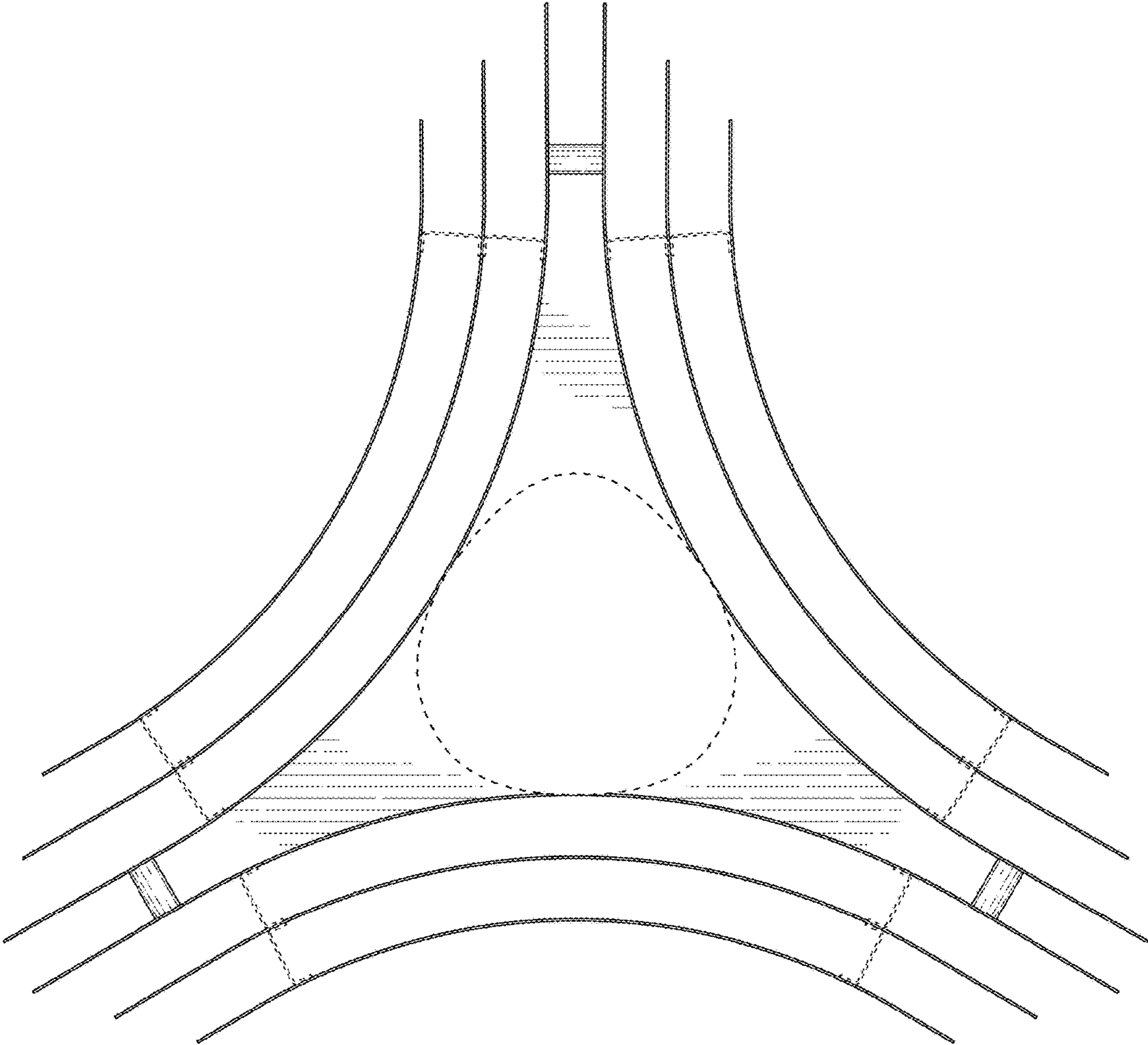


FIG. 6

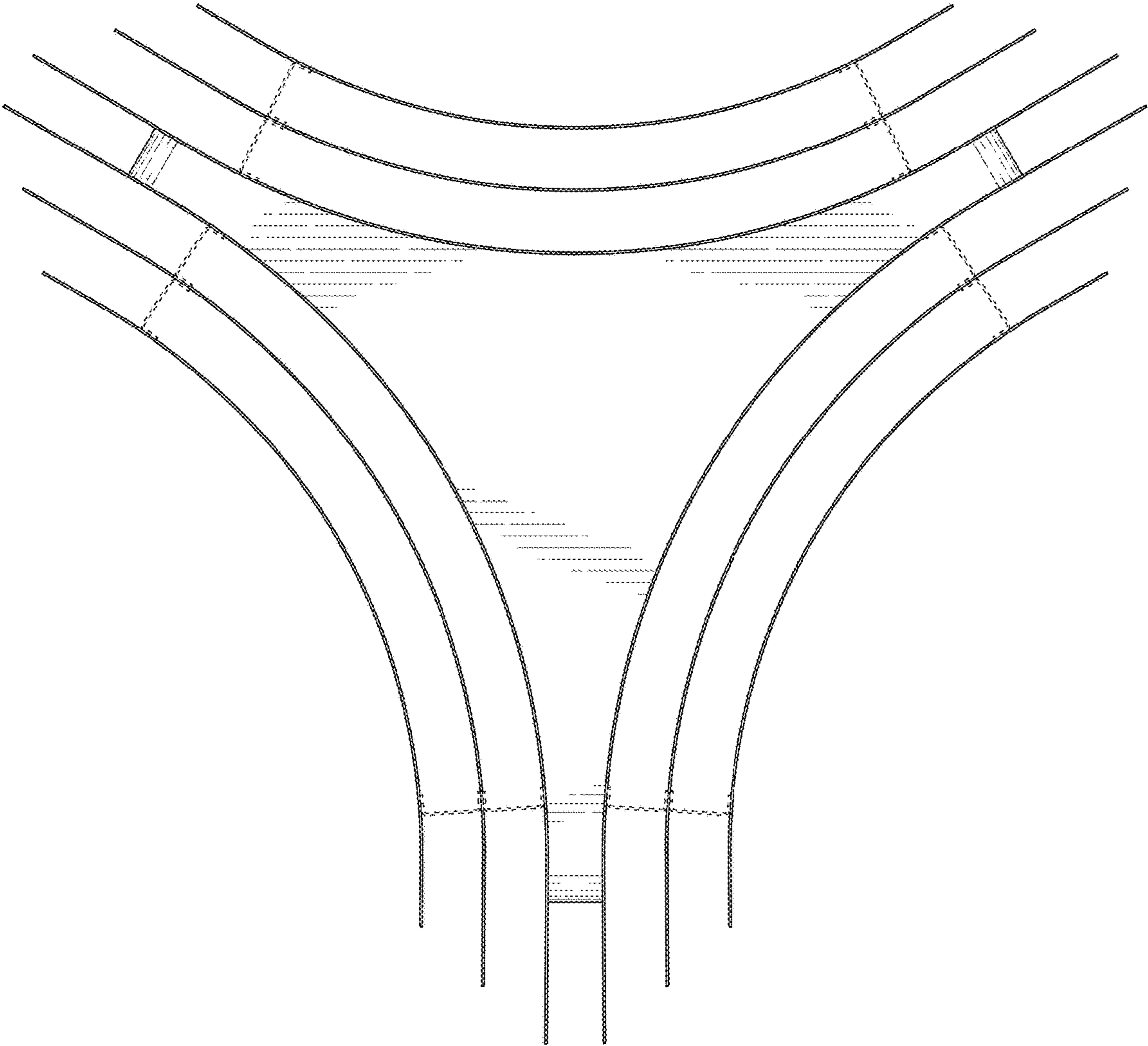


FIG. 7