



US00D791988S

(12) **United States Design Patent** (10) **Patent No.:** **US D791,988 S**
Lin (45) **Date of Patent:** **** Jul. 11, 2017**

(54) **VEHICLE TAILLIGHT**

(56) **References Cited**

(71) Applicant: **KUEN HWA TRAFFIC INDUSTRIAL CO., LTD.**, Tainan (TW)

U.S. PATENT DOCUMENTS

D538,956 S	*	3/2007	Ishii	D26/28
D544,614 S	*	6/2007	Markefka	D26/28
D570,007 S	*	5/2008	Hsu	D26/28
D582,587 S	*	12/2008	Yang	D26/28
D593,232 S	*	5/2009	Koman	D26/28
D635,694 S	*	4/2011	Yang	D26/28

(72) Inventor: **Yung-Hsiang Lin**, Tainan (TW)

* cited by examiner

(73) Assignee: **Kuen Hwa Traffic Industrial Co., Ltd.**, Tainan (TW)

Primary Examiner — Marcus Jackson

(**) Term: **15 Years**

(74) *Attorney, Agent, or Firm* — Rosenberg, Klein & Lee

(21) Appl. No.: **29/561,960**

(57) **CLAIM**

(22) Filed: **Apr. 21, 2016**

The ornamental design for a vehicle taillight, as shown and described.

(51) **LOC (10) Cl.** **26-06**

DESCRIPTION

(52) **U.S. Cl.**

USPC **D26/28**

(58) **Field of Classification Search**

USPC D26/28-36; 362/80-83, 267-269, 362/459-468, 475-478, 485-487

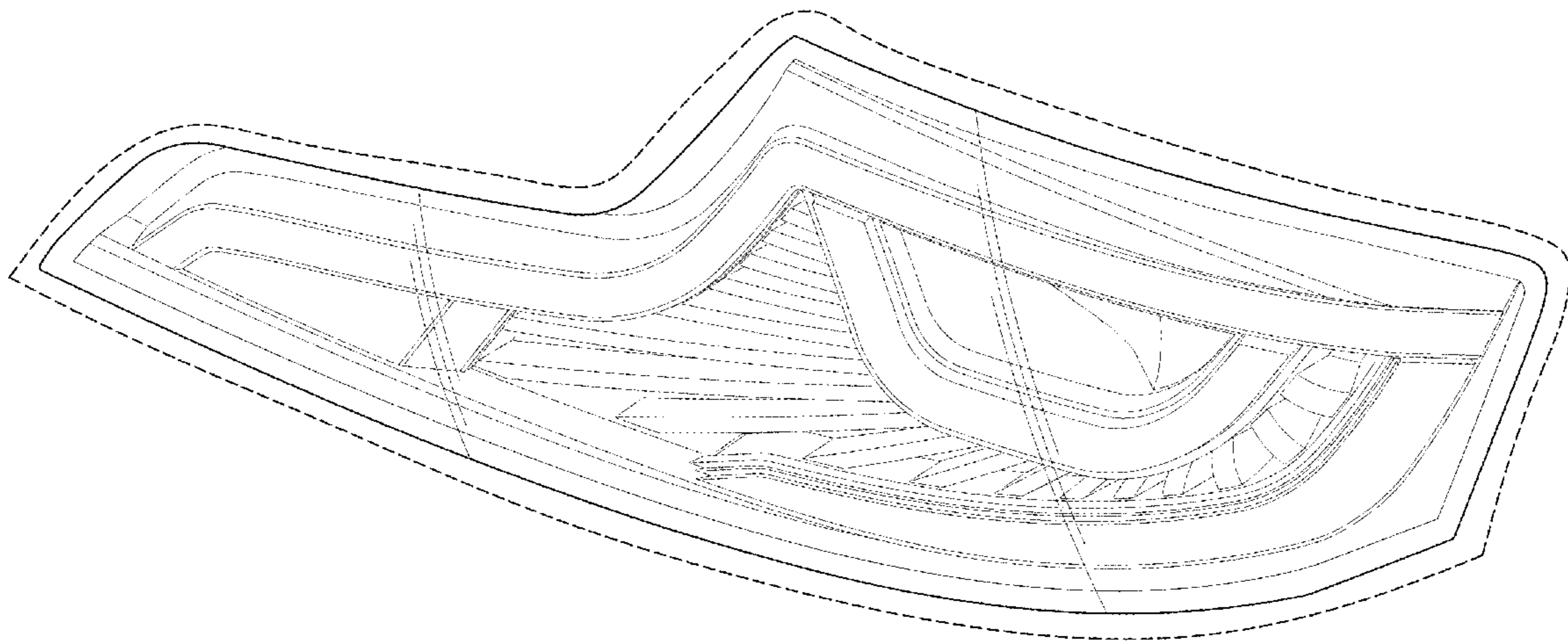
CPC F21S 48/00; F21S 48/10; F21S 48/115; F21S 48/225; F21S 48/1233; F21S 48/1266; F21S 48/1388; F21S 48/2268;

F21V 21/04

FIG. 1 is a perspective view of a vehicle taillight showing my present design; FIG. 2 is a front view thereof; FIG. 3 is a right view thereof; FIG. 4 is a top plan view thereof; and, FIG. 5 is another perspective view thereof. The broken lines in the drawings illustrate portions of the vehicle taillight which form no part of the claimed design.

See application file for complete search history.

1 Claim, 5 Drawing Sheets



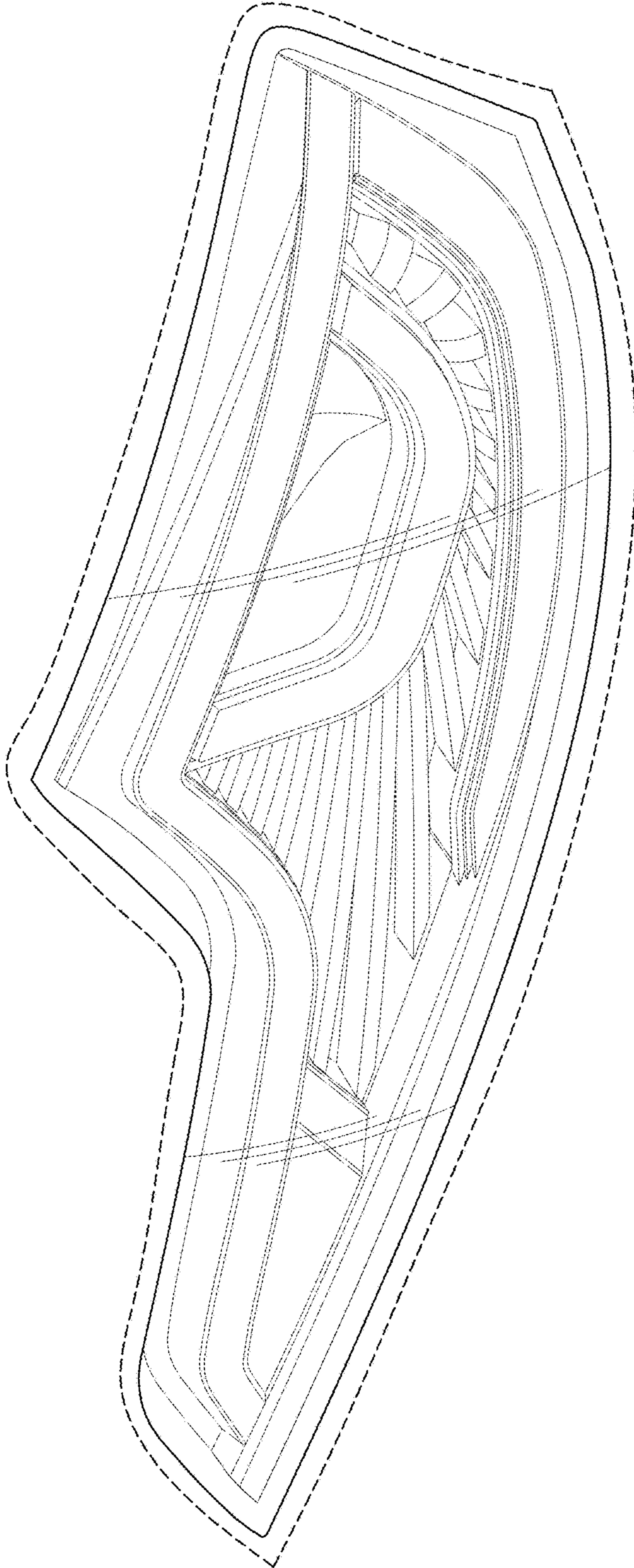


FIG. 1

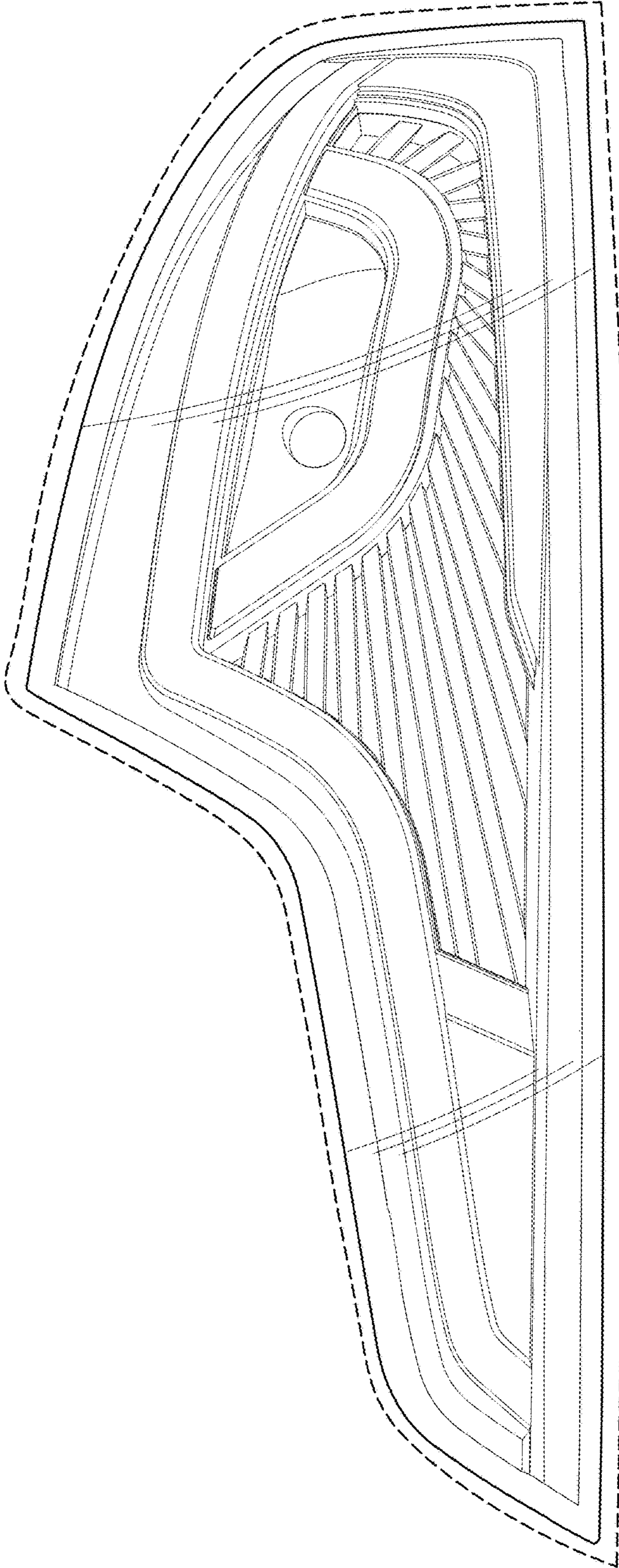


FIG. 2

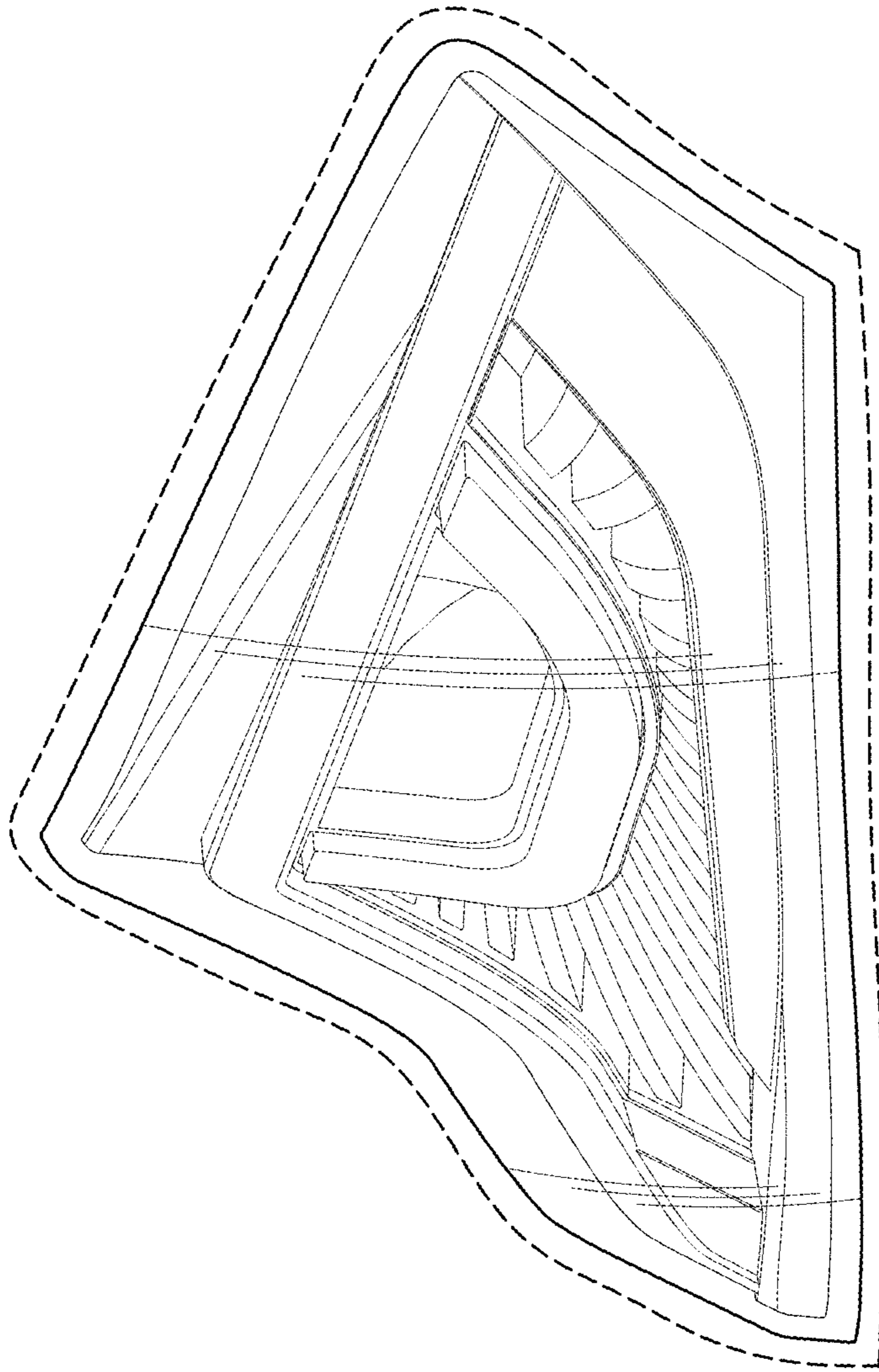


FIG. 3



FIG. 4

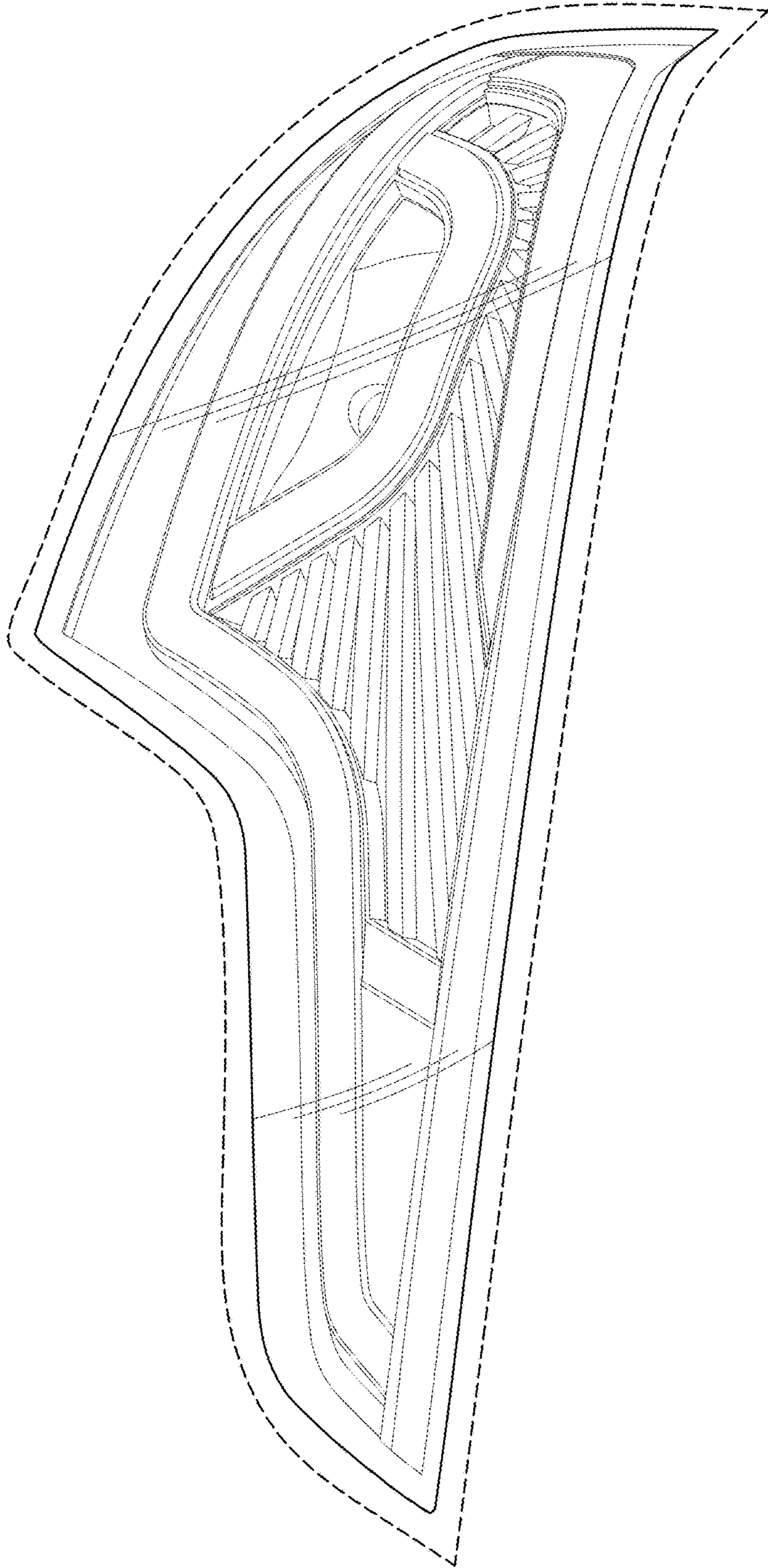


FIG. 5