



US00D791980S

(12) **United States Design Patent** (10) **Patent No.:** **US D791,980 S**
Kilian et al. (45) **Date of Patent:** **** Jul. 11, 2017**

(54) **ARCHITECTURAL FIXTURE**
(71) Applicant: **ARKTURA LLC**, Gardena, CA (US)
(72) Inventors: **Robert Kilian**, Venice, CA (US); **Kevin Kane**, Los Angeles, CA (US); **Chris Kabatsi**, Venice, CA (US)
(73) Assignee: **Arktura LLC**, Los Angeles, CA (US)
(**) Term: **15 Years**

D467,081 S * 12/2002 Harada D4/104
D467,082 S * 12/2002 Harada D4/104
D468,538 S * 1/2003 Harada D4/104
6,595,219 B2 * 7/2003 Anderson A46B 9/10
132/123
D480,876 S * 10/2003 Harada D4/104
6,886,207 B1 * 5/2005 Solanki A46B 9/028
15/110
D623,318 S * 9/2010 Damen D25/138
7,861,360 B2 * 1/2011 Malka A46B 17/06
132/119

(Continued)

(21) Appl. No.: **29/532,278**
(22) Filed: **Jul. 3, 2015**
(51) **LOC (10) Cl.** **25-01**
(52) **U.S. Cl.**
USPC **D25/143**
(58) **Field of Classification Search**
USPC D25/138-163, 48.5, 103; D5/1, 2, 3, 5,
D5/6, 8, 11, 12, 15, 16, 24, 29, 32, 43,
D5/47, 53, 54, 58
CPC E04B 2001/1984; E04B 2001/2481; E04B
1/84; E04B 1/8404; E04B 1/86; E04B
9/00; E04B 9/22; E04B 9/225; E04B
9/24; E04B 9/242; F21V 7/043; F21V
21/02; F21V 21/104; E04F 13/00
See application file for complete search history.

OTHER PUBLICATIONS

Arktura Alluvia Forest (on-line), no date available. Retrieved from Internet Feb. 1, 2017, URL: <https://arktura.com/product/alluvia-forest/> (6 pages).*

Primary Examiner — Vy Koenig
Assistant Examiner — Kimberly Barnes
(74) *Attorney, Agent, or Firm* — Matthew J. Spark; Zuber Lawler & Del Duca LLC

(56) **References Cited**

U.S. PATENT DOCUMENTS

4,472,853 A * 9/1984 Rauch A46B 5/0025
132/308
4,517,703 A * 5/1985 Koke A46B 17/06
119/628
D384,058 S * 9/1997 Pinon D4/121
5,926,902 A * 7/1999 Pierre A45D 24/42
119/628
D414,938 S * 10/1999 Von Stein D4/104
D431,908 S * 10/2000 Harada D4/104
D434,564 S * 12/2000 Harada D4/110
6,442,785 B1 * 9/2002 Robinson A46B 9/028
15/167.1

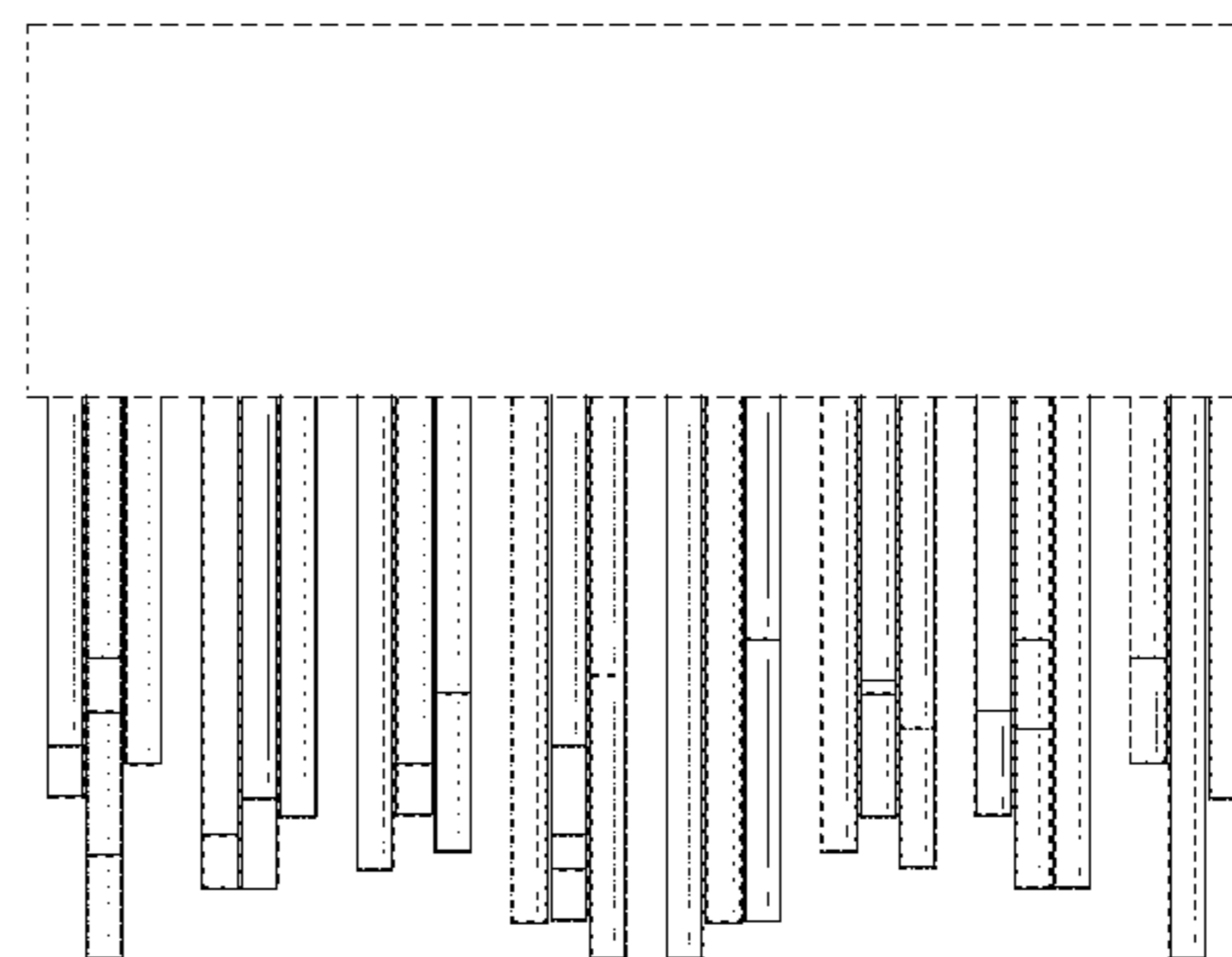
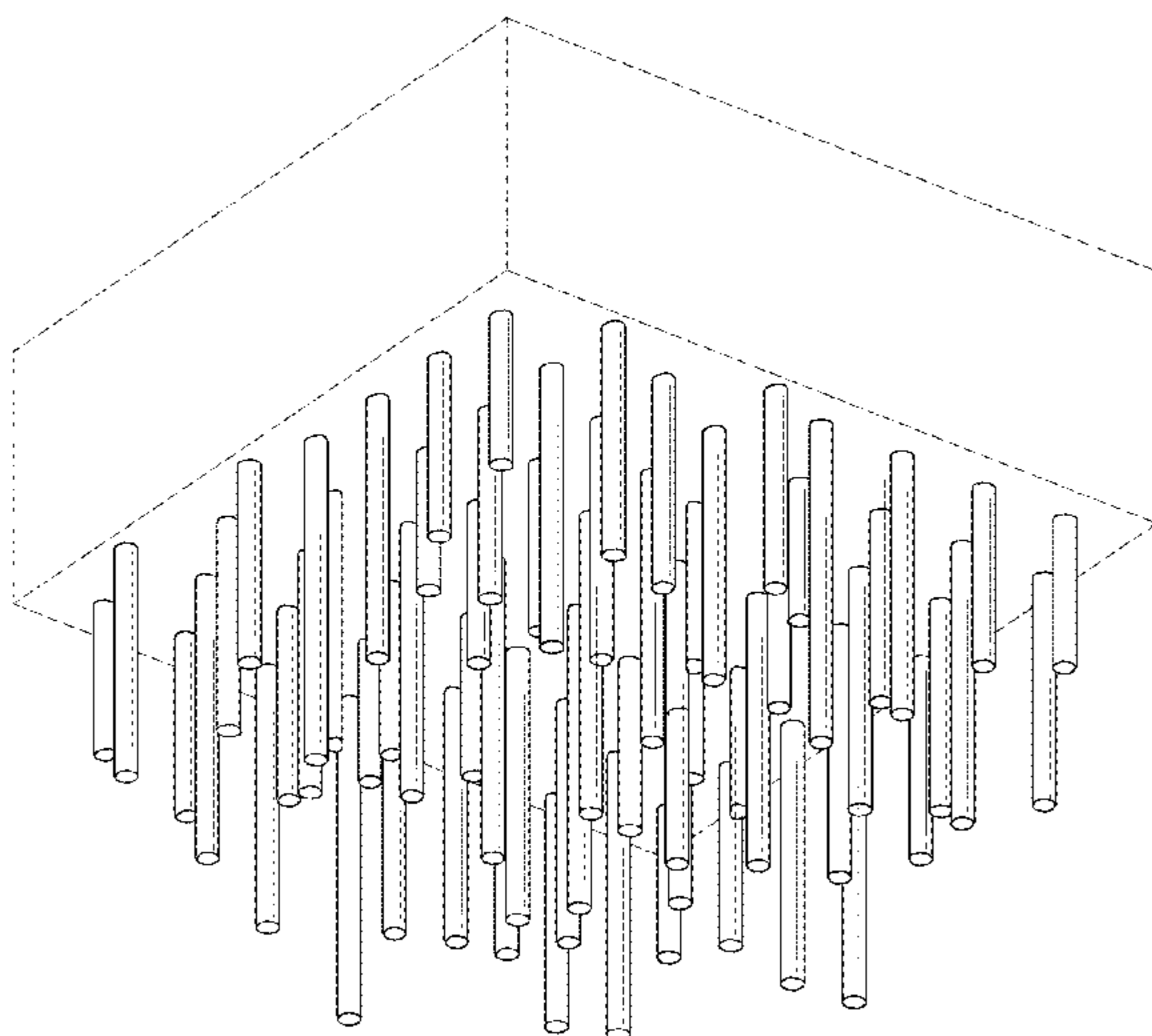
(57) **CLAIM**

The ornamental design for an architectural fixture, as shown and described.

DESCRIPTION

FIG. 1 is a bottom, front, left perspective view of our new design for an architectural fixture;
FIG. 2 is a front elevational view thereof;
FIG. 3 is a right elevational view thereof;
FIG. 4 is a rear elevational view thereof;
FIG. 5 is a left elevational view thereof;
FIG. 6 is a bottom plan view thereof; and,
FIG. 7 is a top plan view thereof.
The broken lines in the accompanying figures depict portions of the architectural fixture that form no part of the claimed design.

1 Claim, 5 Drawing Sheets



(56)

References Cited

U.S. PATENT DOCUMENTS

8,297,232	B2 *	10/2012	Clayson	A01K 13/002
					119/615
9,033,602	B2 *	5/2015	Boyd	A46B 11/0055
					401/109
D764,184	S *	8/2016	Paetzel	D5/2
9,416,532	B2 *	8/2016	Kang	G10K 11/172
D767,171	S *	9/2016	Kilian	D25/138
D769,627	S *	10/2016	Hanson	D4/116
2009/0042014	A1 *	2/2009	Synnestvedt	B32B 3/26
					428/314.2

* cited by examiner

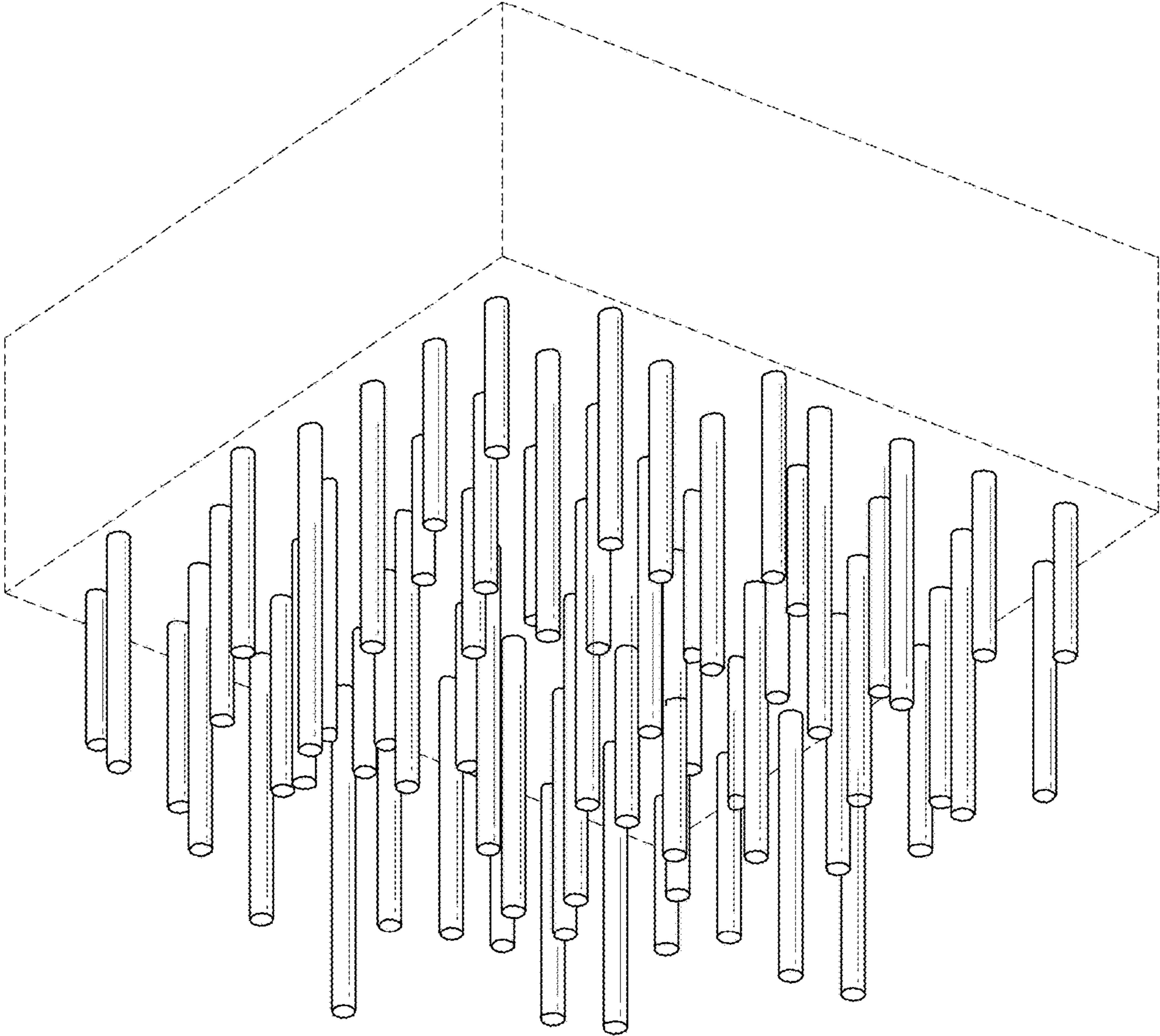


FIG. 1

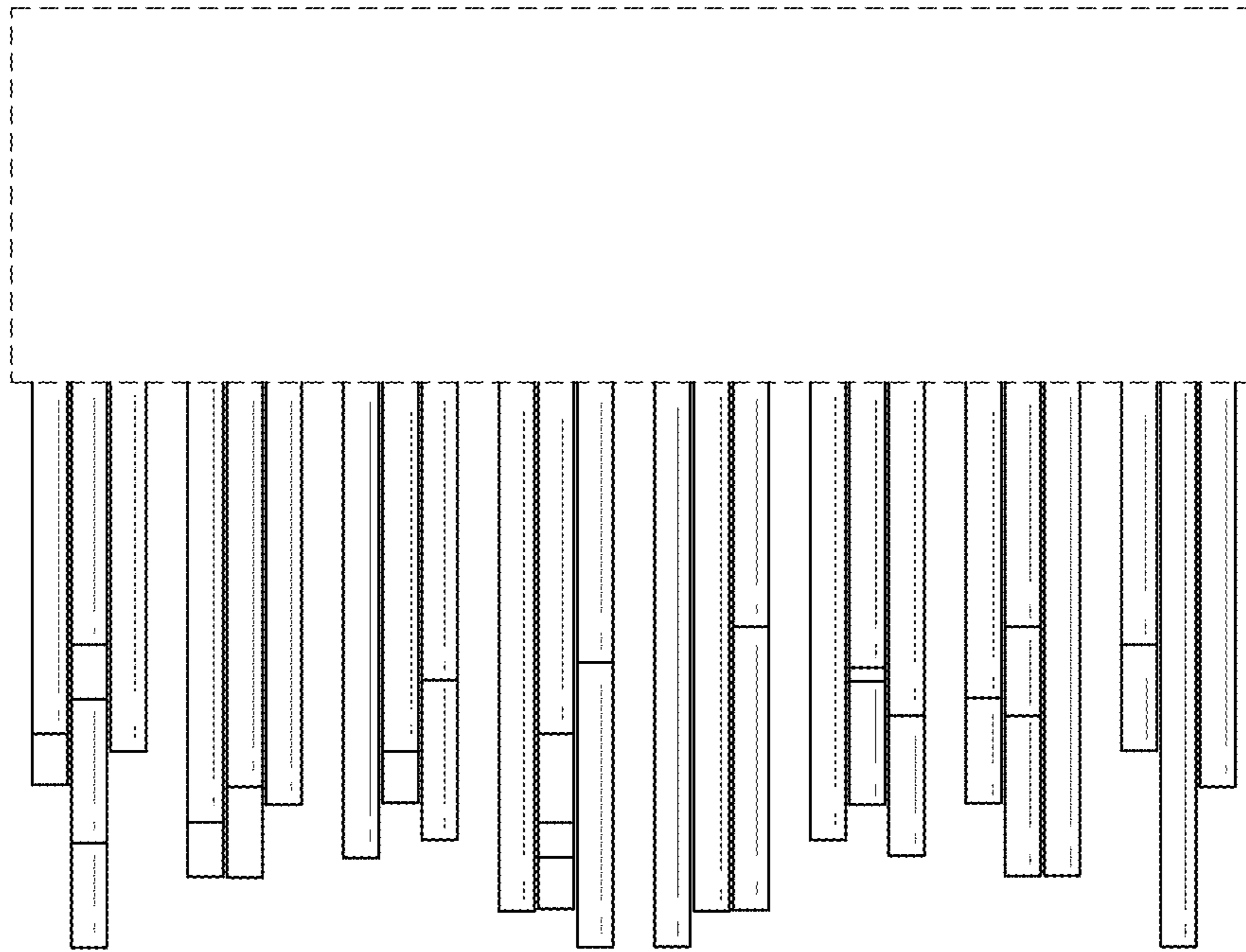


FIG. 2

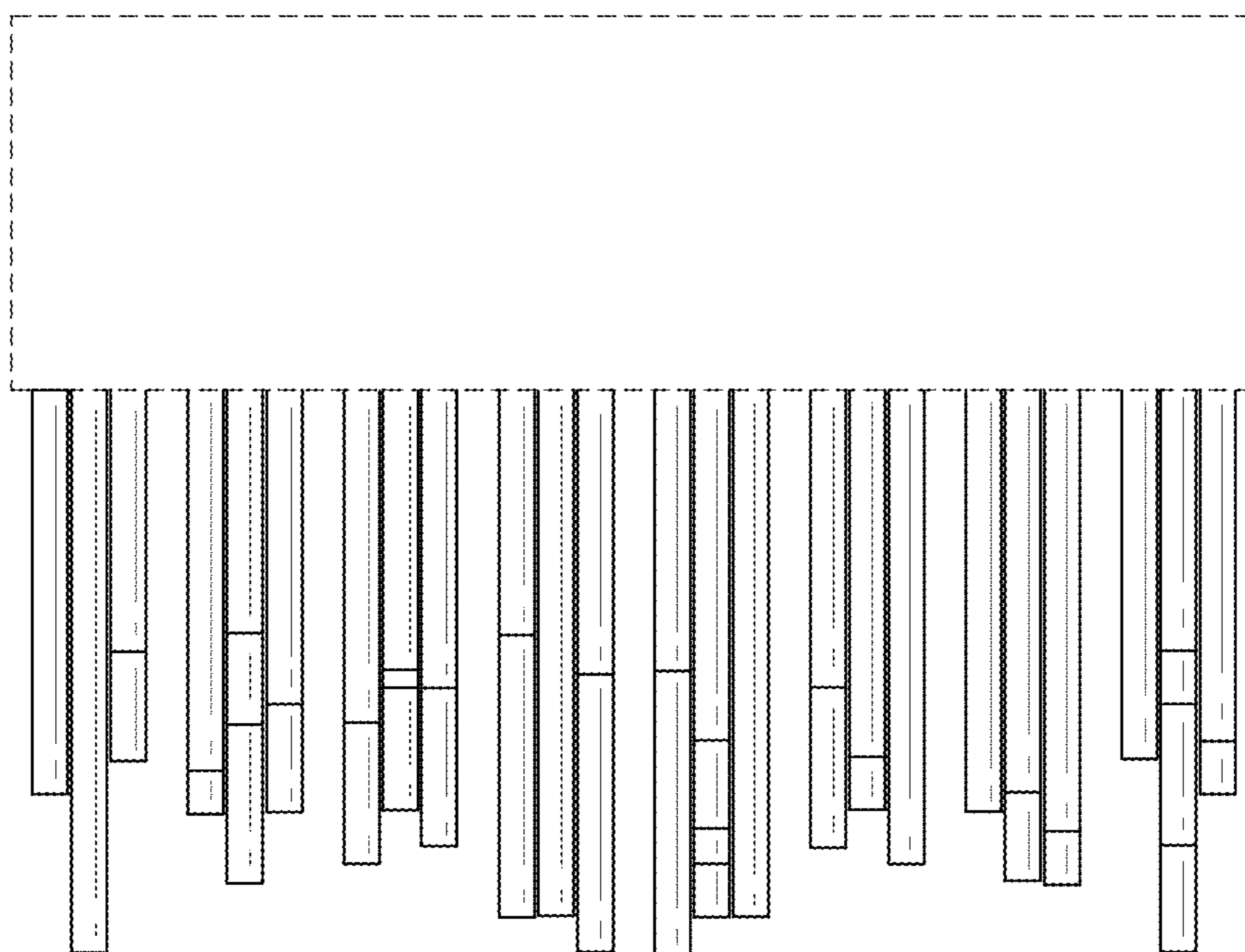


FIG. 3

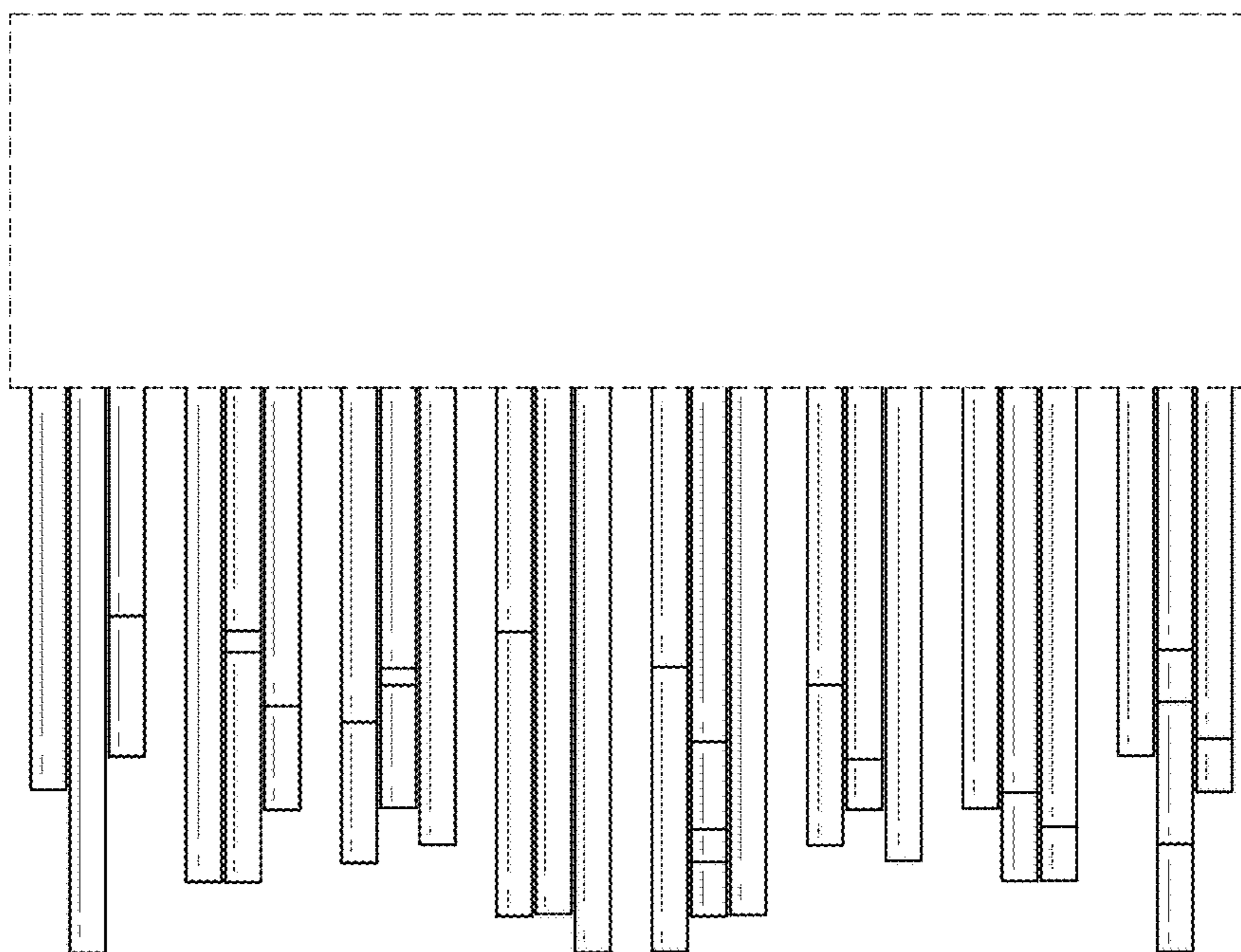


FIG. 4

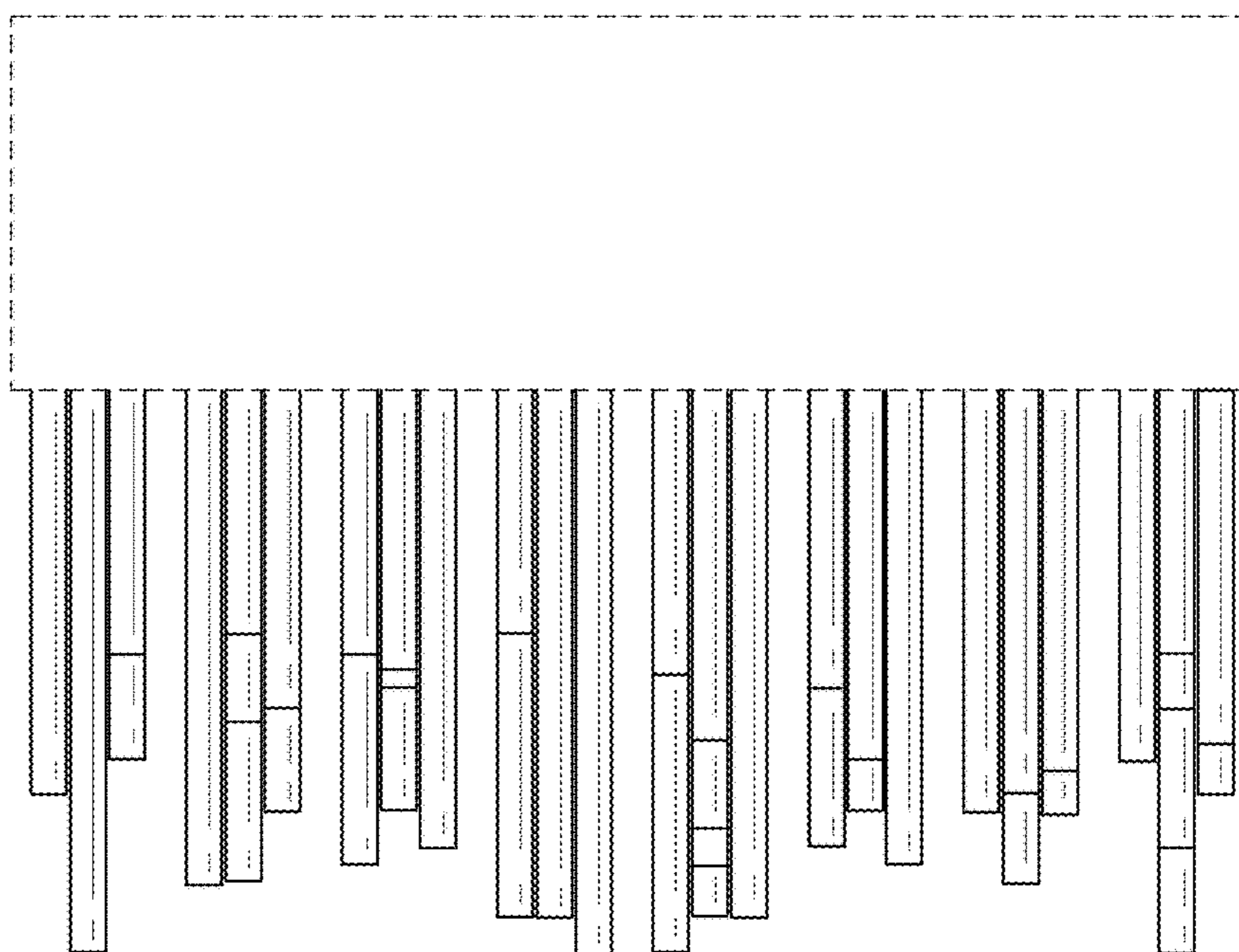


FIG. 5




FIG. 6



FIG. 7