



US00D791979S

(12) **United States Design Patent**
Kilian et al.

(10) **Patent No.:** **US D791,979 S**
(45) **Date of Patent:** **** Jul. 11, 2017**

- (54) **ARCHITECTURAL FIXTURE**
- (71) Applicant: **ARKTURA LLC**, Gardena, CA (US)
- (72) Inventors: **Robert Kilian**, Venice, CA (US); **Kevin Kane**, Los Angeles, CA (US); **Chris Kabatsi**, Venice, CA (US)
- (73) Assignee: **Arktura LLC**, Los Angeles, CA (US)
- (**) Term: **15 Years**

D467,081	S *	12/2002	Harada	D4/104
D467,082	S *	12/2002	Harada	D4/104
D468,538	S *	1/2003	Harada	D4/104
6,595,219	B2 *	7/2003	Anderson	A46B 9/10 132/123
D480,876	S *	10/2003	Harada	D4/104
6,886,207	B1 *	5/2005	Solanki	A46B 9/028 15/110
D623,318	S *	9/2010	Damen	D25/138
7,861,360	B2 *	1/2011	Malka	A46B 17/06 132/119

(Continued)

- (21) Appl. No.: **29/532,276**
- (22) Filed: **Jul. 3, 2015**
- (51) **LOC (10) Cl.** **25-01**
- (52) **U.S. Cl.**
USPC **D25/143**
- (58) **Field of Classification Search**
USPC D25/138-163, 48.5, 103; D5/1, 2, 3, 5,
D5/6, 8, 11, 12, 15, 16, 24, 29, 32, 43,
D5/47, 53, 54, 58
CPC E04B 2001/1984; E04B 2001/2481; E04B
1/84; E04B 1/8404; E04B 1/86; E04B
9/00; E04B 9/22; E04B 9/225; E04B
9/24; E04B 9/242; F21V 7/043; F21V
21/02; F21V 21/104; E04F 13/00
See application file for complete search history.

(56) **References Cited**

U.S. PATENT DOCUMENTS

4,472,853	A *	9/1984	Rauch	A46B 5/0025 132/308
4,517,703	A *	5/1985	Koke	A46B 17/06 119/628
D384,058	S *	9/1997	Pinon	D4/121
5,926,902	A *	7/1999	Pierre	A45D 24/42 119/628
D414,938	S *	10/1999	Von Stein	D4/104
D431,908	S *	10/2000	Harada	D4/104
D434,564	S *	12/2000	Harada	D4/110
6,442,785	B1 *	9/2002	Robinson	A46B 9/028 15/167.1

OTHER PUBLICATIONS

Arktura Alluvia Rift (on-line), no date available. Retrieved from Internet Feb. 2, 2017, URL: <https://arktura.com/product/alluvia-rift/> (6 pages).*

Primary Examiner — Vy Koenig

Assistant Examiner — Kimberly Barnes

(74) *Attorney, Agent, or Firm* — Matthew J. Spark; Zuber Lawler & Del Duca LLC

(57) **CLAIM**

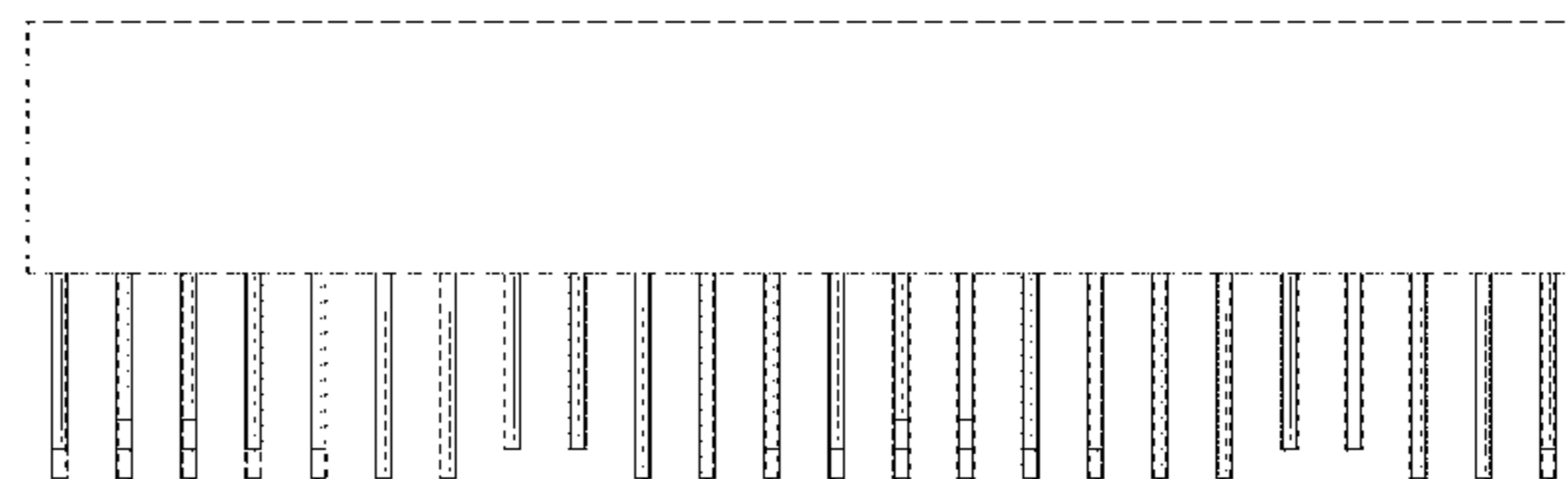
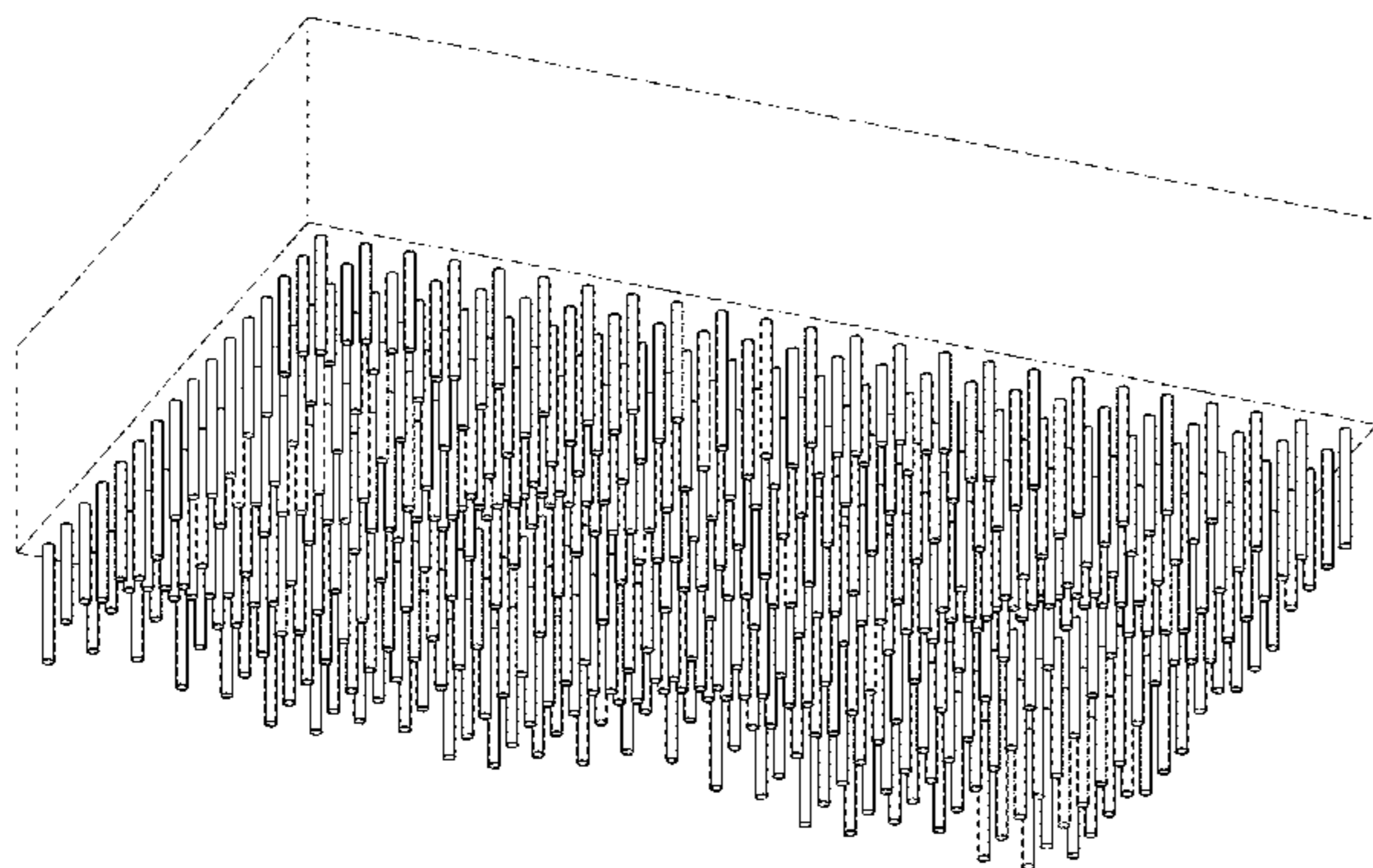
The ornamental design for an architectural fixture, as shown and described.

DESCRIPTION

FIG. 1 is a bottom, front, left perspective view of our new design for an architectural fixture;
FIG. 2 is a front elevational view thereof;
FIG. 3 is a left elevational view thereof;
FIG. 4 is a rear elevational view thereof;
FIG. 5 is a right elevational view thereof;
FIG. 6 is a bottom plan view thereof; and,
FIG. 7 is a top plan view thereof.

The broken lines in the accompanying figures depict portions of the architectural fixture that form no part of the claimed design.

1 Claim, 5 Drawing Sheets



(56)

References Cited

U.S. PATENT DOCUMENTS

8,297,232 B2 * 10/2012 Clayson A01K 13/002
119/615
9,033,602 B2 * 5/2015 Boyd A46B 11/0055
401/109
D764,184 S * 8/2016 Paetzel D5/2
9,416,532 B2 * 8/2016 Kang G10K 11/172
D767,171 S * 9/2016 Kilian D25/138
D769,627 S * 10/2016 Hanson D4/116
2009/0042014 A1 * 2/2009 Synnestvedt B32B 3/26
428/314.2

* cited by examiner

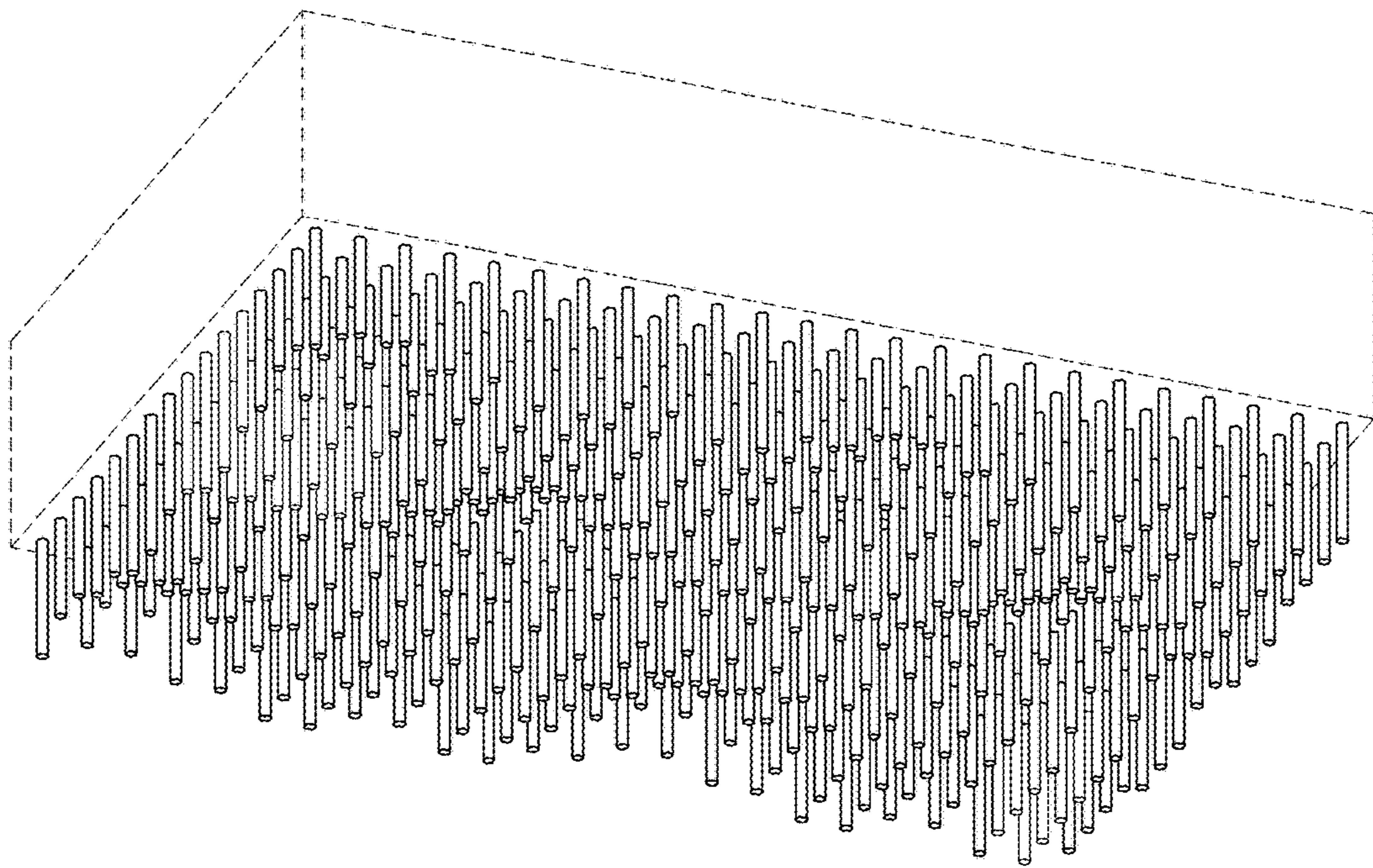


FIG. 1

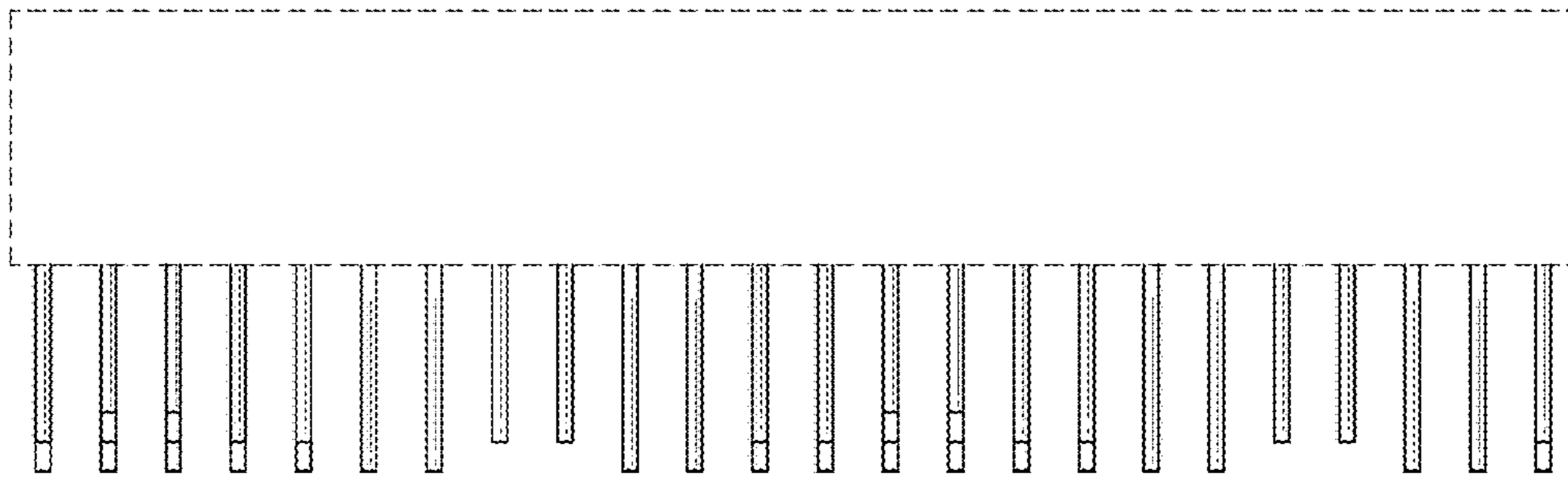


FIG. 2

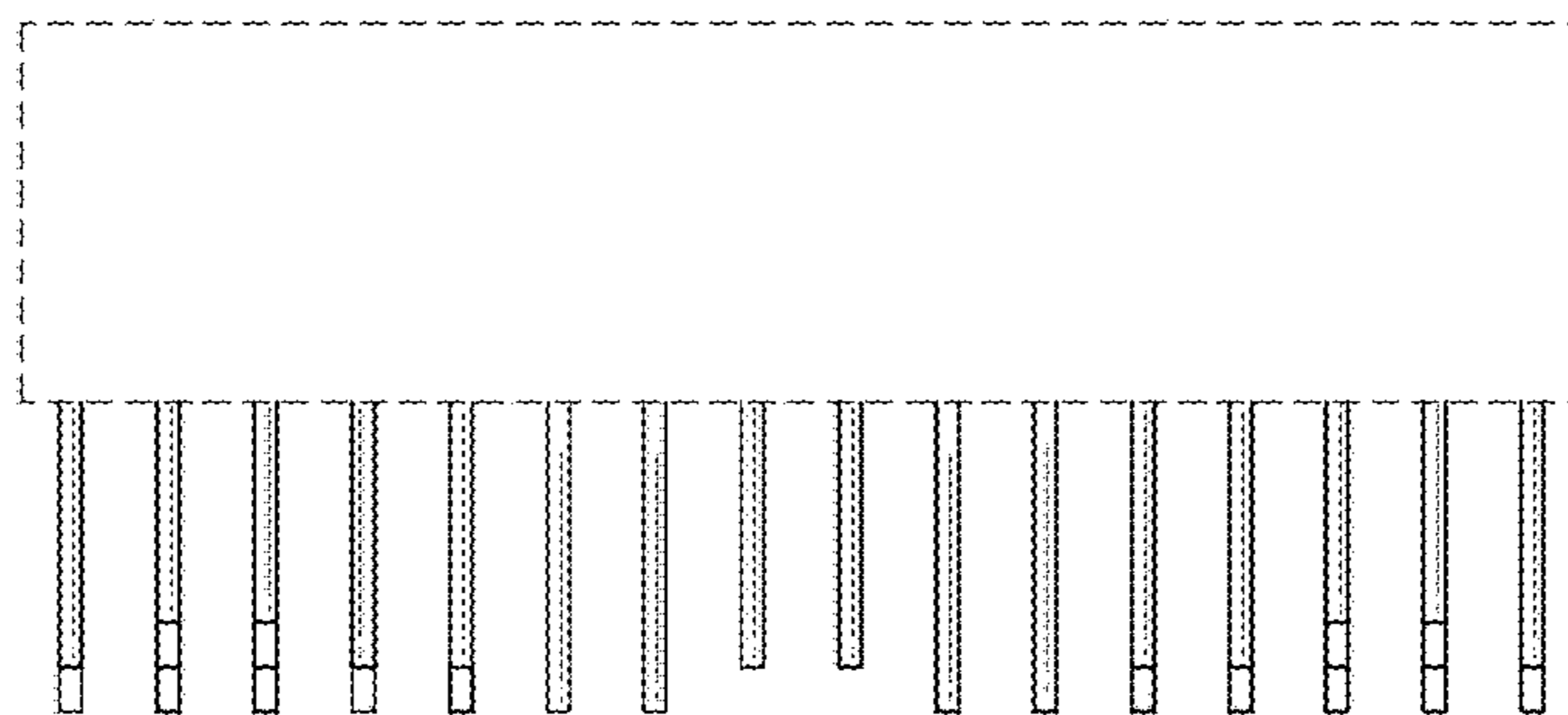


FIG. 3

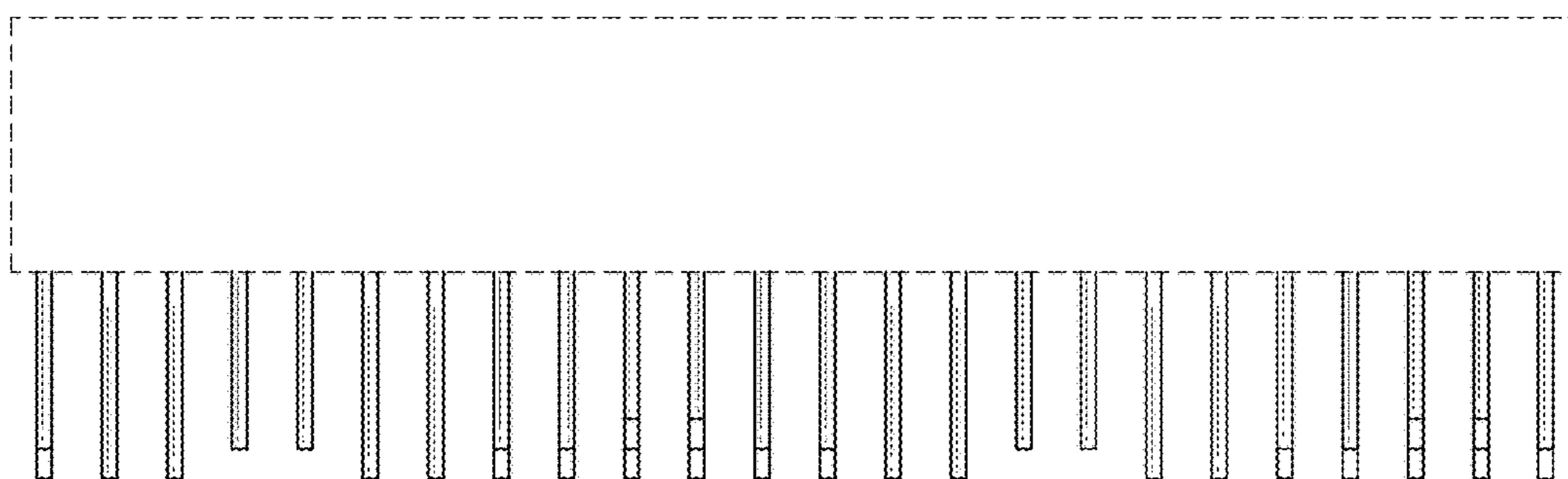


FIG. 4

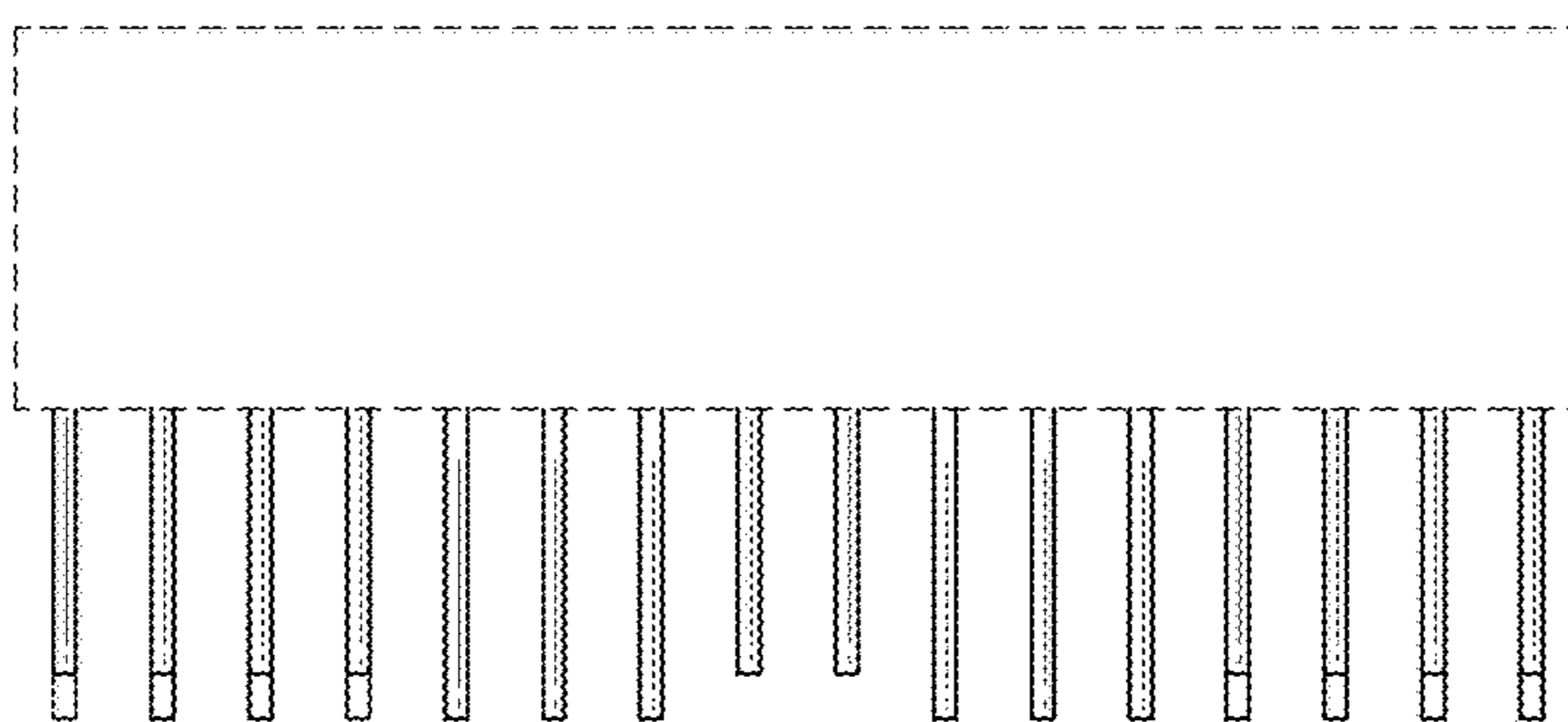


FIG. 5




FIG. 6



FIG. 7