



US00D791974S

(12) **United States Design Patent** (10) **Patent No.:** **US D791,974 S**  
**Nelson** (45) **Date of Patent:** **\*\* Jul. 11, 2017**

(54) **EXTRUSION**  
(71) Applicant: **Cameron David Nelson**, Cronulla (AU)  
(72) Inventor: **Cameron David Nelson**, Cronulla (AU)  
(\*\*) Term: **15 Years**  
(21) Appl. No.: **29/544,808**  
(22) Filed: **Nov. 6, 2015**  
(30) **Foreign Application Priority Data**

4,738,066 A 4/1988 Reed  
4,766,710 A \* 8/1988 Tompkins ..... E04F 13/0837  
52/275  
4,936,228 A 6/1990 Capo-Bianco  
5,475,962 A 12/1995 Horsten et al.  
D378,426 S \* 3/1997 Leonelli ..... D25/124  
5,896,710 A 4/1999 Hoyle  
D425,215 S \* 5/2000 Ginzel ..... D25/119  
6,336,493 B1 1/2002 Sickels  
7,010,894 B1 3/2006 Cappelle  
D665,922 S \* 8/2012 Yoder ..... D25/61  
D711,555 S \* 8/2014 Singh ..... D25/119  
D742,546 S \* 11/2015 Singh ..... D25/119

(Continued)

May 8, 2015 (AU) ..... 201512378

(51) **LOC (10) Cl.** ..... **25-01**  
(52) **U.S. Cl.**  
USPC ..... **D25/119**  
(58) **Field of Classification Search**  
USPC ..... D25/119-125, 61; 52/179, 506.06,  
52/506.07, 716.1, 579, 578, 506.05,  
52/489.1, 309.14, 518, 555, 204.59,  
52/204.5, 275; 40/658, 666, 426, 549,  
40/761  
CPC ..... E04B 1/00; E04B 2001/2436; E04B  
2001/2448; E04B 2001/2457; E04B  
2001/3288; E04B 2/74; E04B 2/76; E04F  
19/061; E04F 19/06; E04F 19/022; E04F  
19/026; E04F 19/04; E04F 19/024  
See application file for complete search history.

**FOREIGN PATENT DOCUMENTS**

AU 356824 5/2014  
AU 356826 5/2014

(Continued)

*Primary Examiner* — Cynthia Ramirez  
*Assistant Examiner* — Gino Colan  
(74) *Attorney, Agent, or Firm* — Merchant & Gould P.C.

(57) **CLAIM**

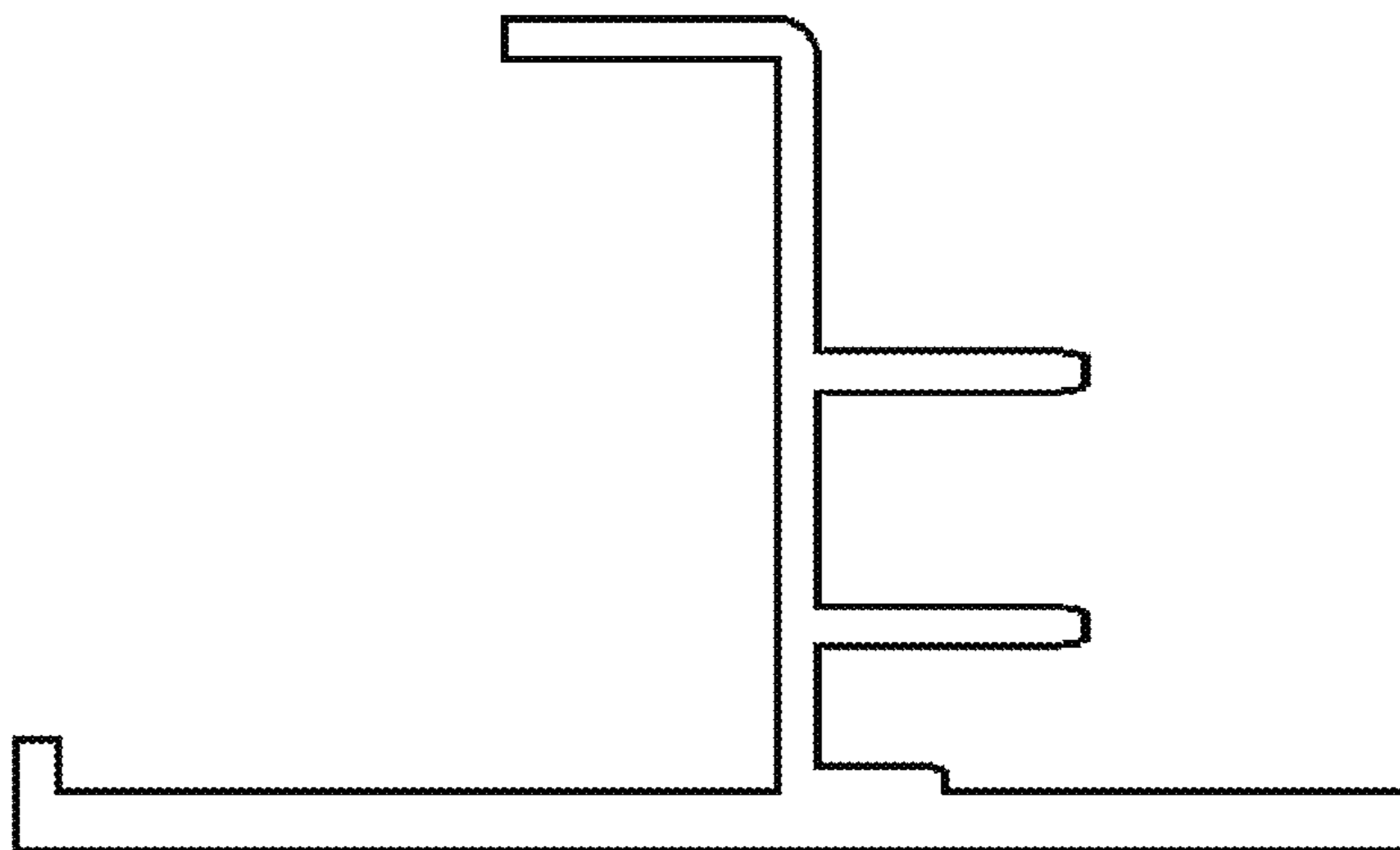
The ornamental design for an extrusion, as shown and described.

**DESCRIPTION**

FIG. 1 is a front elevational view of an extrusion, showing my new design;  
FIG. 2 is a rear elevational view thereof;  
FIG. 3 is a left elevational view thereof;  
FIG. 4 is a right elevational view thereof;  
FIG. 5 is a top plan view thereof; and,  
FIG. 6 is a bottom plan view thereof.  
The extrusion is shown with a symbolic break in its length. The appearance of any portion of the article between the break lines forms no part of the claimed design.

**1 Claim, 6 Drawing Sheets**

(56) **References Cited**  
U.S. PATENT DOCUMENTS  
3,367,076 A 2/1968 O'Brien  
3,410,043 A 11/1968 Rijnders  
3,518,800 A 7/1970 Tank  
3,822,762 A 7/1974 Crispin et al.  
3,903,671 A 9/1975 Cuin et al.  
4,301,890 A 11/1981 Zalas  
4,641,469 A 2/1987 Wood  
4,713,277 A 12/1987 Akiyama et al.



(56)

**References Cited**

U.S. PATENT DOCUMENTS

D742,548 S \* 11/2015 Singh ..... D25/119  
 D750,806 S \* 3/2016 Singh ..... D25/119  
 D767,785 S \* 9/2016 Smith ..... D25/119  
 D767,786 S \* 9/2016 Smith ..... D25/119  
 2004/0010998 A1 1/2004 Turco  
 2006/0003144 A1 1/2006 Kaump  
 2007/0204553 A1\* 9/2007 Bunker, II ..... E06B 3/88  
 52/716.1  
 2007/0271866 A1 11/2007 Stevens  
 2010/0139210 A1 6/2010 Nelson  
 2013/0305648 A1 11/2013 Spear

FOREIGN PATENT DOCUMENTS

AU 356827 5/2014  
 AU 358476 8/2014  
 AU 358480 8/2014

AU 2015246104 11/2015  
 CA 2489769 10/1990  
 CH 661308 7/1987  
 DE 2559077 7/1977  
 DE 19840521 2/2000  
 DE 20209926 11/2002  
 EP 0536979 4/1993  
 EP 0790598 8/1997  
 FR 2762630 10/1998  
 GB 1316265 5/1973  
 GB 1340435 12/1973  
 JP H05-71211 3/1993  
 JP H07-207765 8/1995  
 JP H09-072041 3/1997  
 WO 2006101403 9/2006  
 WO 2006115082 11/2006  
 WO 2007112499 10/2007  
 WO 2009023898 2/2009  
 WO 2015168745 11/2015

\* cited by examiner

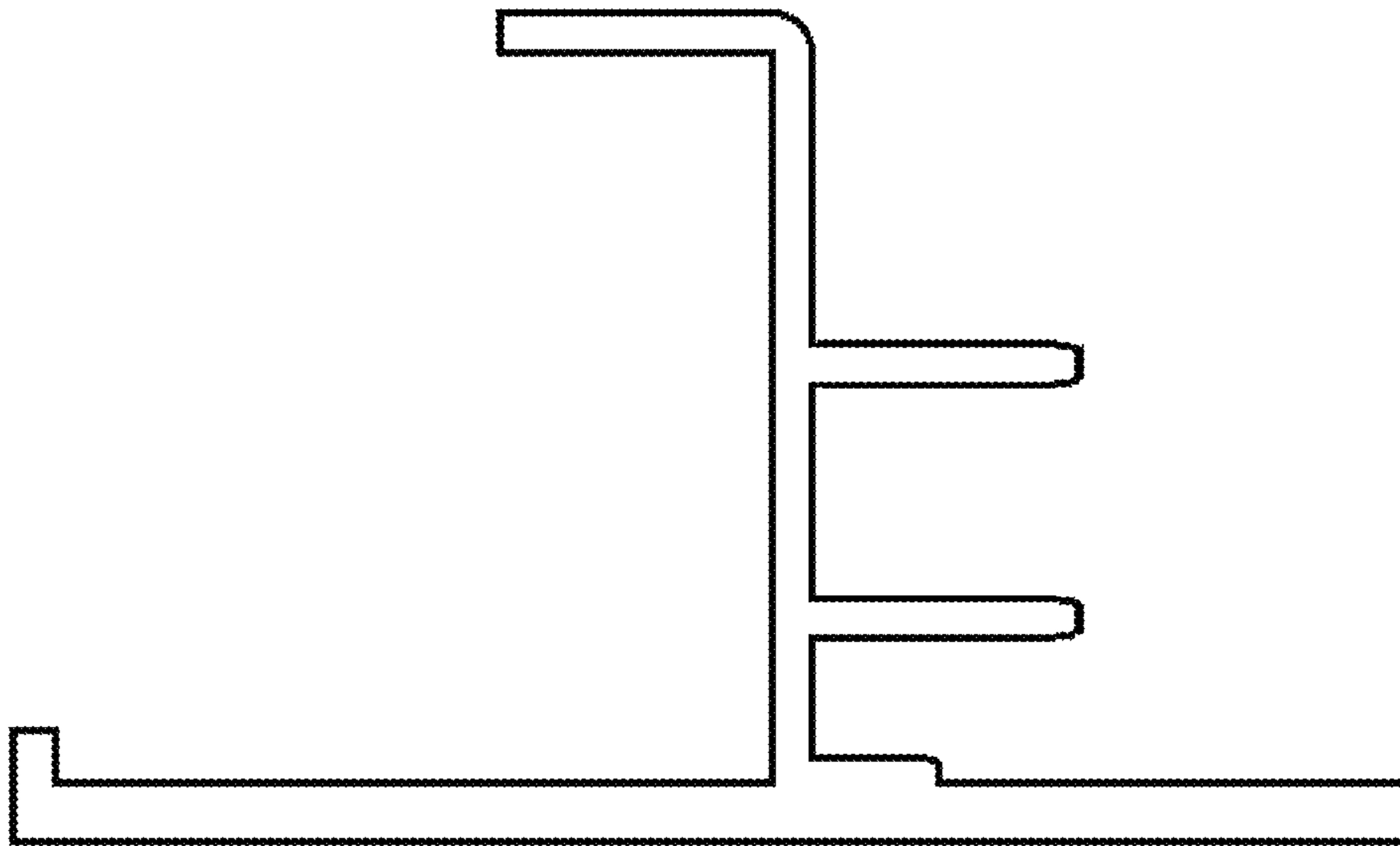


FIG. 1

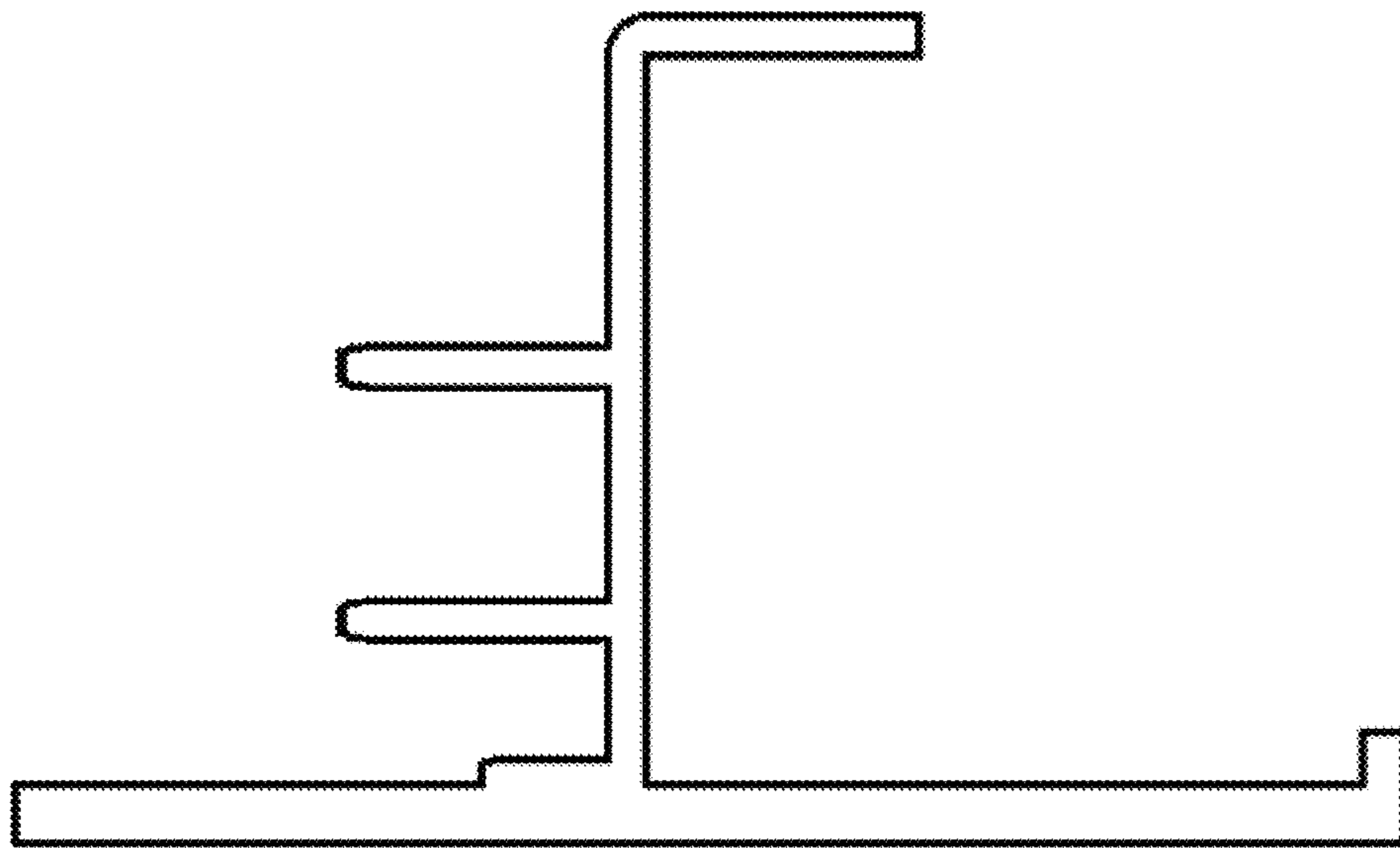


FIG.2

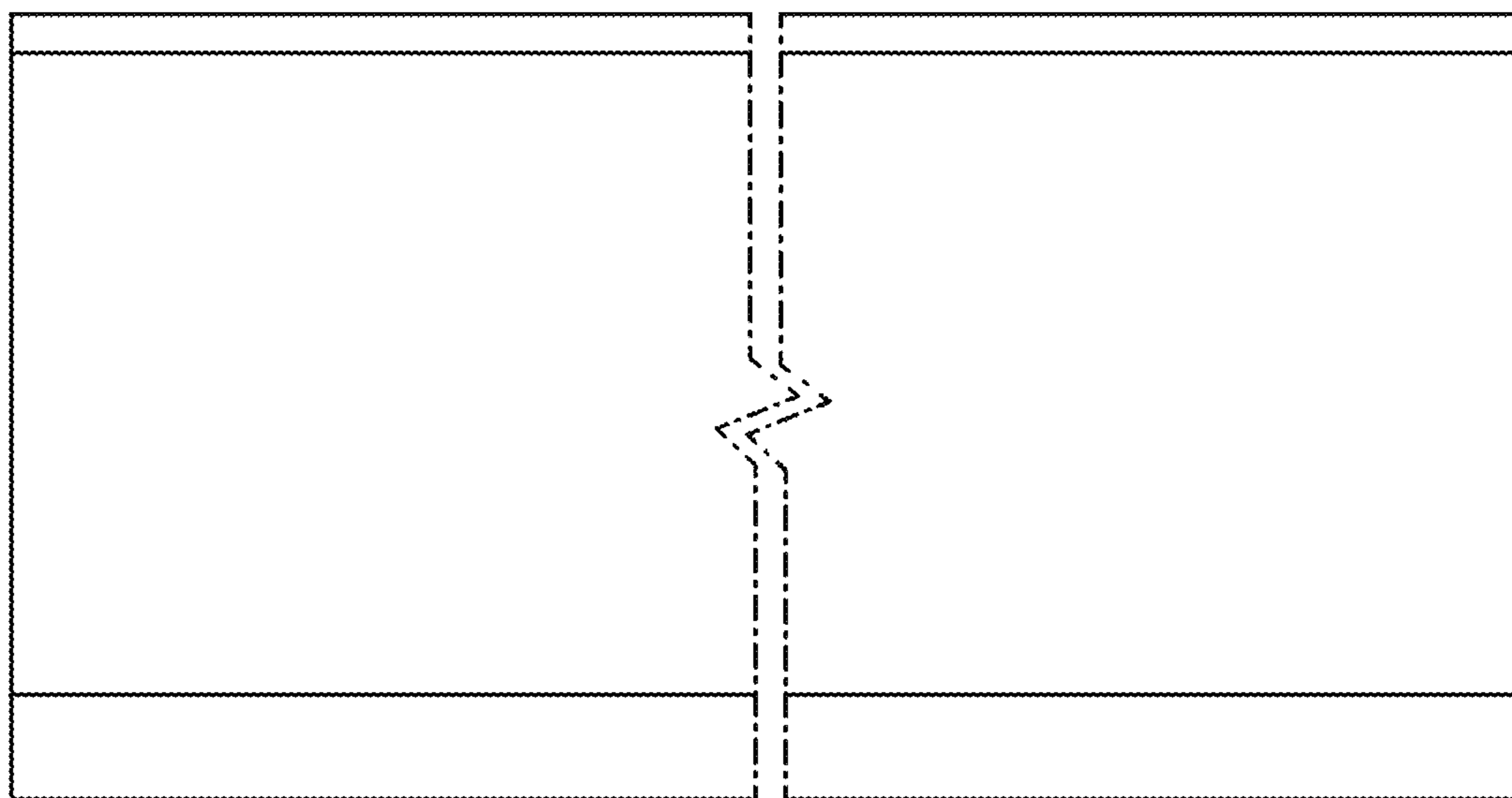


FIG.3

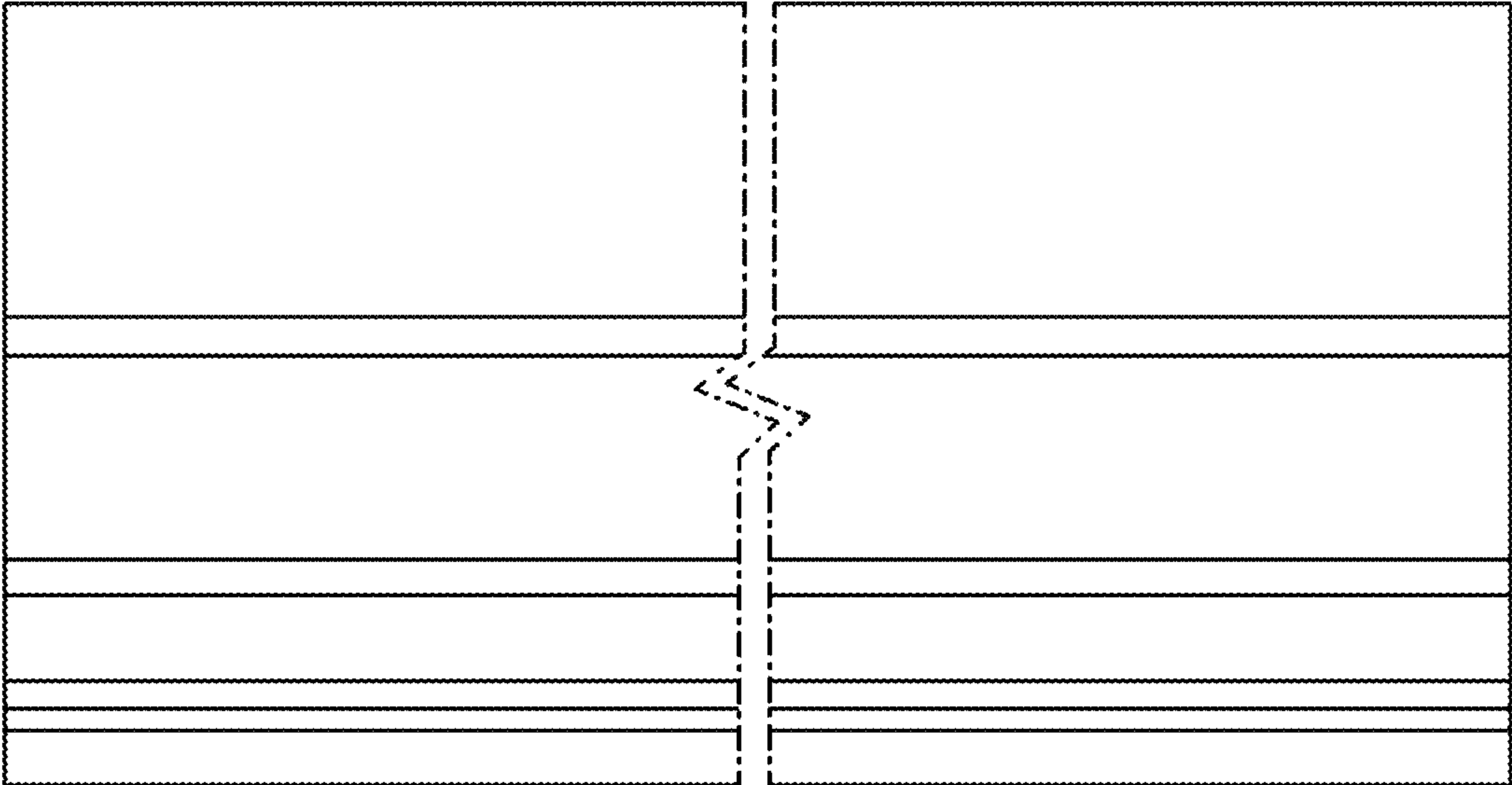


FIG.4

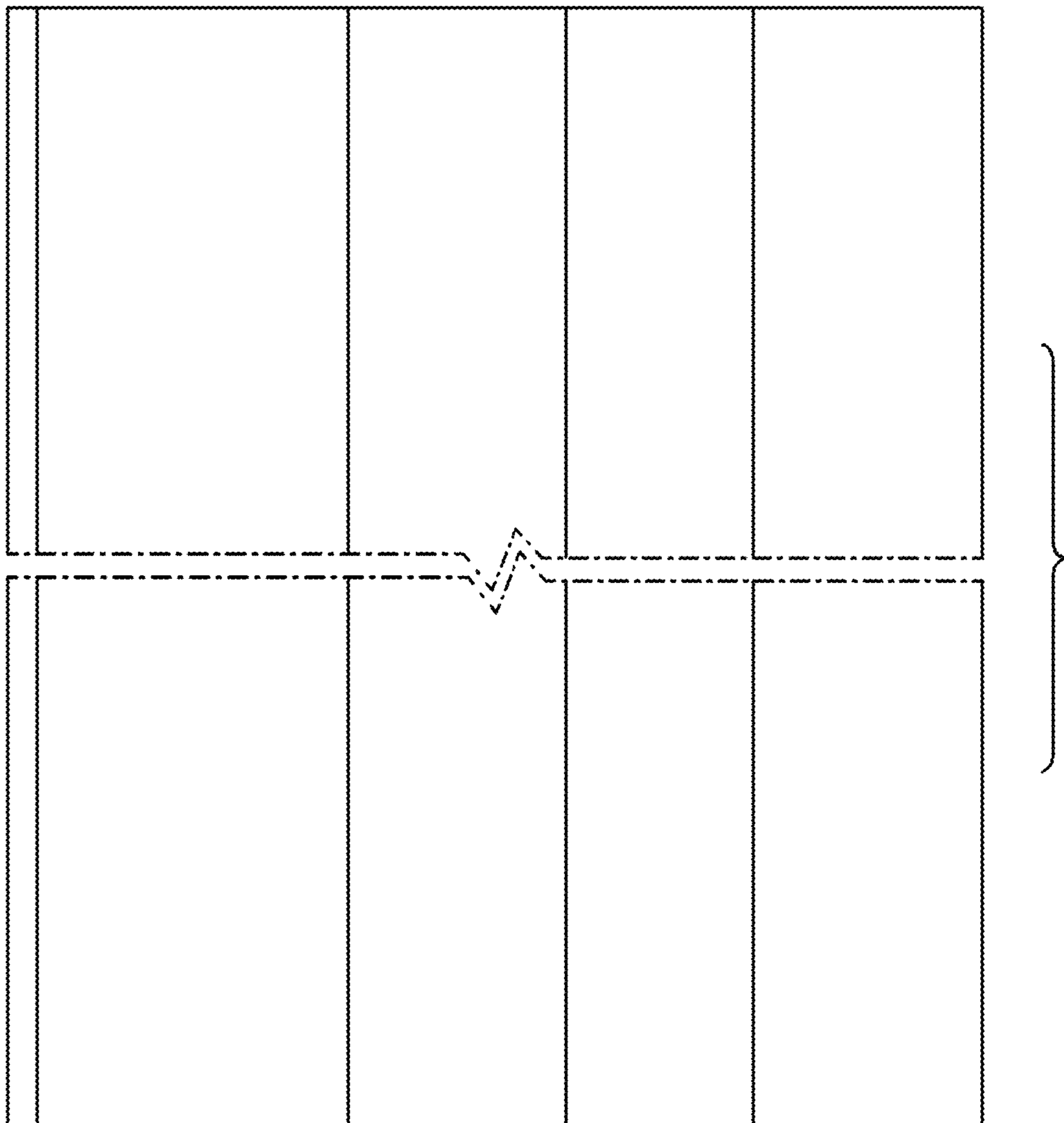


FIG.5

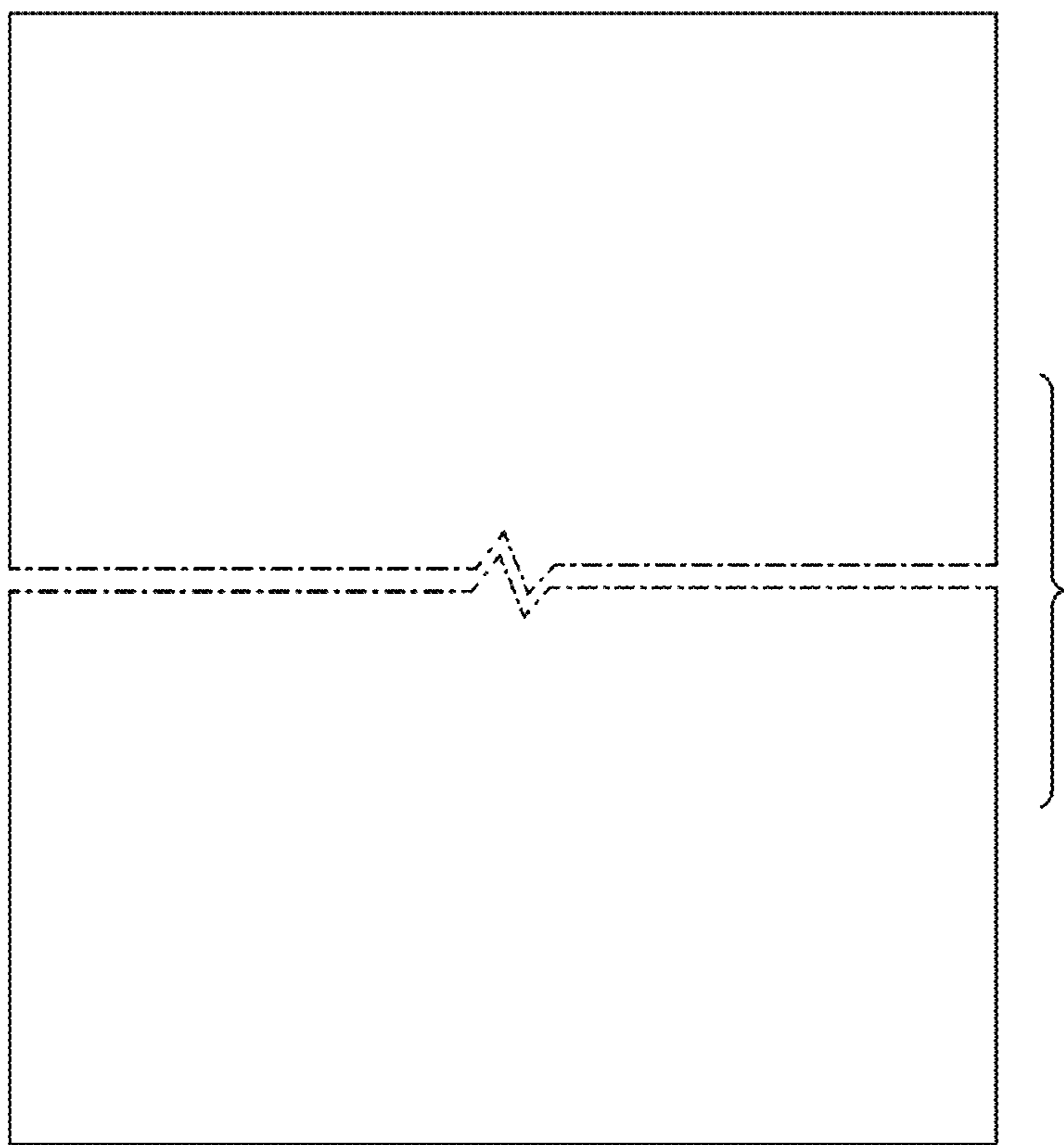


FIG.6