



US00D791961S

(12) **United States Design Patent**
Song

(10) **Patent No.:** **US D791,961 S**

(45) **Date of Patent:** **** Jul. 11, 2017**

(54) **FOOT MASSAGING PHYSIOTHERAPY PLATE**

(71) Applicant: **Jiqian Li**, Lishui (CN)

(72) Inventor: **Chuanshu Song**, Lishui (CN)

(73) Assignee: **Jiqian Li**, Lishui (CN)

(**) Term: **15 Years**

(21) Appl. No.: **29/538,358**

(22) Filed: **Sep. 3, 2015**

(51) **LOC (10) Cl.** **28-03**

(52) **U.S. Cl.**
USPC **D24/213**

(58) **Field of Classification Search**
USPC D24/200, 211, 212, 213, 214, 215;
601/19, 27-32, 46-48, 52, 99, 112-113,
601/118, 135, 137, DIG. 12, DIG. 14,
601/DIG. 15, DIG. 16, DIG. 17;
D30/160; D14/218, 138 AA
CPC A61H 19/00; A61H 19/30; A61H 19/32;
A61H 19/34; A61H 19/40; A61H 19/44;
A61H 19/50; A61H 2015/0007; A61H
2015/0014; A61H 2015/0042; A61H
15/00; A61H 7/003; A61H 7/005
See application file for complete search history.

(56) **References Cited**

U.S. PATENT DOCUMENTS

- 6,226,811 B1 * 5/2001 Fagan A47K 7/024
15/207.2
- 6,405,400 B1 * 6/2002 McClain A47K 7/026
15/160

- D463,625 S * 9/2002 Chau D28/63
- D478,174 S * 8/2003 Huang D24/212
- 6,684,444 B2 * 2/2004 Wheeler A47K 7/026
15/110
- D508,132 S * 8/2005 Huang D24/200
- D595,898 S * 7/2009 Syran D28/63
- D635,720 S * 4/2011 Cammarano D24/212
- D694,415 S * 11/2013 Viner D24/213
- D698,454 S * 1/2014 DiStefano D24/215
- 2002/0049469 A1 * 4/2002 Chang A43B 7/146
606/204

* cited by examiner

Primary Examiner — Sandra Snapp

(74) *Attorney, Agent, or Firm* — Gokalp Bayramoglu

(57) **CLAIM**

The ornamental design for a foot massaging physiotherapy plate, as shown and described.

DESCRIPTION

FIG. 1 is a top, front perspective view of the foot massaging physiotherapy plate which is comprised of a top nodule portion and a bottom base portion;

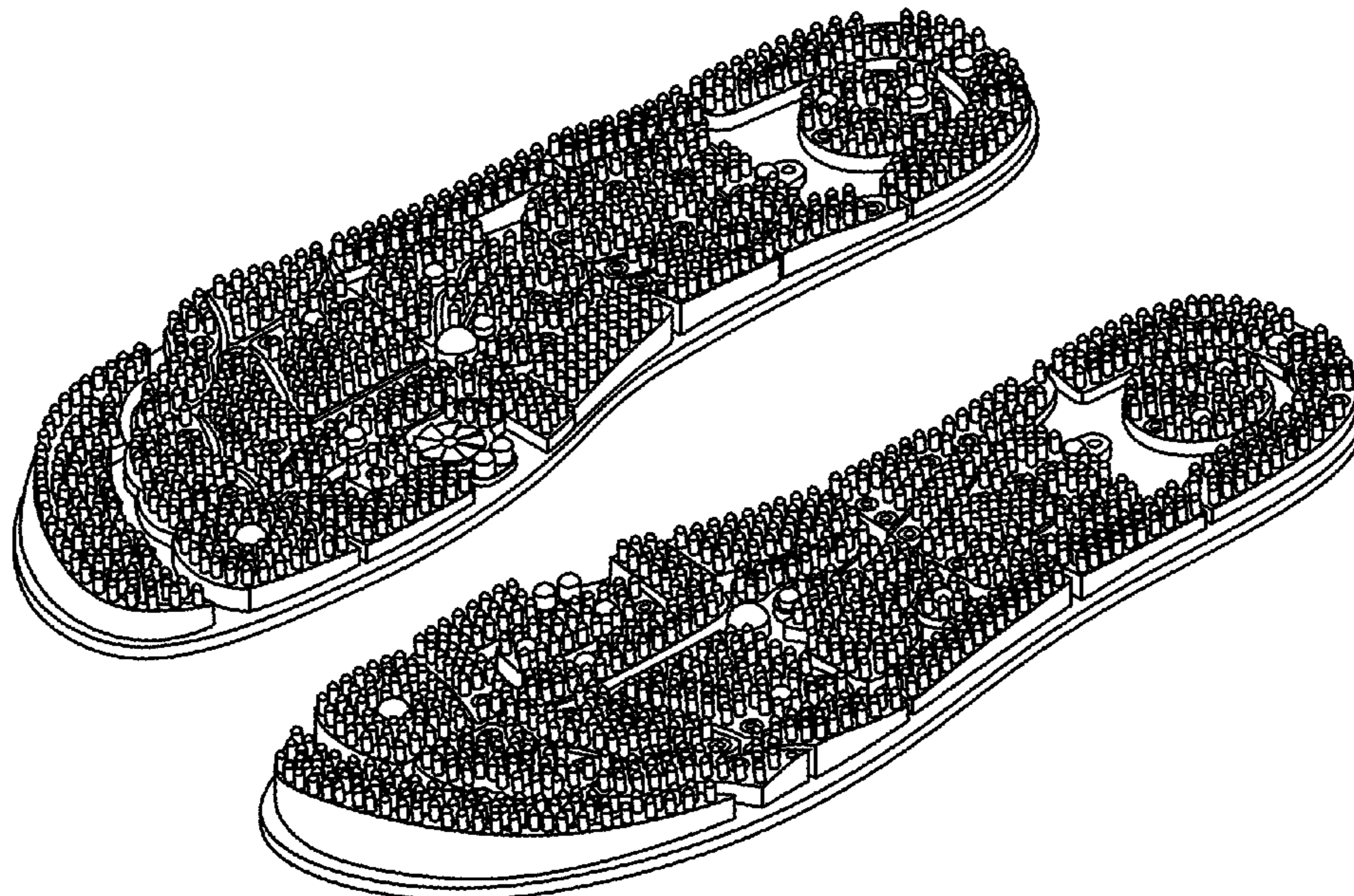
FIG. 2 is a top plan view of the top nodule portion of the foot massaging physiotherapy plate;

FIG. 3 is a top perspective view of the bottom base portion of the foot massaging physiotherapy plate; and,

FIG. 4 is an exploded top perspective view of the foot massaging physiotherapy plate with the top nodule portion and the bottom base portion separated for ease of illustration.

The bottom view of the foot massaging physiotherapy plate is flat and unornamented.

1 Claim, 4 Drawing Sheets






FIG. 1

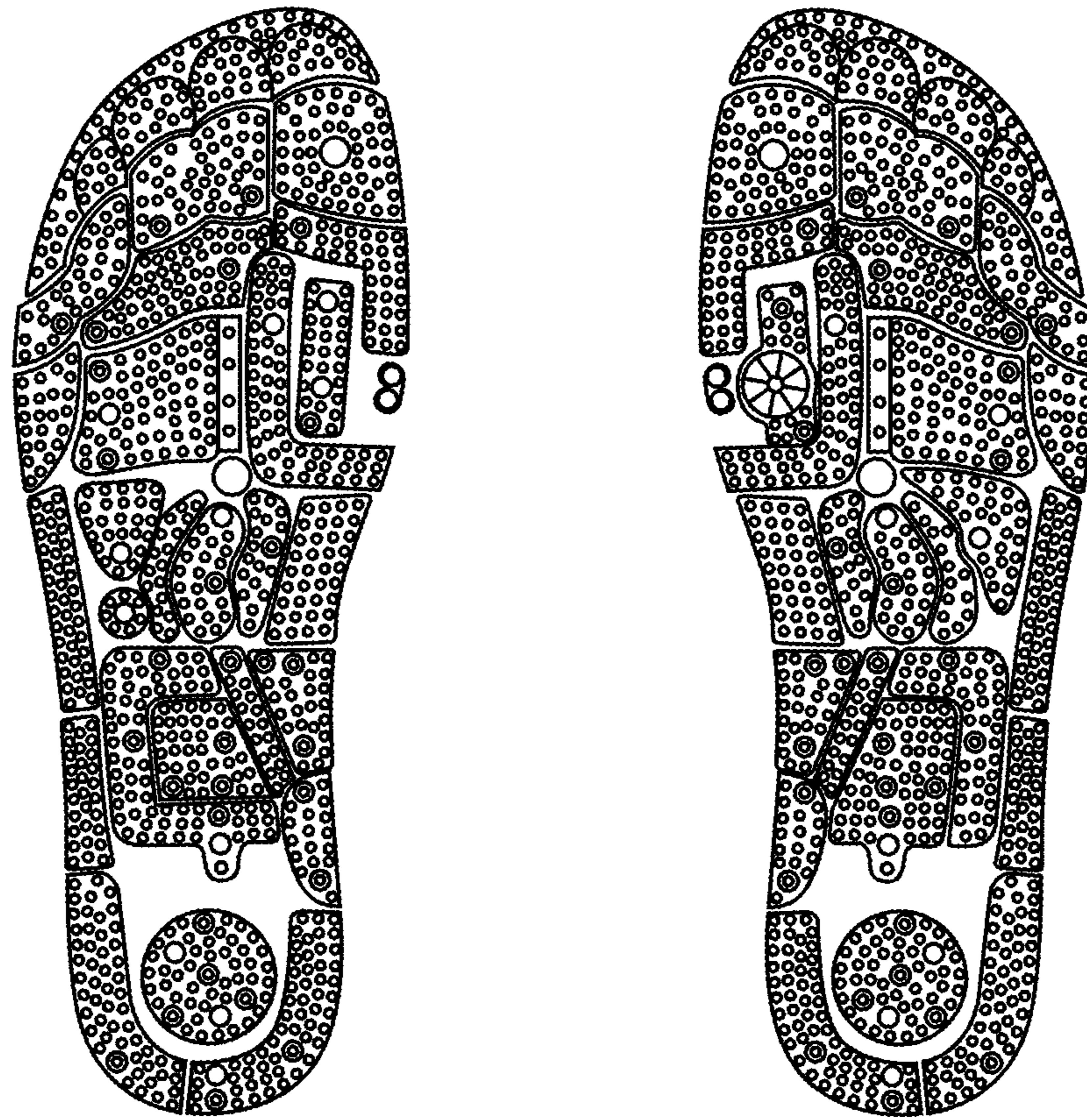


FIG. 2

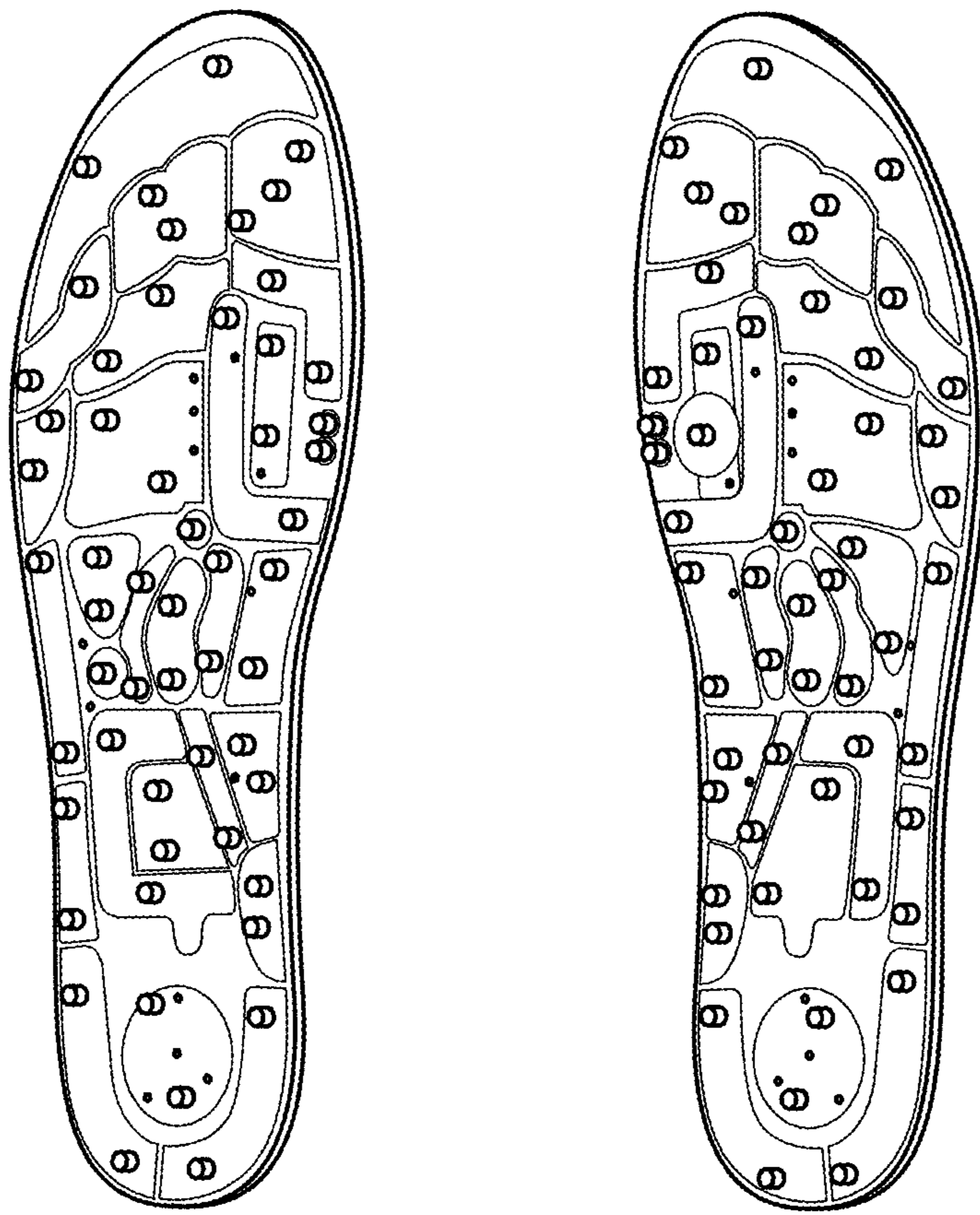


FIG. 3

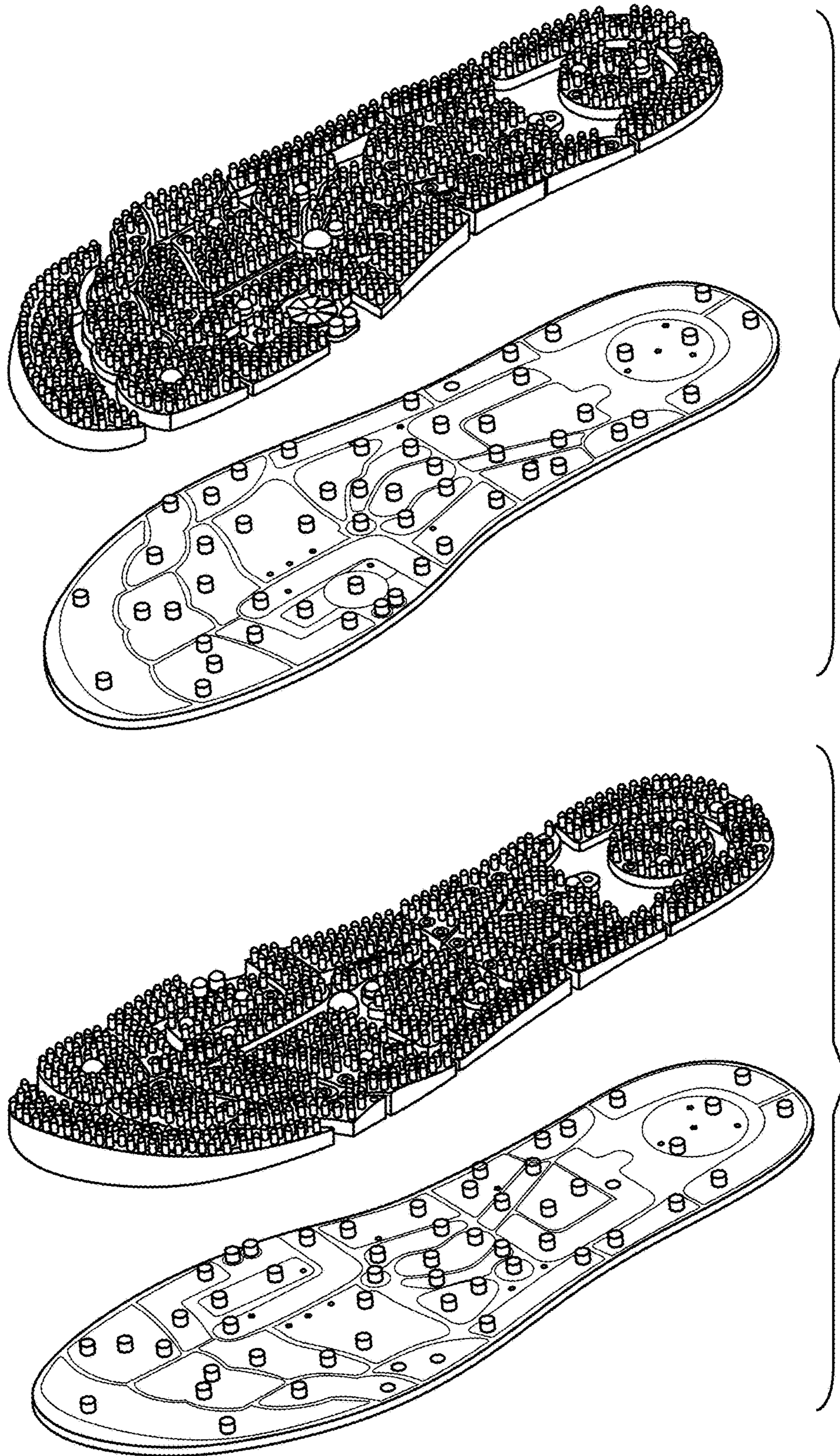


FIG. 4