



US00D791948S

(12) **United States Design Patent**
Porat

(10) **Patent No.:** **US D791,948 S**

(45) **Date of Patent:** **** *Jul. 11, 2017**

(54) **EAR VIBRATOR**

(75) Inventor: **Amir Porat**, Yehud (IL)

(73) Assignee: **Kencap Technology Co., Ltd**, Jiangsu (CN)

(*) Notice: This patent is subject to a terminal disclaimer.

(**) Term: **14 Years**

(21) Appl. No.: **29/430,436**

(22) Filed: **Aug. 24, 2012**

(51) **LOC (10) Cl.** **10-01**

(52) **U.S. Cl.**

USPC **D24/151**

(58) **Field of Classification Search**

USPC D24/127, 133, 136, 146-152, 172, 173, D24/174, 176, 214, 215; 600/325, 110, 600/180; 606/79, 80, 162; D8/80, 300, D8/397

CPC A61B 1/05; A61B 1/07; A61B 17/1671; A61B 17/1617; A61B 5/1459

See application file for complete search history.

(56) **References Cited**

U.S. PATENT DOCUMENTS

D296,005	S	*	5/1988	Alkire	D24/151
D323,034	S	*	1/1992	Reinstein	D24/206
D338,070	S	*	8/1993	Lam	D24/214
D342,138	S	*	12/1993	Wollman et al.	D24/214
D388,543	S	*	12/1997	Eguchi et al.	D28/53
5,925,002	A	*	7/1999	Wollman	601/70
D425,241	S	*	5/2000	Nishizawa et al.	D28/9

D538,430	S	*	3/2007	Ohta	D24/146
D625,411	S	*	10/2010	Porat	D24/133
D636,874	S	*	4/2011	Palmer et al.	D24/146
D649,656	S	*	11/2011	Petersen	D24/215
D708,440	S	*	7/2014	Owen et al.	D4/102
2003/0172939	A1	*	9/2003	Hirchenbain et al.	128/867

* cited by examiner

Primary Examiner — Robert M Spear

Assistant Examiner — Marissa J Cash

(74) *Attorney, Agent, or Firm* — The IP Law Firm of Guy Levi, LLC; Guy Levi

(57) **CLAIM**

I claim, the ornamental design for an ear vibrator, as shown and described.

DESCRIPTION

FIG. 1 shows a perspective view of an ear vibrator showing my new design;
FIG. 2 shows a top plan view thereof;
FIG. 3 shows a bottom plan view thereof;
FIG. 4 shows a side elevation view thereof;
FIG. 5 shows another side elevation view thereof;
FIG. 6 shows a rear elevation view thereof; and,
FIG. 7 shows a front elevation view thereof.

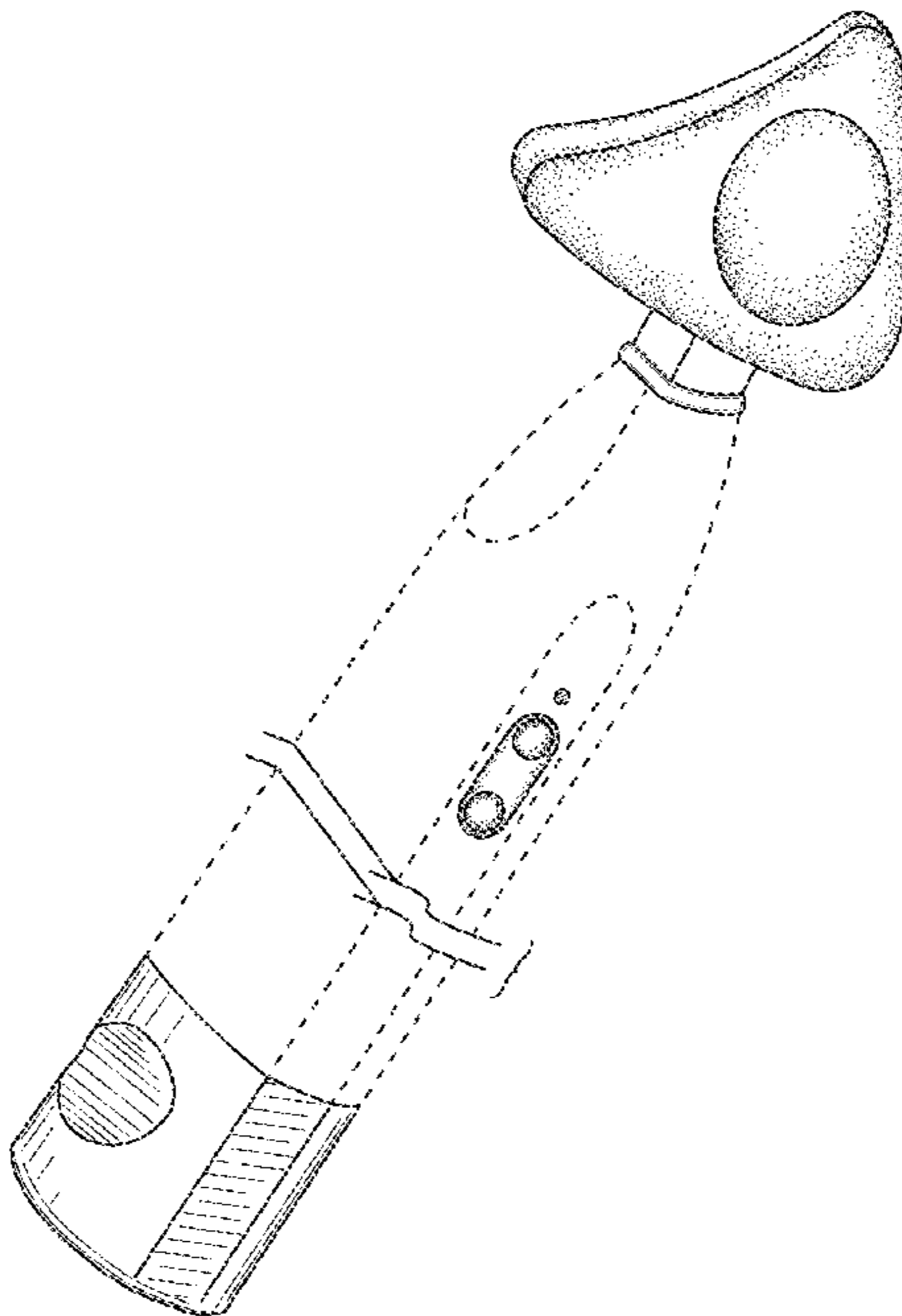
The broken lines shown in FIGS. 1-7 represent unclaimed subject matter, an form no part of the claimed design.

The bracketed broken away symbols shown in FIGS. 1, and 4-7 indicate that any portion of the article beyond what is shown forms no part of the claimed design.

The stippled shading of FIGS. 1-7 represents a surface contrast.

The parallel shade lines in FIGS. 1, and 4-7 show contour and not surface ornamentation.

1 Claim, 6 Drawing Sheets



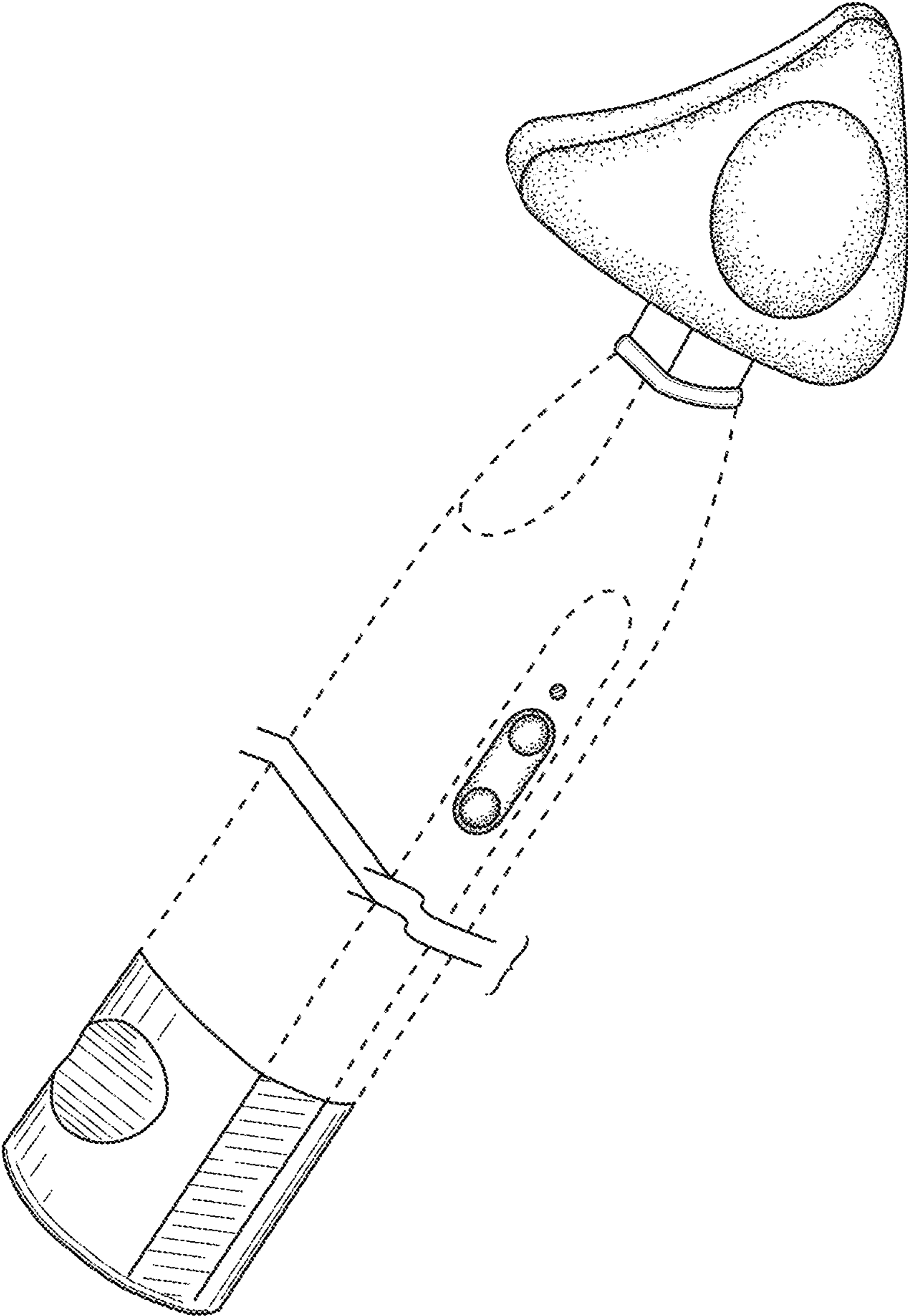


FIG. 1

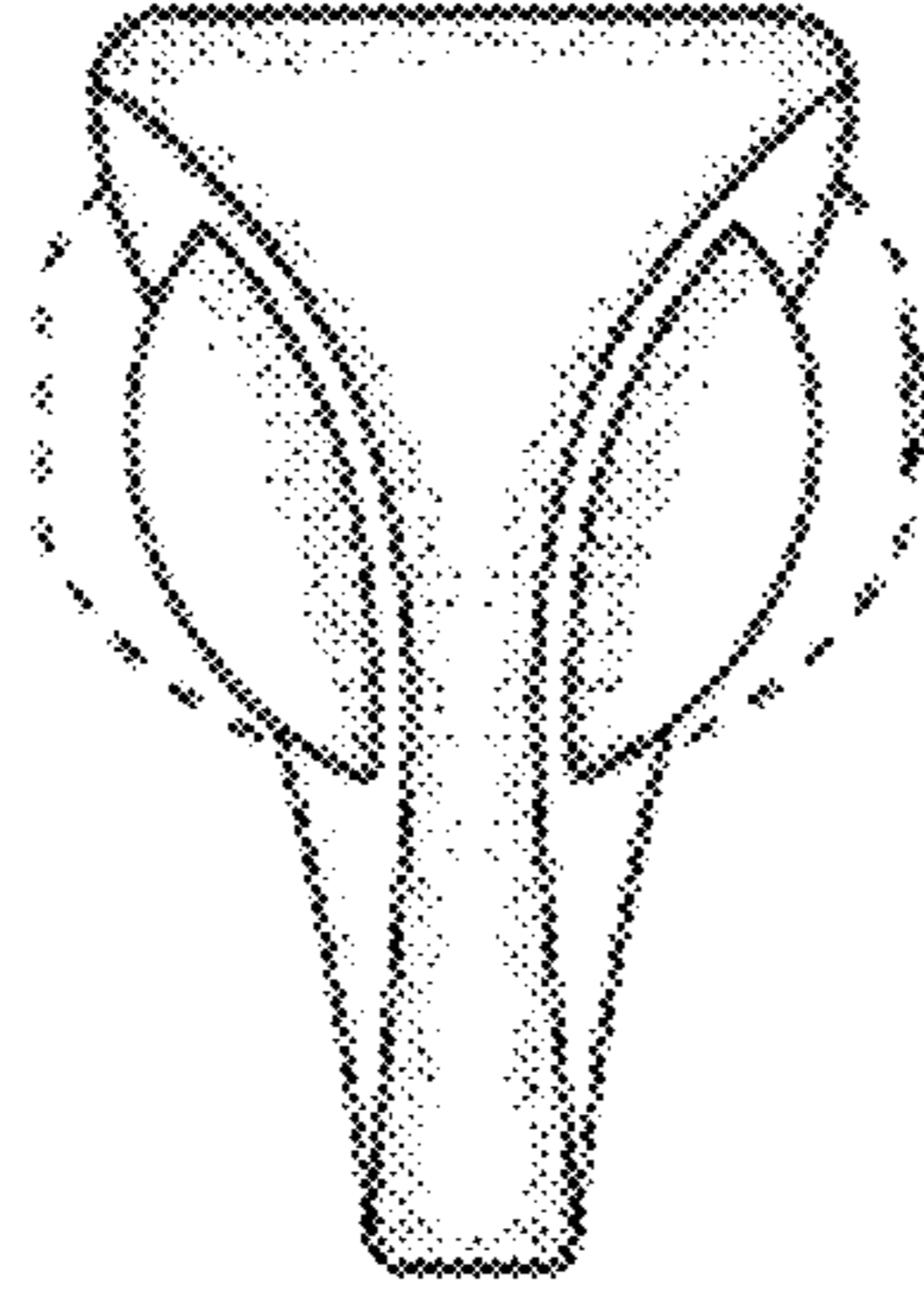


FIG. 2

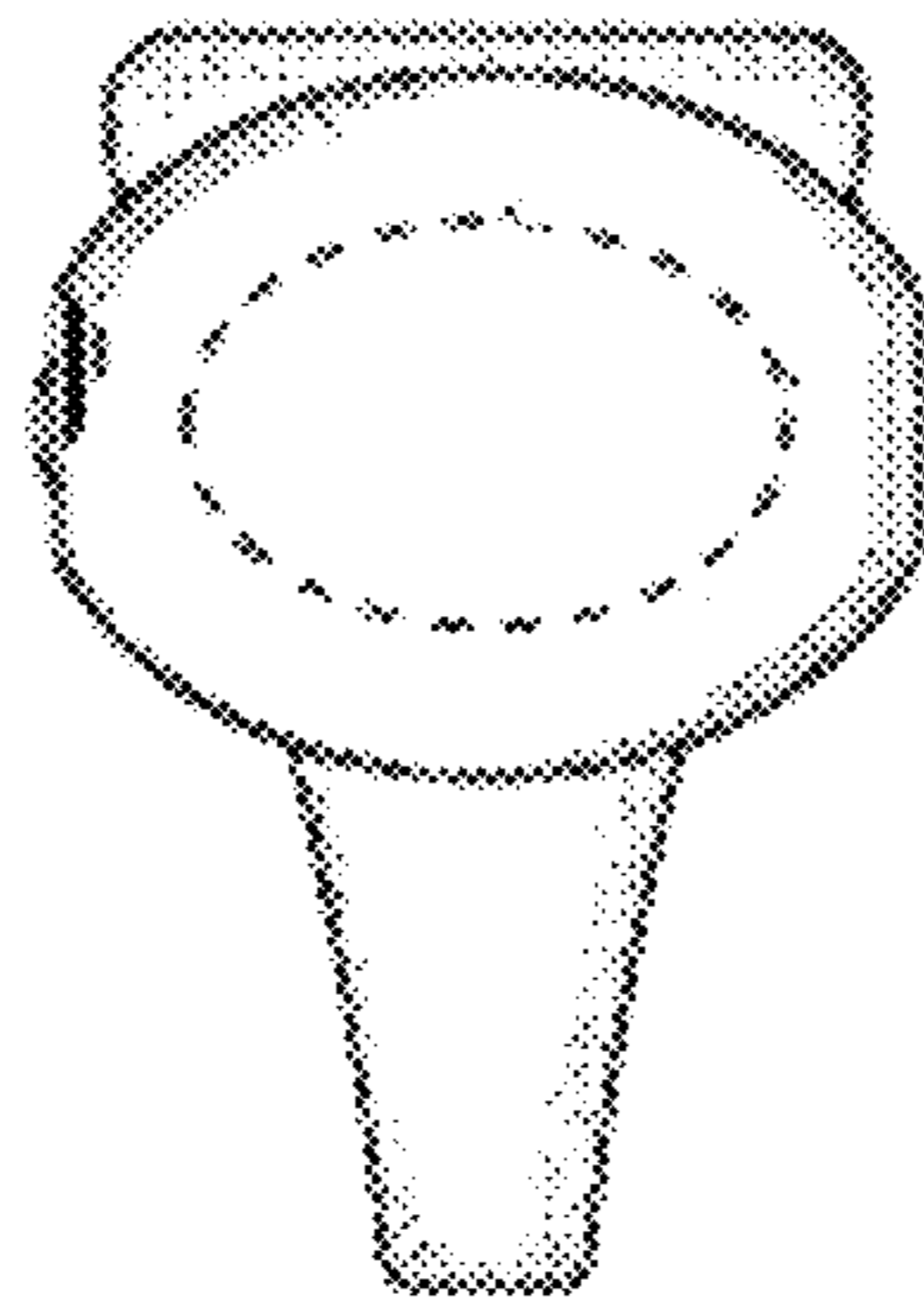


FIG. 3

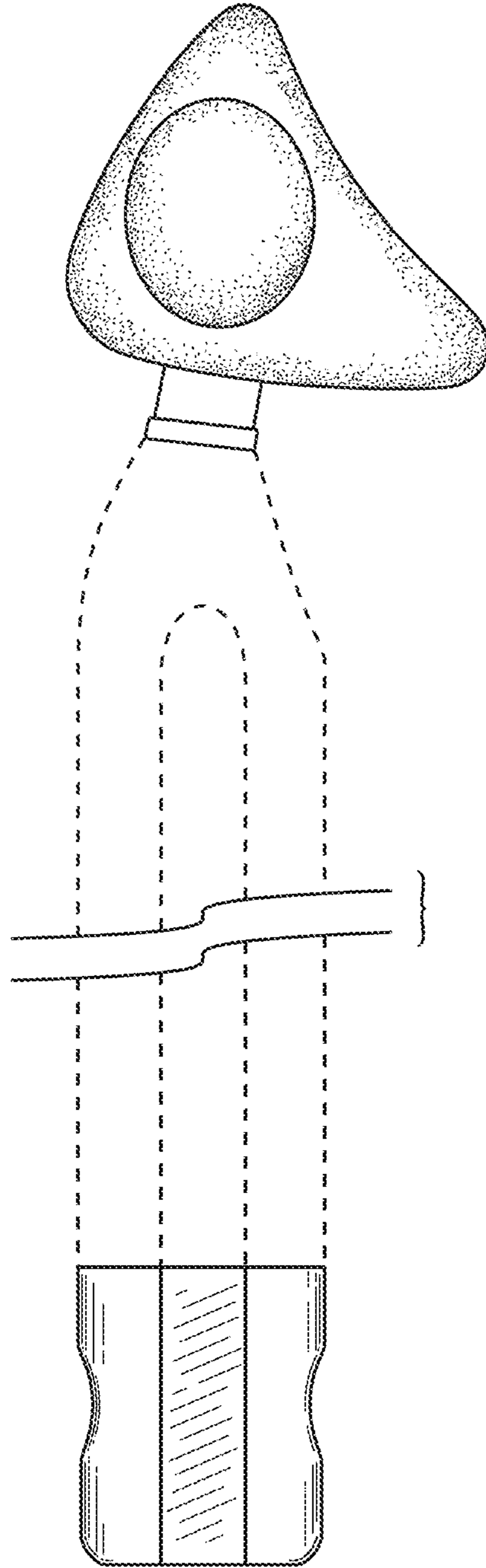


FIG. 4

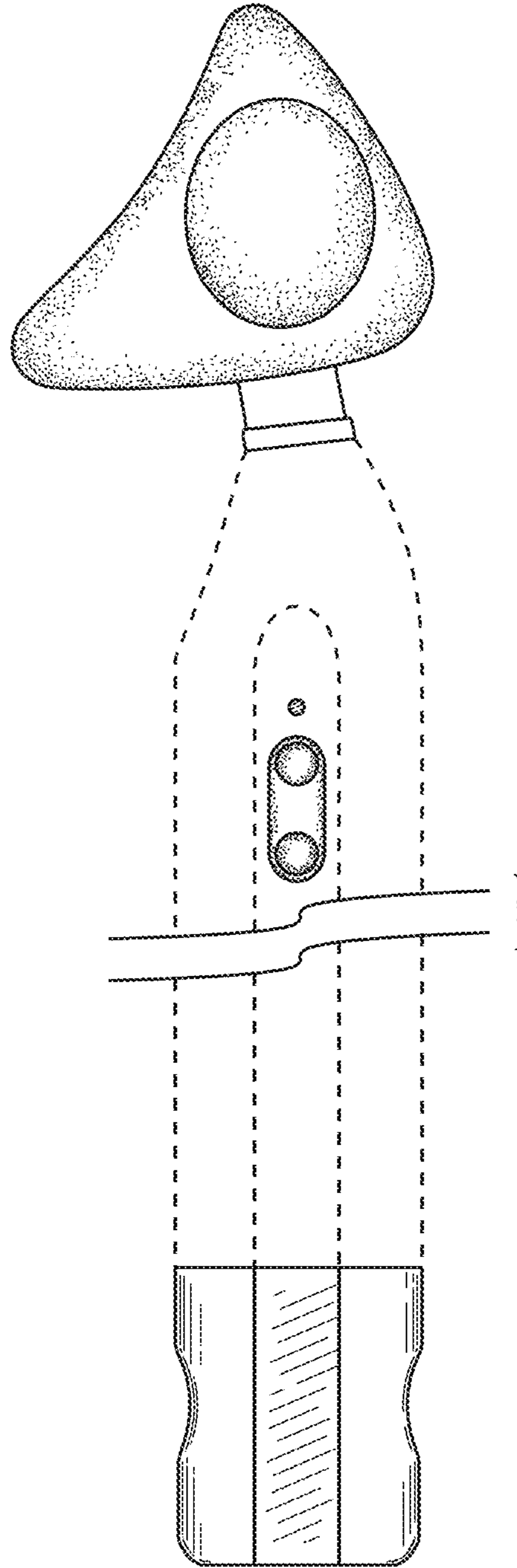


FIG. 5

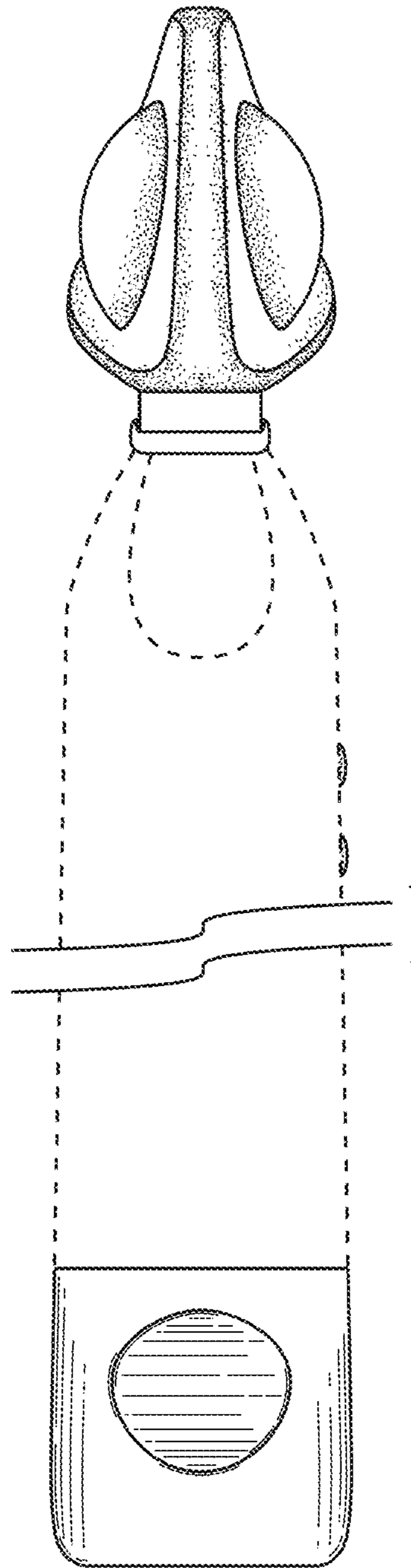


FIG. 6

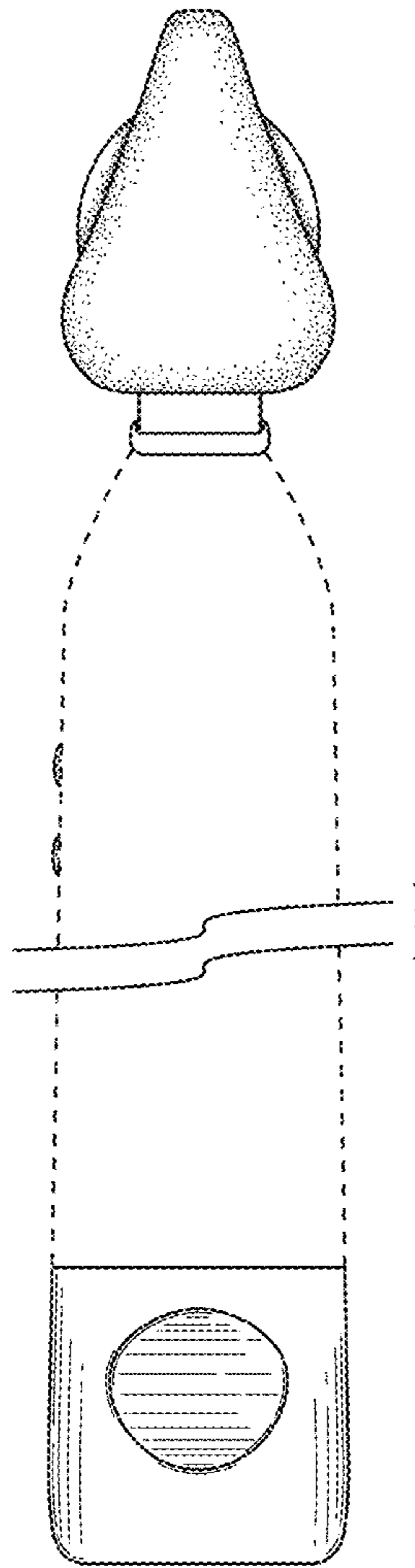


FIG. 7